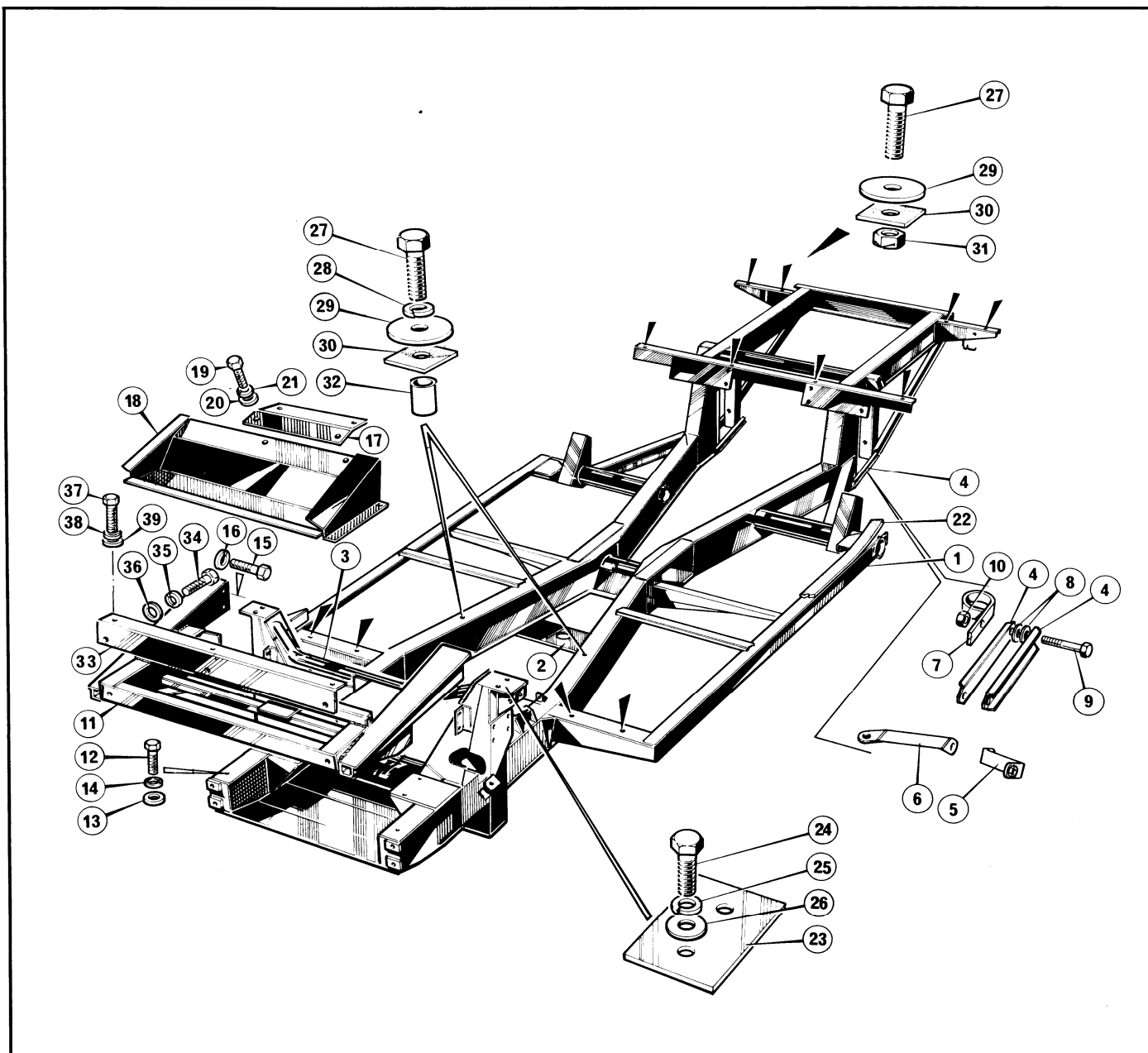
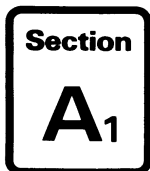




Frame



PART NO.	DESCRIPTION	ITEM	REMARKS	QTY.
FRAME				
216230	Frame	1		1
211213	Cross channel, sump.			1
51522B	Set screw, cross channel to frame			4
51203B	Lockwasher, cross channel to frame.			4
205360	Spacer, cross channel to frame			4
211214	Mounting channel, gearbox.	2		1
51520B	Set screw, mounting channel to frame.			4
51203B	Spring washer, mounting channel to frame.			4
216222	Crosstube, front upper	3		1
51520B	Set screw, crosstube to towers			6
51203B	Lockwasher, crosstube to towers			6
210378	Link, rear frame	4		4
212652	Strap, rear seat belt anchorage outer	5		2
212654	Strap, rear seat belt anchorage, LH inner.	6		1
212655	Strap, rear seat belt anchorage, RH inner			1
50131B	Bolt, link and straps to frame			2
50814N	Nut, link and straps to frame			2
212682	Towing hook	7		2

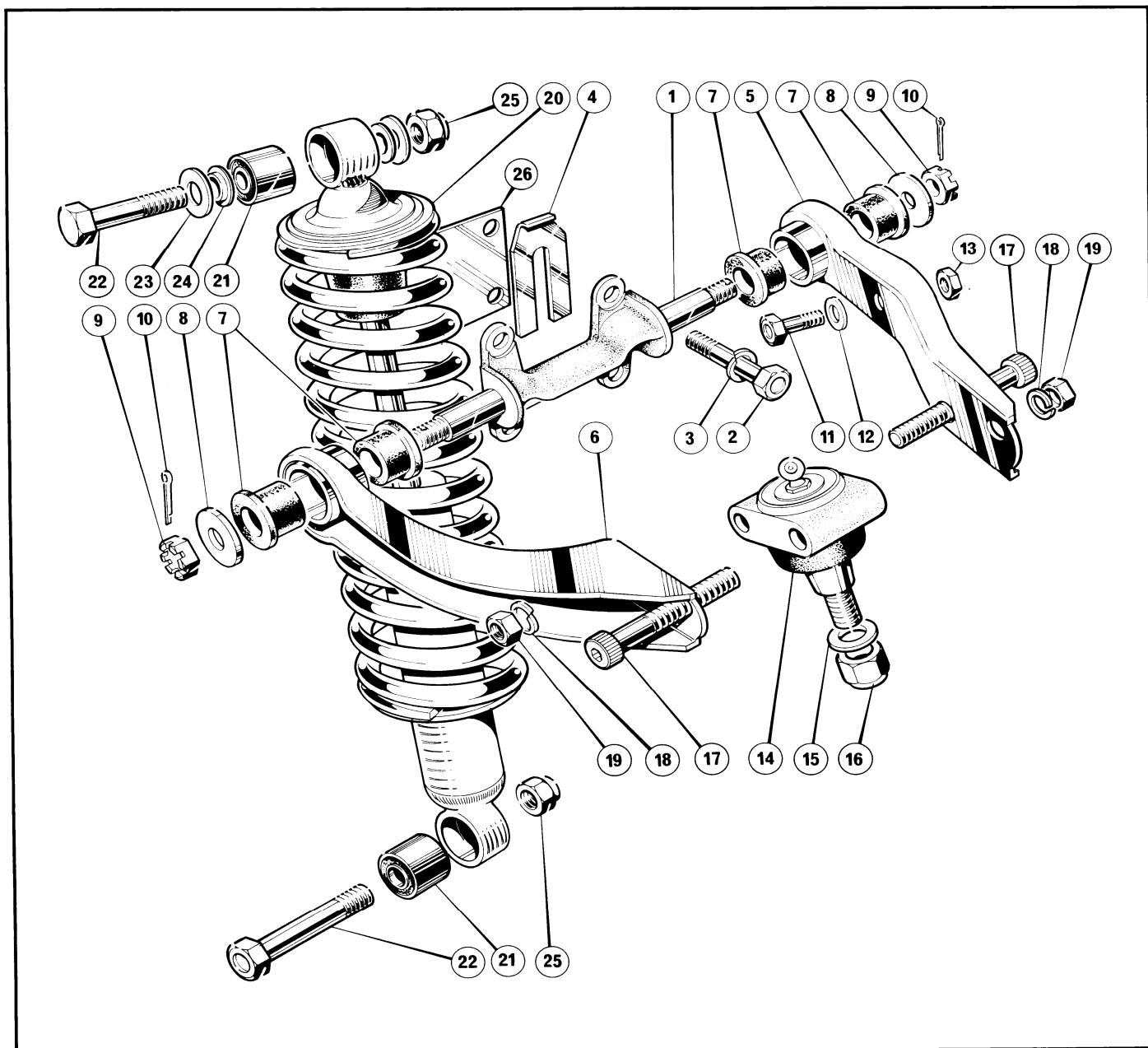


Frame



PART NO.	DESCRIPTION	ITEM	REMARKS	QTY.
FRAME (continued)				
51134B	Washer spacing, link and towing hook to frame	8	4
50131B	Bolt, link and towing hook to frame	9	2
50814N	Nut, link and towing hook to frame.	10	2
216388	Nose plate support	11	1
51481B	Set screw, nose plate to sidemember	12	2
CW300	Coachwasher, nose plate to sidemember	13	2
51202B	Lockwasher, nose plate to sidemember	14	2
51481B	Set screw, nose plate to suspension tower	15	4
51202B	Lockwasher, nose plate to suspension tower	16	4
216423	Radiator mounting plate	17	1
216416	Spare wheel mounting and radiator ducting plate.	18	1
51480B	Set screw, radiator and spare wheel mounting plate securing	19	10
51132B	Washer, radiator and spare wheel mounting plate securing	20	10
51202B	Lockwasher, radiator and spare wheel mounting plate securing	21	10
203715	Insulation, body to chassis	22	1
211871	Reinforcement plate, body to suspension tower	23	2
216536	Spacer plate, body to suspension tower.	A.R.
51489B	Set screw, body to suspension tower	24	4
51209B	Lockwasher, body to suspension tower	25	4
51132B	Washer, body to suspension tower	26	1
51486B	Set screw, body to frame	27	14
51202B	Lockwasher, body to frame	28	12
51132B	Washer, body to frame	12
CW300	Coachwasher, body to frame	29	14
207393	Waterproofing washer, body to frame	30	14
51002B	Nut, body to frame	31	12
207070	Nut insert, body to frame	32	2
216425	Body support bracket, front.	33	1
51480B	Set screw, bracket to nose plate	34	3
51202B	Lockwasher, bracket to nose plate	35	3
51132B	Washer, bracket to nose plate	36	3
51488B	Set screw, bracket to body	37	3
51202B	Lockwasher, bracket to body	38	3
CW300	Coachwasher, bracket to body	39	3


Front Suspension



PART NO.	DESCRIPTION	ITEM	REMARKS	QTY.
----------	-------------	------	---------	------

FRONT SUSPENSION—Upper wishbones, damper and spring assembly

216837	Upper fulcrum	1	2
50081B	Bolt, upper fulcrum to frame	2	8
51203B	Lockwasher, upper fulcrum to frame	3	8
7143	Shim, camber adjustment, top	4	A.R.
210396	Wishbone, upper, RH front	5	Power Steering	1
210397	Wishbone, upper, LH front		Power Steering	1
210398	Wishbone, upper, RH rear	6	Power Steering	1
210399	Wishbone, upper, LH rear		Power Steering	1
210399	Wishbone, upper, RH front		Manual Steering	1
210398	Wishbone, upper, LH front		Manual Steering	1
210397	Wishbone, upper, RH rear		Manual Steering	1
210396	Wishbone, upper, LH rear		Manual Steering	1
203375	Bush, rubber, wishbone to upper fulcrum	7	8
204021	Plain washer, wishbone to upper fulcrum	8	4
50763B	Slotted nut, wishbone to upper fulcrum	9	4
53844B	Split pin, wishbone to upper fulcrum	10	4
51520B	Set screw, earth lead to upper wishbone	11	2
51133B	Washer, earth lead to upper wishbone	12	2

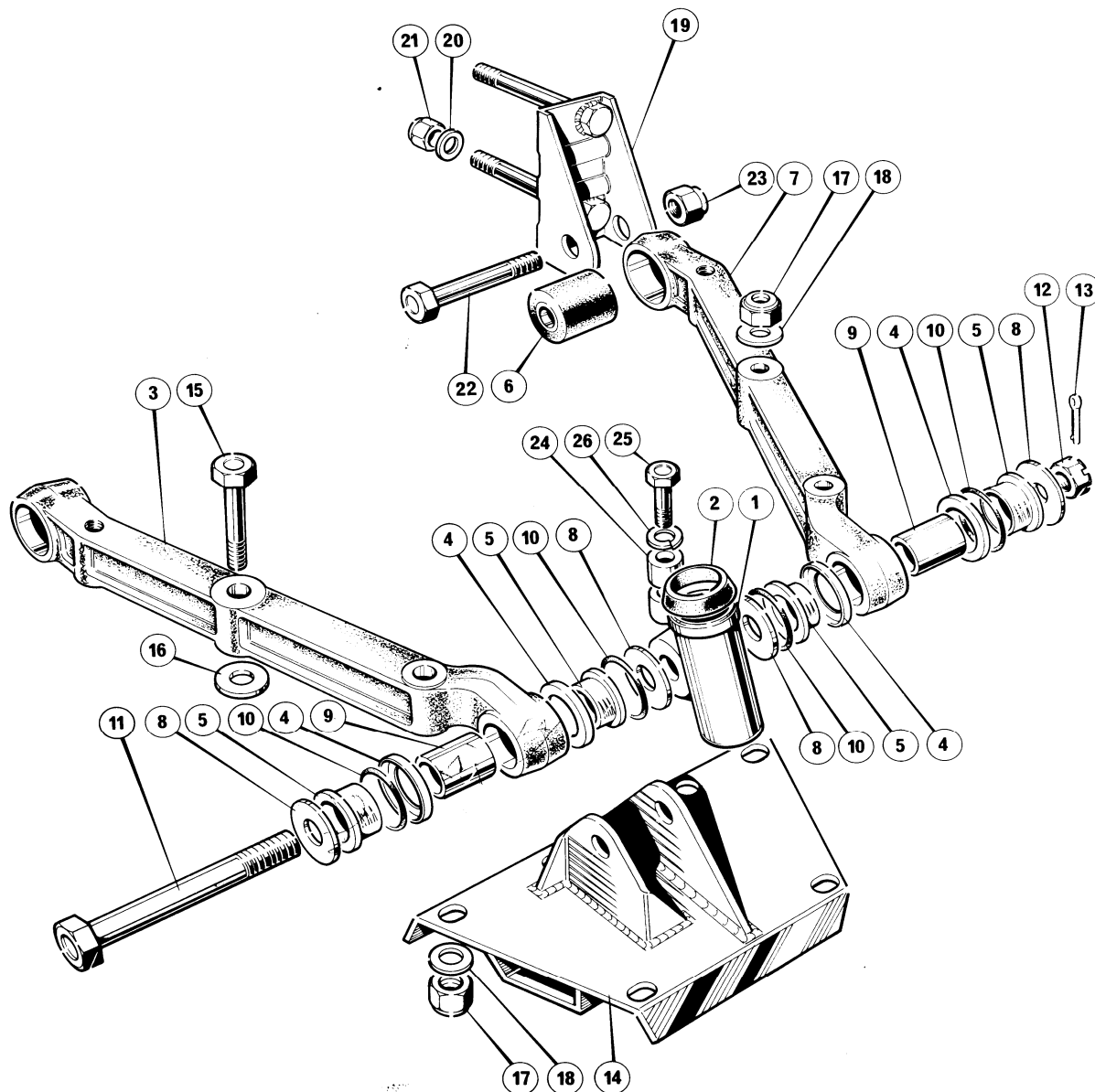


Front Suspension



PART NO.	DESCRIPTION	ITEM	REMARKS	QTY.
FRONT SUSPENSION—Upper wishbones, damper and spring assembly (continued)				
51003B	Nut, earth lead to upper wishbone	13	2
212822	Ball joint, upper	14	2
51167B	Washer, ball joint to vertical link	15	2
50865C	Nyloc nut, ball joint to vertical link	16	2
210412	Socket screw, upper wishbone to ball joint	17	4
51209B	Lockwasher, upper wishbone to ball joint	18	4
50683B	Nut, upper wishbone to ball joint.	19	4
210411	Tapped plate, upper wishbone to ball joint.	2
217370	Damper unit assembly	20	2
91562	Bush	21	4
50165B	Bolt, damper to mounting bracket and frame	22	4
51135B	Washer, damper to mounting bracket and frame	23	8
213030	Spacer, damper to mounting bracket and frame	24	8
50815N	Nut, damper to mounting bracket and frame.	25	8
201904	Packing plate, top	26	2

Front Suspension



PART NO.	DESCRIPTION	ITEM	REMARKS	QTY.
FRONT SUSPENSION—Lower wishbones				
216820	Lower trunnion RH	1	Power Steering	1
216821	Lower trunnion LH	1	Power Steering	1
206025	Lower trunnion RH		Manual Steering	1
206026	Lower trunnion LH		Manual Steering	1
206018	Grease seal, trunnion	2		2
206039	Wishbone assembly, lower, rear RH and front LH	2		2
206035	Wishbone arm, rear RH and front LH	3		2
206036	Water shield	4		4
206037	Nylon bearing	5		4
204607	Bush	6		2
206040	Wishbone assembly, lower, rear LH and front RH			2
206038	Wishbone arm, rear LH and front RH	7		2
206036	Water shield	4		4
206037	Nylon bearing	5		4
204607	Bush	6		2
206030	Washer, lower wishbone to trunnion	8		8
206032	Spacer, lower wishbone to trunnion	9		4
206031	Rubber seal, lower wishbone to trunnion	10		2

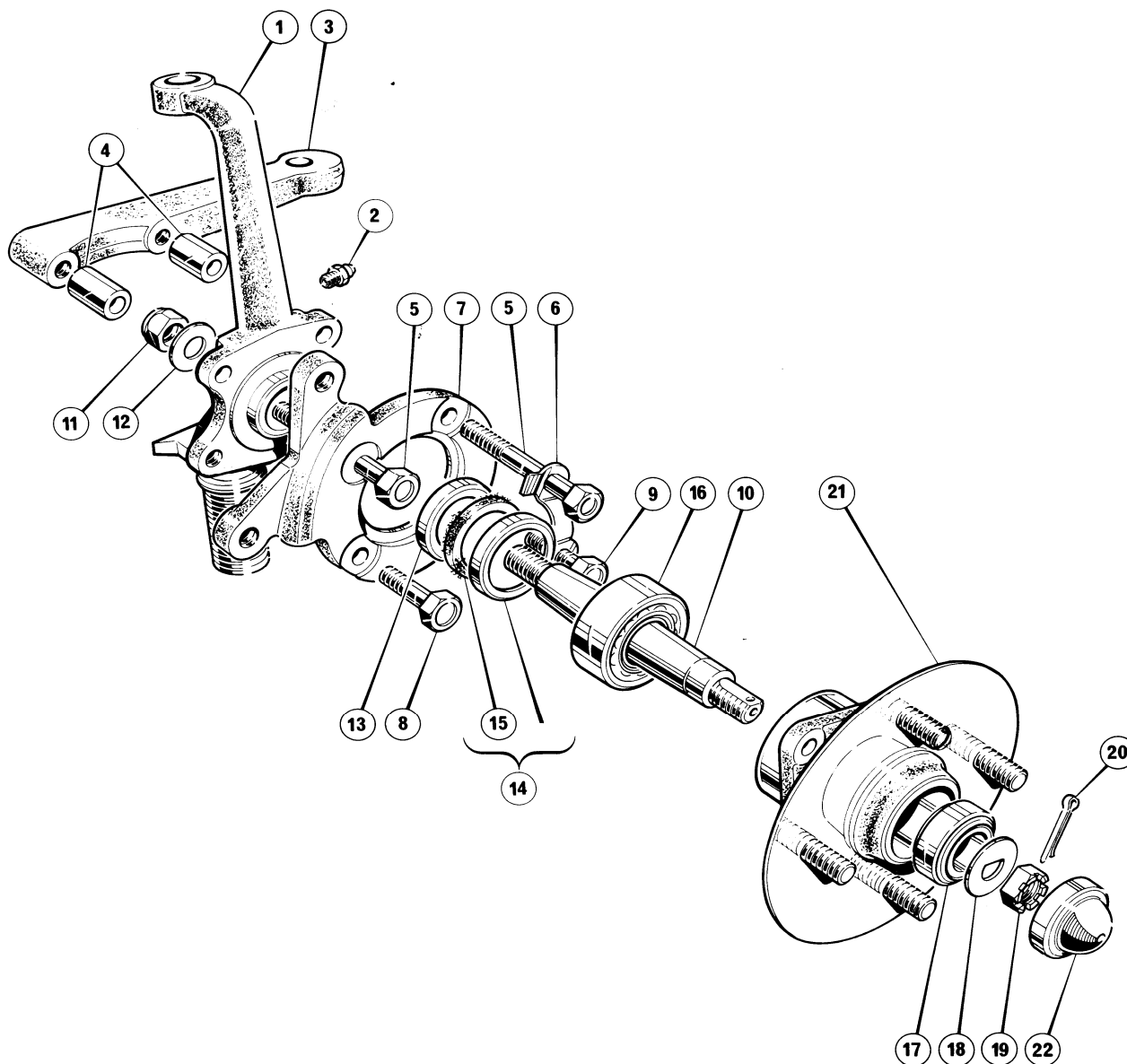


Front Suspension



PART NO.	DESCRIPTION	ITEM	REMARKS	QTY.
FRONT SUSPENSION—Lower wishbones (continued)				
206029	Bolt, lower wishbone to trunnion	11	2
206033	Slotted nut, lower wishbone to trunnion	12	2
53886B	Split pin, nut securing	13	2
211309	Bracket, damper to lower wishbone RH	14	1
211310	Bracket, damper to lower wishbone LH	1
50086B	Bolt, damper bracket to lower wishbone	15	6
211607	Spacer, damper bracket to lower wishbone	16	Power Steering	8
50813N	Nut, damper bracket to lower wishbone	17	6
51123B	Washer, damper bracket to lower wishbone	18	8
211305	Mounting bracket, lower wishbone RH	19	Power Steering	2
211306	Mounting bracket, lower wishbone LH		Power Steering	2
211306	Mounting bracket, lower wishbone RH		Manual Steering	2
211305	Mounting bracket, lower wishbone LH		Manual Steering	2
51133B	Washer, mounting bracket to frame	20	8
50813N	Nut, mounting bracket to frame	21	8
50165B	Bolt, lower wishbone to mounting bracket	22	4
50815N	Nut, lower wishbone to mounting bracket	23	4
206877	Shim, camber adjustment, bottom			A.R.
207993	Lockstop	24	2
50041B	Bolt, lockstop	25	2
51202B	Lockwasher, lockstop	26	2


Front Suspension



PART NO.	DESCRIPTION	ITEM	REMARKS	QTY.
----------	-------------	------	---------	------

FRONT SUSPENSION—Vertical link and hub assembly

216818	Vertical link RH	1	1
216819	Vertical link LH	1	1
206028	Greaser, vertical link	2	2
211188	Lever, tie rod RH	3	1
211189	Lever, tie rod LH	3	1
206641	Spacer, tie rod lever	4	4
50089B	Bolt, tie rod to vertical link	5	4
216826	Tab washer, caliper mounting plate to vertical link	6	4
212893	Plate, RH caliper mounting	7	1
212894	Plate, LH caliper mounting	7	1
51520B	Set screw, caliper mounting plate to vertical link	8	2
51525B	Set screw, caliper mounting plate and disc shield to vertical link	9	2
51133B	Washer, caliper mounting plate and disc shield to vertical link	9	See Section L1.....	2
50863B	Nut, caliper mounting plate and disc shield to vertical link	9	See Section L1.....	2
211168	Shaft, stub axle	10	2
50865B	Nut, stub axle shaft to vertical link	11	2
51135B	Washer, stub axle shaft to vertical link	12	2
211184	Cup, inner bearing abutment	13	2

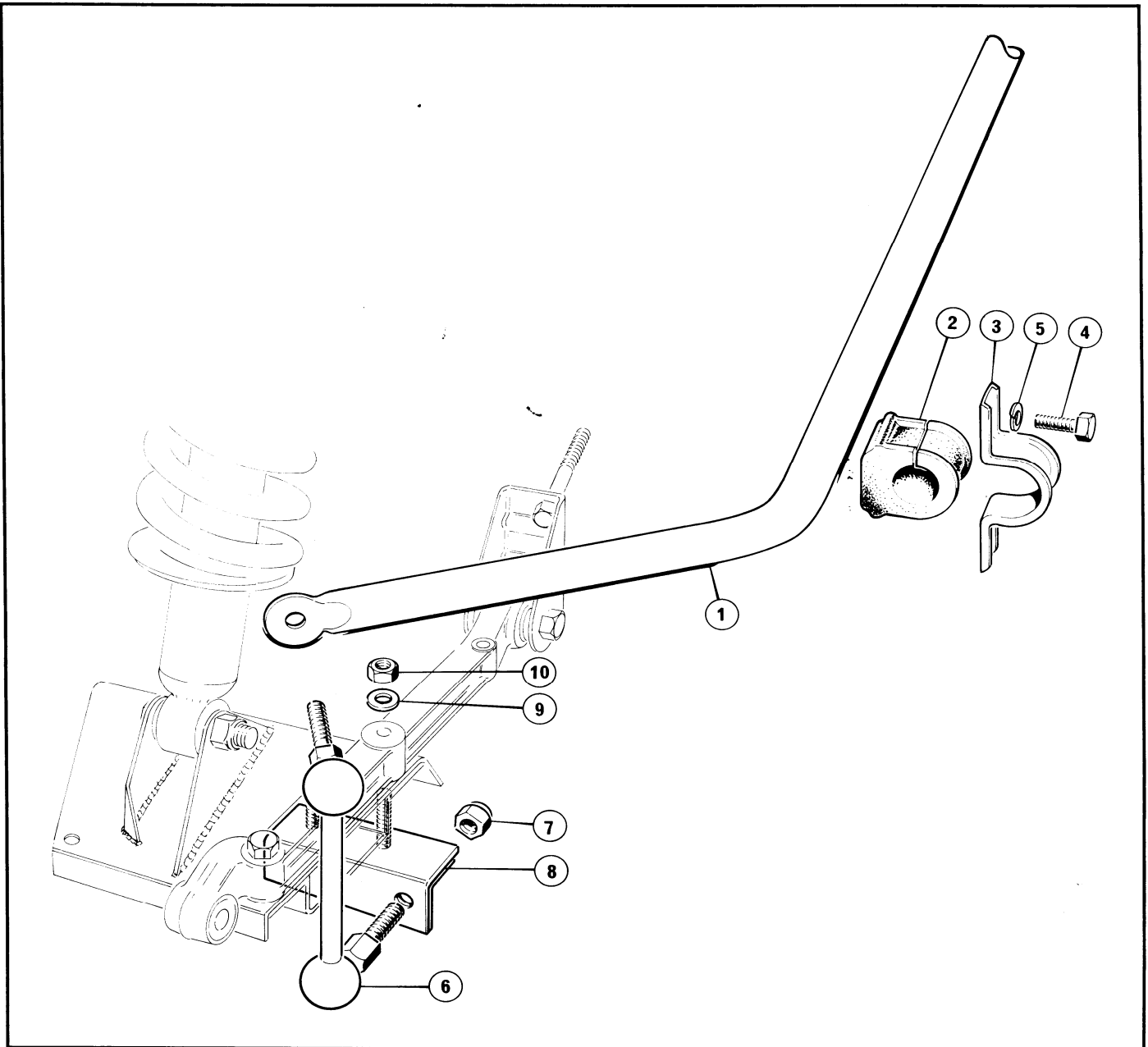


Front Suspension



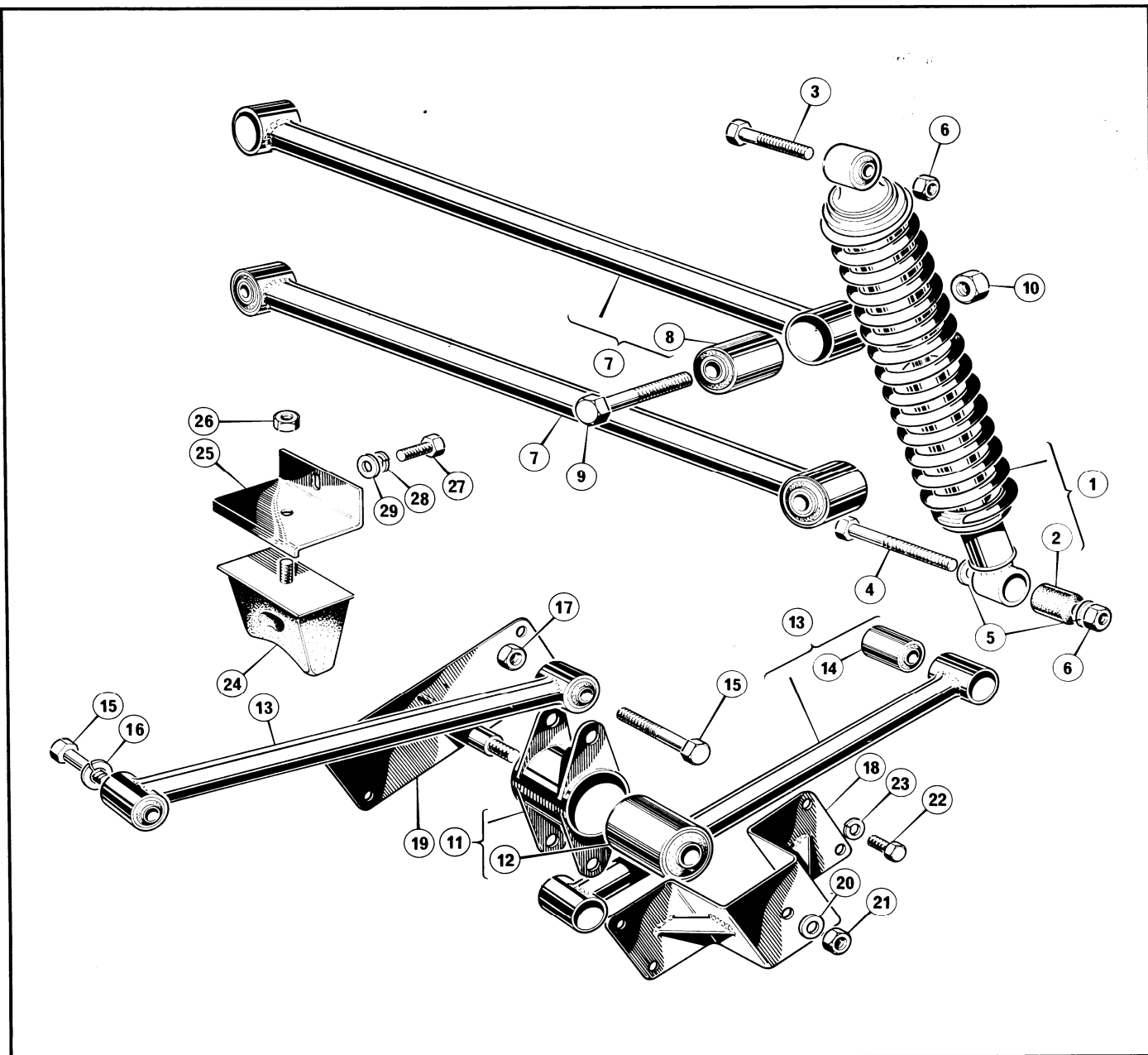
PART NO.	DESCRIPTION	ITEM	REMARKS	QTY.
FRONT SUSPENSION—Vertical link and hub assembly (continued)				
6374	Oil seal, inner bearing	14	2
6376	Seal, felt, oil seal	15	2
6411	Bearing, inner, stub axle shaft	16	2
4505	Bearing, outer stub axle shaft	17	2
5660	'D' washer, hub to stub axle shaft	18	2
5663	Slotted nut, hub to stub axle shaft	19	2
53889B	Split pin, hub to stub axle shaft	20	2
92286	Front hub with studs and bearings	2
211183	Front hub with studs	21	2
6411	Bearing, taper roller	16	2
4505	Bearing, taper roller	17	2
7136	Hub cap	22	2

Front Suspension



PART NO.	DESCRIPTION	ITEM	REMARKS	QTY.
FRONT SUSPENSION—Anti roll bar				
212519	Anti roll bar	1	Power Steering	1
212555	Mounting rubber, anti roll bar	2	Power Steering	2
213408	Anti roll bar		Manual Steering	1
204460	Mounting rubber, anti-roll bar		Manual Steering	2
204459	Mounting bracket, anti roll bar	3	2
50042B	Set screw, mounting bracket to frame	4	4
51202B	Lockwasher, mounting bracket to frame	5	4
211315	Link, anti roll bar RH	6	1
211316	Link, anti roll bar LH	1
50814N	Nut, link to bracket and anti roll bar	7	4
212240	Bracket RH, anti roll bar mounting	8	1
212241	Bracket LH, anti roll bar mounting	1
51123B	Washer, mounting bracket to lower wishbone	9	4
50813N	Nut, mounting bracket to lower wishbone	10	4

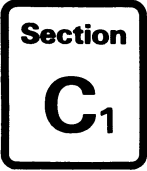
Rear Suspension



PART NO.	DESCRIPTION	ITEM	REMARKS	QTY.
----------	-------------	------	---------	------

REAR SUSPENSION

213847	Damper unit assembly	1		2
12117	Bush	2		4
50164B	Bolt, suspension unit top	3		2
50174B	Bolt, suspension unit bottom	4		2
4096	Washer, suspension unit bottom	5		4
50815N	Nut, suspension unit fixing	6		4
213849	Radius arm assembly, c/w bushes	7		4
213797	Bush	8		8
50205B	Bolt, radius arm	9		8
50846B	Nut, radius arm	10		8
207930	Cantilever arm assembly, c/w bushes	11		1
207928	Bush	12		1
211180	Radius arm assembly c/w bushes	13		2
207927	Bush	14		4
50124B	Bolt, radius arm	15		4
51204B	Lockwasher, radius arm	16		1
50814N	Nut, radius arm	17		3
207409	Cover strap assembly, gear carrier	18		1

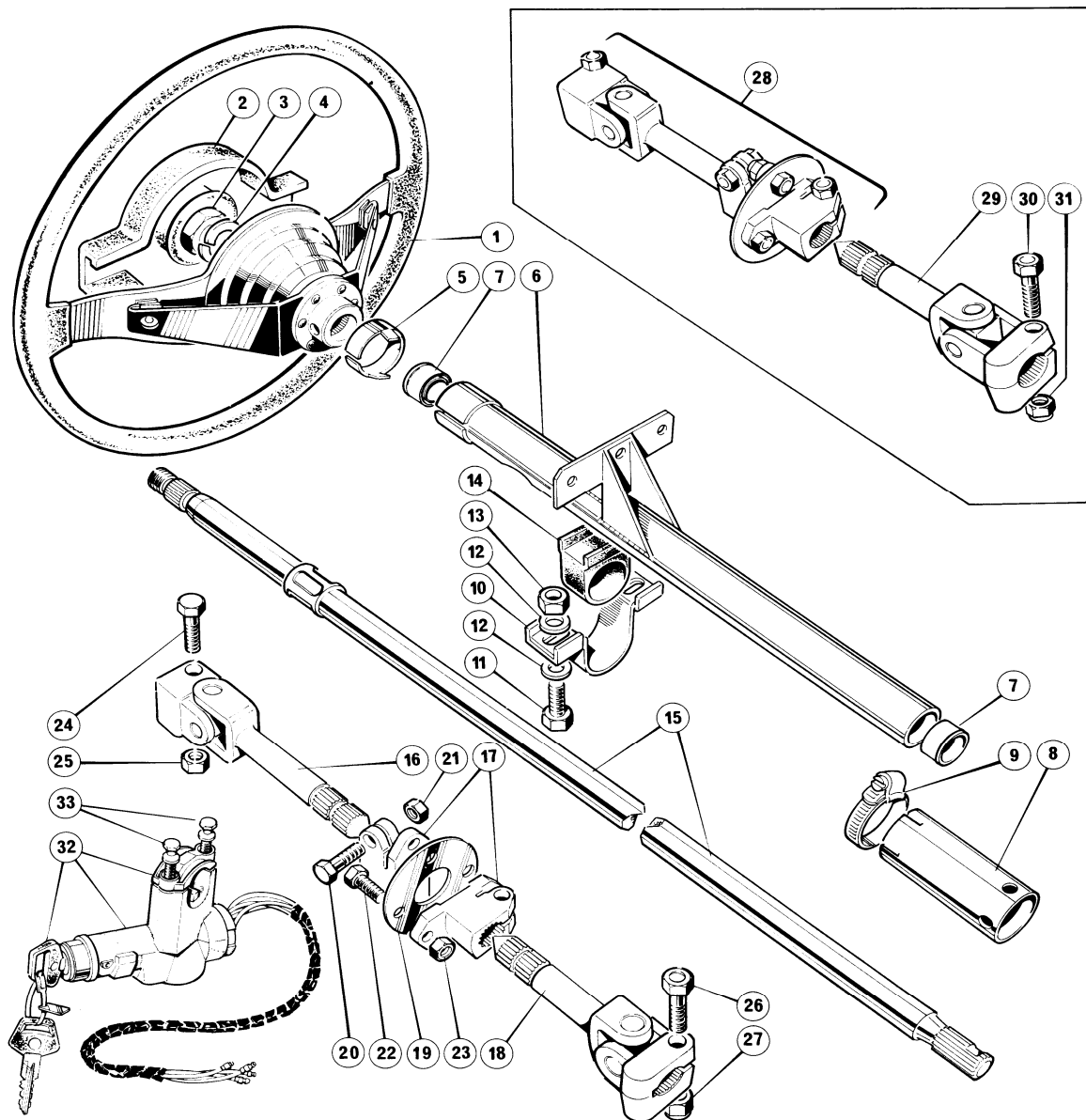


Rear Suspension



PART NO.	DESCRIPTION	ITEM	REMARKS	QTY.
REAR SUSPENSION (continued)				
207411	Pivot plate, cantilever arm	19	1
51133B	Washer, cantilever arm.....	20	1
51013B	Nut, cantilever arm	21	1
51504B	Set screw, cover strap to axle	22	4
51202B	Lockwasher, cover strap to axle	23	4
21726	Bump rubber	24	2
210836	Mounting bracket, bump rubber	25	2
51002B	Nut, bump rubber to bracket	26	2
51481B	Set screw, RH bracket to frame.	1
51484B	Set screw, LH bracket and inline filter to frame.....	27	1
51202B	Lockwasher, bracket and inline filter to frame	28	2
51132B	Washer, bracket to frame.....	29	1

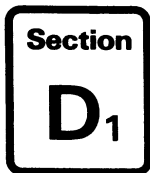
Steering



PART NO.	DESCRIPTION	ITEM	REMARKS	QTY.
----------	-------------	------	---------	------

STEERING—Column and wheel

211531	Steering wheel assembly	1	} 'GTE'	1
211801	Pad, steering wheel	2		1
216535	Steering wheel assembly		} 'GTC'	1
216534	Pad, steering wheel			1
8085	Nut, steering wheel to column	3		1
51226B	Lockwasher, steering wheel to column	4		1
211408	Clip, multiswitch self cancelling	5		1
213403	Steering column outer	6		1
26575	Bush, steering column outer	7		2
211700	Locating tube, outer column	8		1
54766	Clip, locating tube	9		1
211405	Saddle clip, steering column clamp	10		1
51449B	Set screw, saddle clip to steering column support tube	11		2
51131B	Washer, saddle clip to steering column support tube	12		4
50841B	Nut, saddle clip to steering column support tube	13		2
23816	Insulator, saddle clip to steering column support tube	14		1
212793	Steering column, inner	15		1

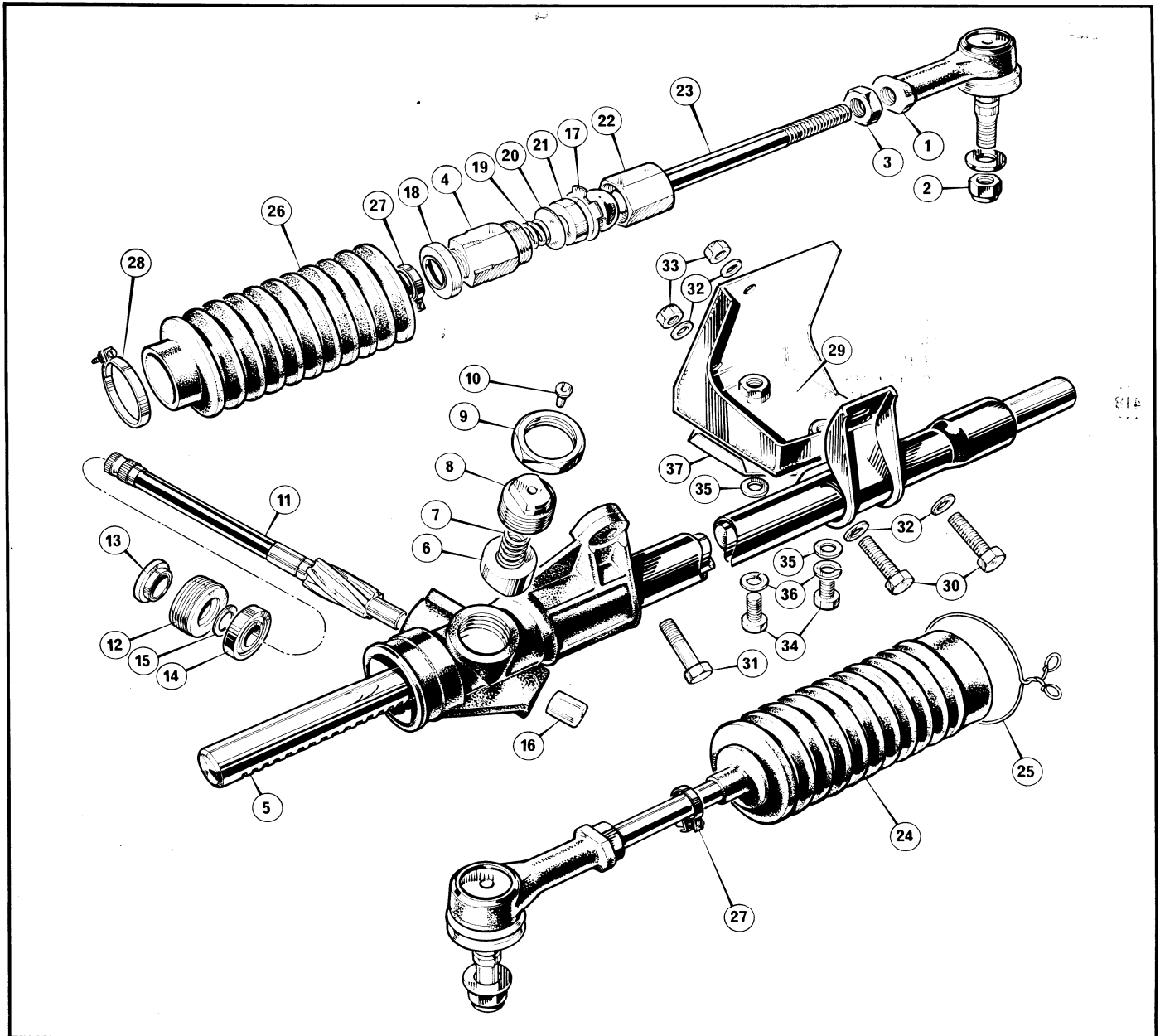


Steering



PART NO.	DESCRIPTION	ITEM	REMARKS	QTY.
STEERING—Column and wheel (continued)				
211736	Lower column assembly		Power steering	1
211872	Column and flange assembly, top	1
211732	Column	16	1
211734	Flange	17	1
211873	Column and flange assembly, bottom	1
211733	Column	18	1
211734	Flange	17	1
211731	Disc, column to column	19	1
208513	Bolt, column to flange	20	Power Steering	2
50812N	Nut, column to flange	21	2
51483B	Set screw, disc to flange	22	4
50812N	Nut, disc to flange	23	4
208513	Bolt, upper steering column to lower steering column	24	1
50812N	Nut, upper steering column to lower steering column	25	1
50044B	Bolt, lower column to rack	26	1
50812N	Nut, lower column to rack	27	1
211872	Column and flange assembly	28	2
211732	Column, column and flange	29	2
211734	Flange, column and flange	17	2
211731	Disc, column to column	19	1
208513	Bolt, column to flange	20	2
50812N	Nut, column to flange	21	2
51483B	Set screw, flange to flange through disc	22	Manual Steering	4
50812N	Nut, flange to flange through disc	23	4
208513	Bolt, upper steering column to lower steering column and lower steering column to rack	30	2
50812N	Nut, upper steering column to lower steering column and lower steering column to rack	31	2
211670	Lockset, ignition and steering column lock c/w keys	32	1
91537	Key, ignition and steering column lock		Quote serial no.	2
91536	Shear bolt, ignition and steering column lock	33	2

Steering



PART NO.	DESCRIPTION	ITEM	REMARKS	QTY.
STEERING—Rack and pinion, manual steering				
211347	Track rod end	1		2
211411	Nut, track rod end	2		2
25258	Locknut, track rod end	3		2
211349	Adaptor, screwed, rack end	4		2
211340	Rack and pinion assembly			1
	Rack, steering	5		1
	Plunger, pinion housing	6		1
	Spring, screwed cap	7		1
	Cap, screwed, pinion housing	8		1
	Locknut, screwed cap	9		1
	Plug, polythene, screwed cap	10		1
	Pinion, LH side	11		1
	Plug, end, pinion housing	12		1
	Lip seal, end plug	13		1
	Ball race, pinion	14		1
	Circlip, pinion	15		1
	Ferrule, pinion	16		1
211348	Tab washer, rack and pinion	17		2
211350	Lockwasher, rack and pinion	18		2

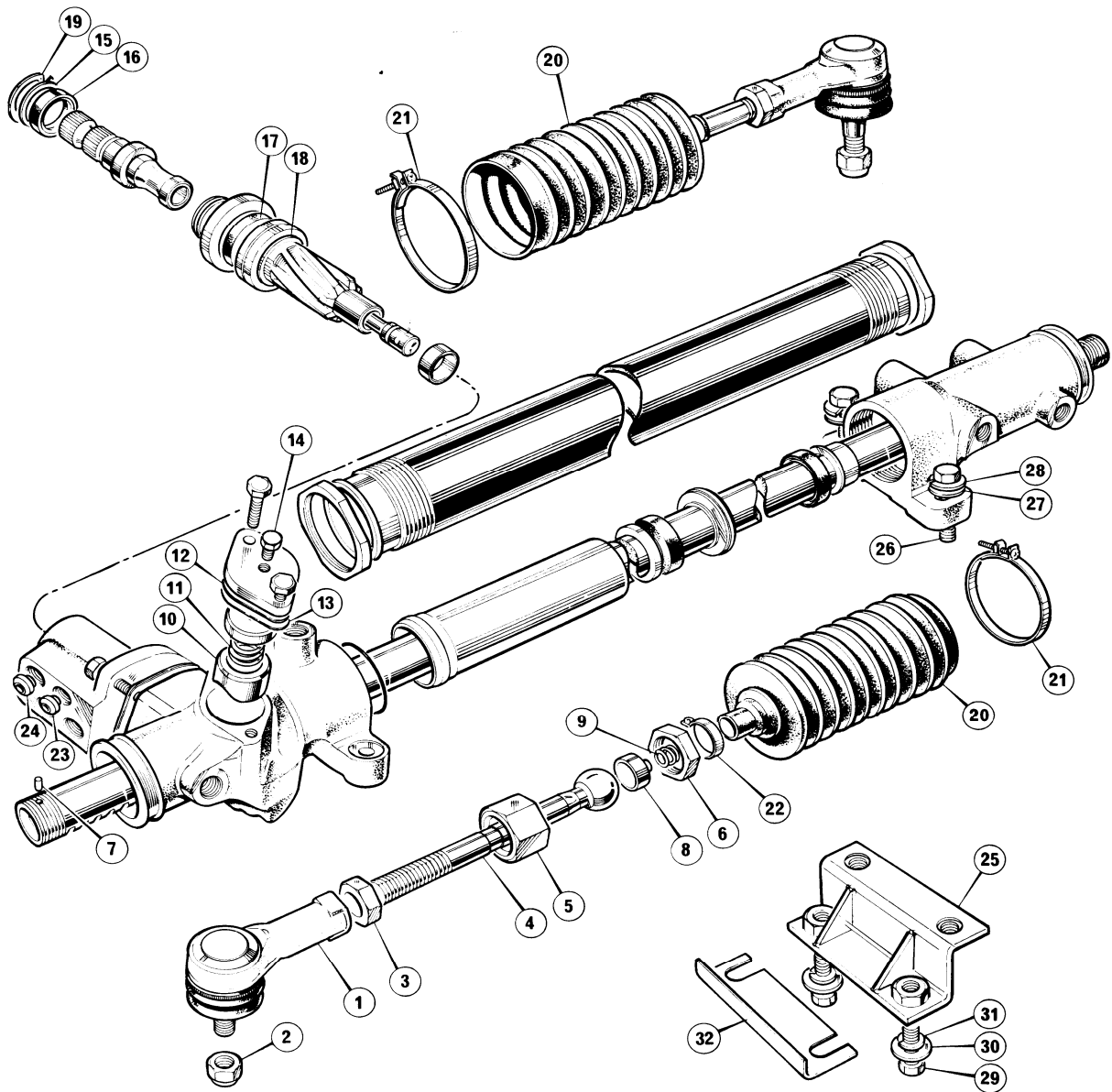


Steering




PART NO.	DESCRIPTION	ITEM	REMARKS	QTY.
STEERING—Rack and pinion, manual steering (continued)				
211351	Spring, rack and pinion.	19	2
211352	Shim .010, rack and pinion.	20	A.R.
211353	Shim .002, rack and pinion.	20	A.R.
211354	Shim .004, rack and pinion.	20	A.R.
211355	Ball socket, rack and pinion.	21	2
211360	Ball housing, rack and pinion.	22	2
211361	Ball pin, rack and pinion.	23	2
211413	Bellows, rack and pinion, housing end.	24	1
211414	Tie wire, bellows, rack and pinion.	25	1
211415	Bellows, rack and pinion, outer tube.	26	1
211417	Clip, bellows, rack and pinion.	27	2
211418	Clip, bellows, rack and pinion.	28	1
211416	Thread protector.	3
212964	Bracket, rack mounting, RH.	1
212965	Bracket, rack mounting, LH.	29	1
51520B	Set screw, rack to mounting bracket.	30	2
50081B	Bolt, rack to mounting bracket.	31	2
51133B	Washer, rack to mounting bracket.	32	4
51003B	Nut, rack to mounting bracket.	33	4
51522B	Set screw, mounting bracket to frame.	34	6
51133B	Washer, mounting bracket to frame.	35	6
51203B	Lockwasher, mounting bracket to frame.	36	6
213452	Shim, mounting bracket to frame.	37	A.R.


Steering



PART NO.	DESCRIPTION	ITEM	REMARKS	QTY.
STEERING—Rack and pinion, power assisted steering				
211347	Track rod end	1		2
211411	Nut, track rod end	2		2
25258	Locknut, track rod end	3		2
211342	Rack and pinion, sub assembly			1
91697	Tie rod kit			1
	Tie rod	4		1
	Socket body	5		1
	Locknut, tie rod	6		1
91701	Dowel pin, rack and pinion	7		1
	Support pad, rack and pinion	8		1
	Spring, rack and pinion	9		1
91698	Slipper bush kit, rack and pinion			1
	Slipper bush, rack and pinion	10		1
	Pressure spring, rack and pinion	11		1
	Joint washer, rack and pinion	12		2
	Shim .002", rack and pinion	13		2
	Shim .005", rack and pinion	13		2
	Shim .010", rack and pinion	13		2

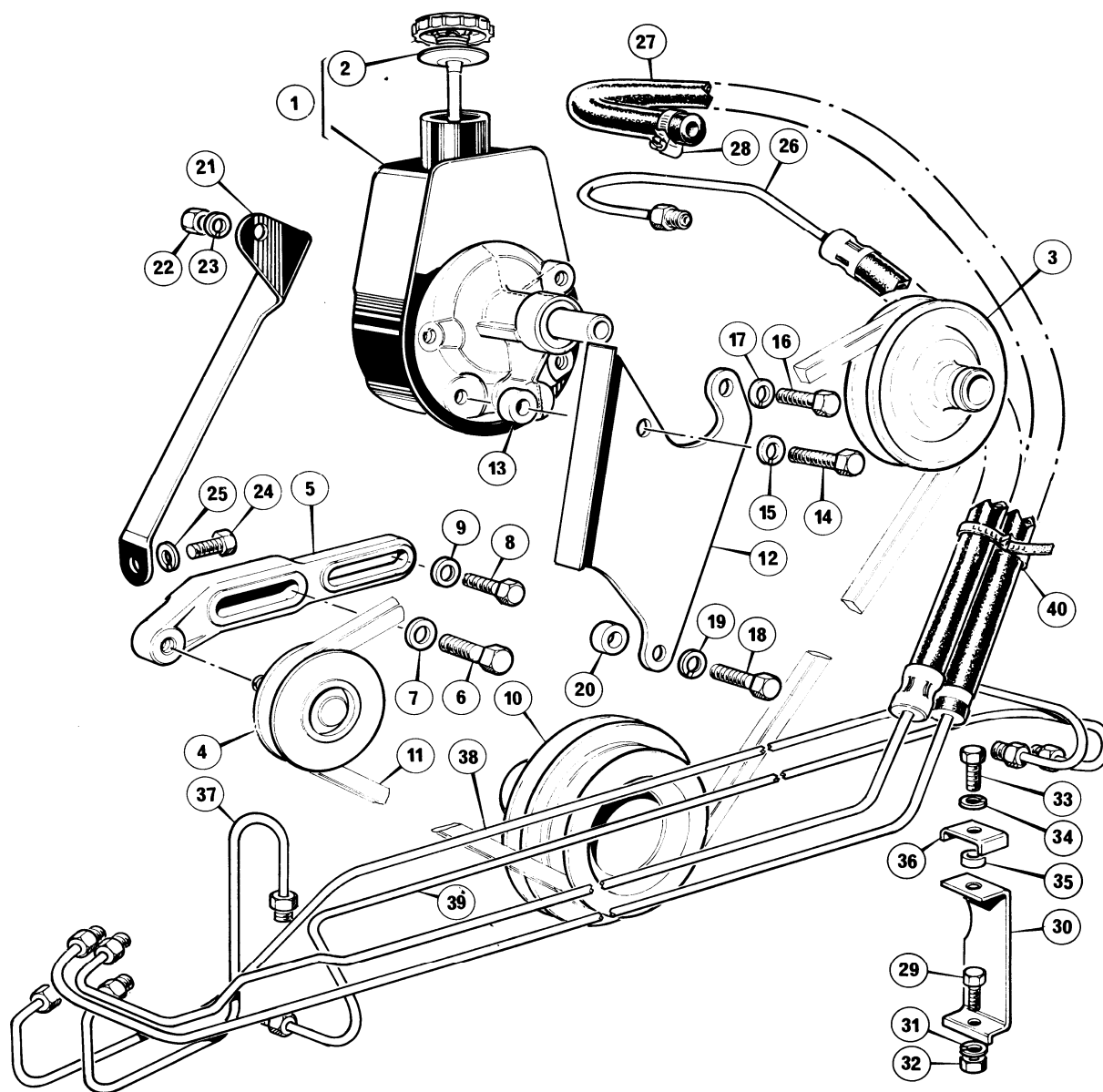


Steering

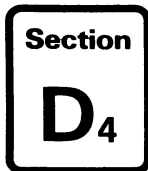


PART NO.	DESCRIPTION	ITEM	REMARKS	QTY.
STEERING—Rack and pinion, power assisted steering (continued)				
91699	Plug, rack and pinion	14	1
	Oil seal kit, pinion	1
	Dust seal, rack and pinion	15	1
	Oil seal, valve body, rack and pinion	16	1
	Oil seal, pinion spacer	17	1
	Circlip, ball race retaining, rack and pinion	18	1
	Circlip, outer, lip seal retaining, rack and pinion	19	1
91700	Bellows, kit, rack and pinion	1
	Bellows, rack and pinion	20	2
	Clip, bellows, rack and pinion	21	2
	Clip, bellows, rack and pinion	22	2
91702	Olive, inlet port, 14mm, rack and pinion	23	1
91703	Olive, return port, 16mm, rack and pinion	24	1
211362	Bracket, rack mounting	25	1
50081B	Bolt, rack to mounting bracket	26	4
51133B	Washer, rack to mounting bracket	27	4
51203B	Lockwasher, rack to mounting bracket	28	4
51522B	Set screw, rack mounting bracket to frame	29	4
51133B	Washer, rack mounting bracket to frame	30	4
51203B	Lockwasher, rack mounting bracket to frame	31	4
213453	Shim, steering rack alignment	32	A.R.
91987	Trunnion kit, power steering	1
	Trunnion	1
	Bush	4
92761	PTFE seal ring	4
92762	Support pad, rack and pinion	1

Steering



PART NO.	DESCRIPTION	ITEM	REMARKS	QTY.
STEERING—Pump and pipes—power assisted steering				
216650	Pump—power steering	1		1
92736	Cap, filler, power steering pump	2		1
216568	Pulley, power steering pump	3		1
216760	Idler pulley, power steering	4		1
216332	Bracket, idler pulley.	5		1
58770B	Bolt, bracket to front cover	6		1
58935B	Washer, bracket to front cover	7		1
58647B	Set screw, bracket to front cover	8		1
58934B	Washer, bracket to front cover	9		1
92361	Pulley, power steering	10	Overdrive	1
92366	Pulley, power steering		Automatic	1
216334	Vee belt, power steering	11		1
216651	Bracket, front mounting, power steering pump	12		1
215789	Spacer, front mounting bracket to pump	13		2
58647B	Set screw, front mounting bracket to pump	14		2
58964B	Spring washer, front mounting bracket to pump	15		2
58645B	Set screw, front mounting bracket to pump	16		1
58964B	Spring washer, front mounting bracket to pump	17		1

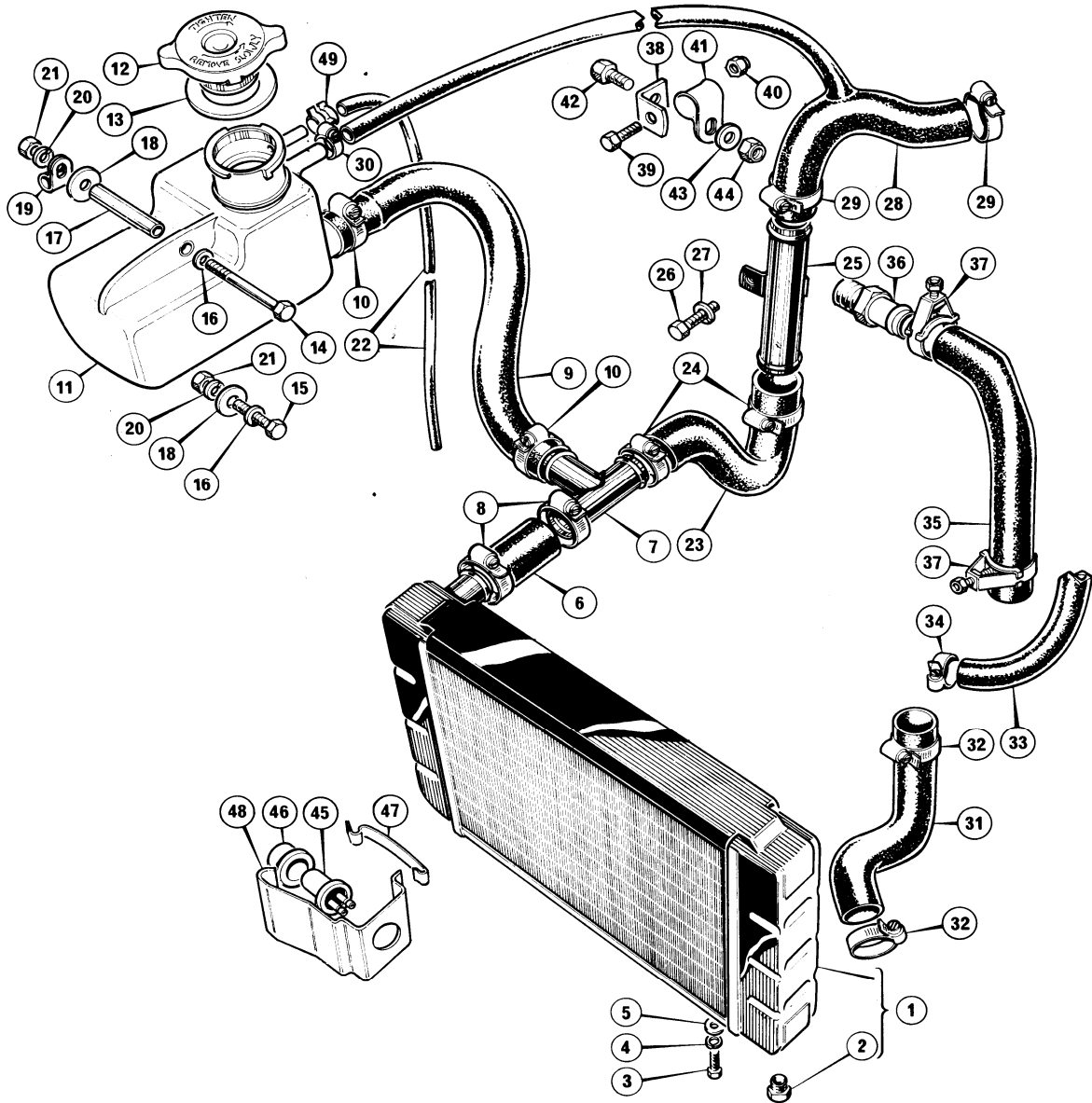


Steering



PART NO.	DESCRIPTION	ITEM	REMARKS	QTY.
STEERING—Pump and pipes—power assisted steering (continued)				
58750B	Bolt, front mounting bracket to front cover	18	2
58964B	Spring washer, front mounting bracket to cover.	19	2
216570	Spacer, front mounting bracket to cover	20	2
216881	Bracket, rear mounting, power steering pump	21	1
58874B	Nut, rear mounting bracket to pump.	22	1
58964B	Spring washer, rear mounting bracket to pump.	23	1
58645B	Set screw, rear mounting bracket to cylinder block	24	1
58964B	Spring washer, rear mounting bracket to cylinder block	25	1
216980	Pipe, high pressure, power steering pump to rack	26	1
216981	Pipe, return, rack to power steering pump.	27	1
54761B	Hose clip, return pipe to pump.	28	1
216948	Bracket, support, power steering pipes	29	1
51441B	Set screw, support bracket to frame.	30	1
51201B	Spring washer, support bracket to frame	31	1
50681B	Nut, support, bracket to frame	32	1
50000B	Bolt, power steering pipes to support bracket	33	1
51201B	Spring washer, power steering pipes to support bracket	34	1
210170	Spacer, power steering, pipes to support bracket.	35	1
209639	Clamp, power steering pipes to support bracket	36	1
91704	Pipe, oil valve housing to box, power steering.	37	1
91705	Pipe, oil valve housing to bracket, power steering	38	1
91706	Pipe, air transfer power steering	39	1
27824	Strap, return pipe to feed pipe	40	1

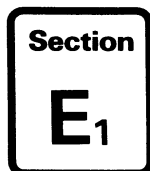
Cooling System



PART NO.	DESCRIPTION	ITEM	REMARKS	QTY.
----------	-------------	------	---------	------

COOLING SYSTEM—Radiator, hoses and header tank

216237	Radiator c/w drain plug	1	1
91351	Drain plug.....	2	1
51480B	Set screw, radiator fixing	3	2
51202B	Lockwasher, radiator fixing	4	2
51132B	Washer, radiator fixing	5	2
216639	Hose, radiator to tee piece	6	1
216640	Tee piece	7	1
54767	Clip, hose to connector and tee piece.....	8	2
216643	Hose, tee piece to header tank.....	9	1
54767	Clip, hose to tee piece and header tank	10	2
216464	Header tank	11	1
211667	Pressure cap.....219053.....	12	1
91996	Gasket, pressure cap.....	13	1
50013B	Bolt, header tank mounting	14	1
51444B	Set screw, header tank mounting	15	2
51131B	Washer, header tank mounting	16	3
216825	Spacer tube, header tank mounting	17	1
CW200	Coachwasher, header tank mounting	18	3

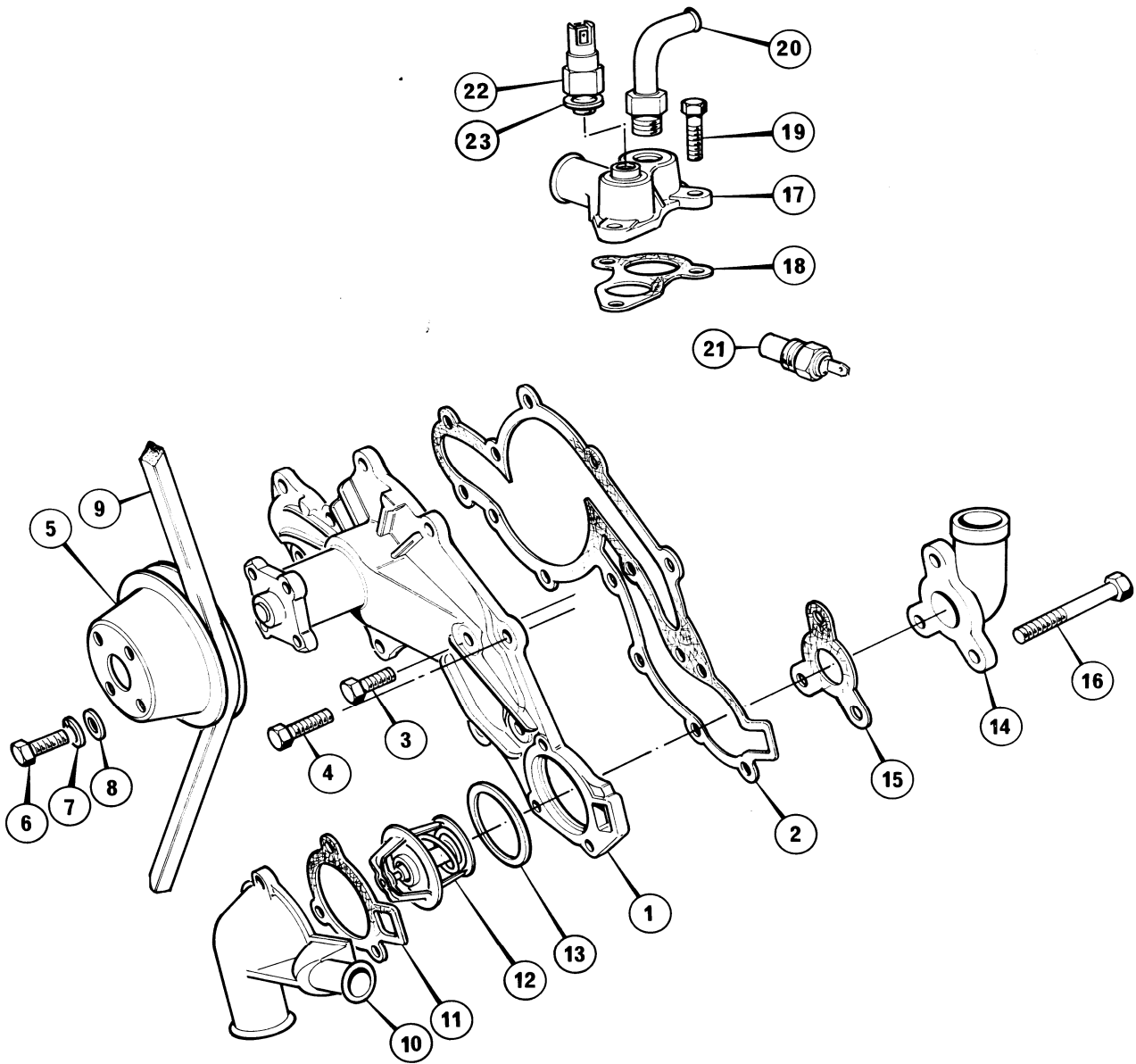


Cooling System



PART NO.	DESCRIPTION	ITEM	REMARKS	QTY.
COOLING SYSTEM—Radiator, hoses and header tank (continued)				
7814	'P' clip, bonnet release cable	19	1
51201B	Lockwasher, header tank mounting	20	3
50681B	Nut, header tank mounting	21	3
18531	Overflow tube, header tank	22	1
216642	Hose, tee piece to connector pipe	23	1
54767	Clip, hose to tee piece and connector	24	2
216636	Connector pipe	25	1
51442B	Set screw, connector pipe to alternator mounting bracket	26	1
51131B	Lockwasher, connector pipe to alternator mounting bracket	27	1
216699	Hose, connector to engine outlet	28	1
54767	Clip, hose to connector and engine outlet	29	2
54761	Clip, bleed tube to header tank	30	1
216378	Bottom hose	31	1
54767	Clip, hose to radiator and water pump	32	2
216487	Hose, thermostat housing to heater connection pipe	33	1
54762	Clip, hose to thermostat housing and heater	34	2
92548	Hose, thermostat housing rear to manifold adaptor	35	6047608.....	1
92549	Adaptor, water outlet to manifold	36	0800764.....	1
92550	Clip, hose to thermostat housing and adaptor outlet	37	6004953.....	2
217492	Mounting bracket, 'P' clip	38	1
51441B	Set screw, mounting bracket to alternator bracket	39	1
50811N	Nut, mounting bracket to alternator bracket	40	1
25295	'P' clip, bleed pipe	41	1
52122B	Set screw 'P' clip to mounting bracket	42	1
51130B	Washer, 'P' clip to mounting bracket	43	1
50810N	Nut, 'P' clip to mounting bracket	44	1
208791	Sensor unit, cooling fan	45	1
209396	Grommet, sensor unit	46	1
213828	Clip assembly, sensor unit	47	1
213466	Clip	47	1
213827	Bracket	48	1
25353	Clip, overflow tube to header tank	49	1

Cooling System



PART NO.	DESCRIPTION	ITEM	REMARKS	QTY.
----------	-------------	------	---------	------

COOLING SYSTEM—Water pump and thermostat housing

92539	Water pump	1	6061141	1
92406	Gasket, water pump	2	1591055	1
92512	Bolt, water pump securing	3	1514197	10
92516	Bolt, water pump securing	4	1521081	2
92517	Pulley, water pump	5	6073005	1
210333	Bolt, pulley to hub	6	0241589	4
210351	Lockwasher, pulley to hub	7	1444686	4
210352	Washer, pulley to hub	8	1451782	4
216333	Vee belt	9		1
92540	Thermostat housing, front	10	0800615	1
92357	Gasket, thermostat housing, front	11	0800756	1
92541	Thermostat	12	1540061	1
92542	Seal, thermostat	13	1540068	1
92543	Thermostat housing, rear	14	0800604	1
92359	Gasket, thermostat housing, rear	15	0800755	1
92544	Bolt, thermostat housing securing	16	0241686	3
92545	Housing, water outlet	17	6073007	1
92346	Gasket, housing to manifold	18	0801370	1

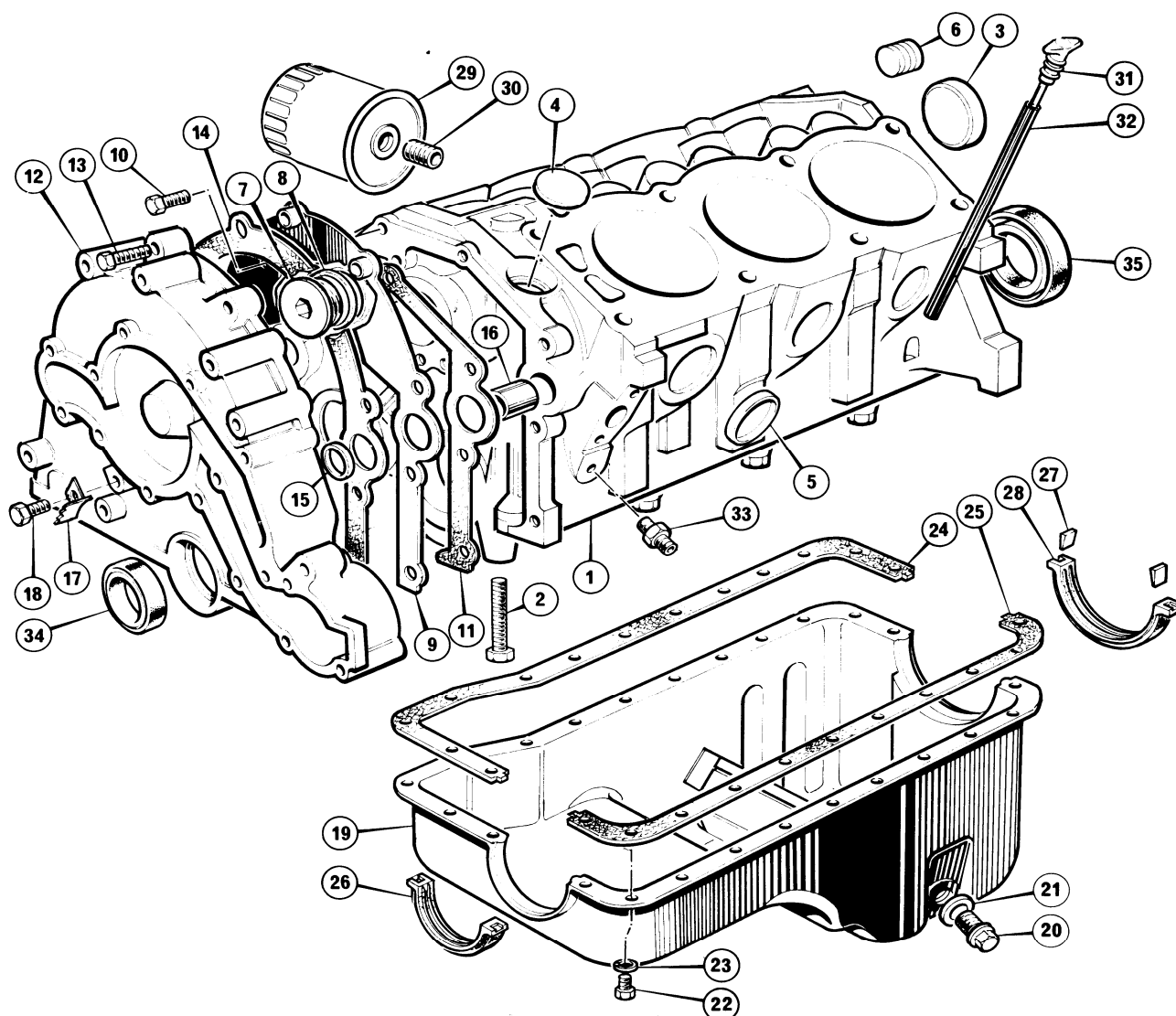


Cooling System




PART NO.	DESCRIPTION	ITEM	REMARKS	QTY.
COOLING SYSTEM—Water pump and thermostat housing (continued)				
92546	Bolt, housing to manifold	19	0200675.....	3
92547	Adaptor, water outlet housing.....	20	1504855.....	1
204587	Temperature transmitter.....	21	1
92751	Switch, coolant temperature.....	22	6072016.....	1
92752	Seal, switch	23	1547468.....	1

Engine



PART NO.	DESCRIPTION	ITEM	REMARKS	QTY.
ENGINE—Cylinder block and sump				
92322	Cylinder block	1	6009385.....	1
92309	Bolt, crankshaft bearing cap	2	0425408.....	1
92324	Plug, camshaft bearing	3	1555120.....	1
92325	Plug, ventilation tube	4	0444305.....	1
92326	Plug, cylinder block and cylinder head	5	0228355 (38.2mm)	A.R.
92327	Plug, cylinder block and cylinder head		0239755 (39.9mm)	A.R.
92328	Plug, oil duct	6	1538084.....	1
92330	Plug, cylinder block.....	7	0448036.....	1
92331	Gasket, cylinder block plug	8	1454118.....	1
92333	Intermediate plate	9	1538635.....	1
92334	Bolt, plate securing	10	0240705.....	1
92407	Gasket, intermediate plate	11	0800759.....	1
92335	Cover, cylinder front	12	1540085.....	1
92336	Bolt, cover securing	13	1461203.....	7
92407	Gasket, timing gear cover	14	0800758.....	1
92409	Seal, timing gear cover	15	0800748.....	2
92793	Connection, water inlet	16	0800498.....	2
92338	Plate, ignition timing mark	17	6046955.....	1

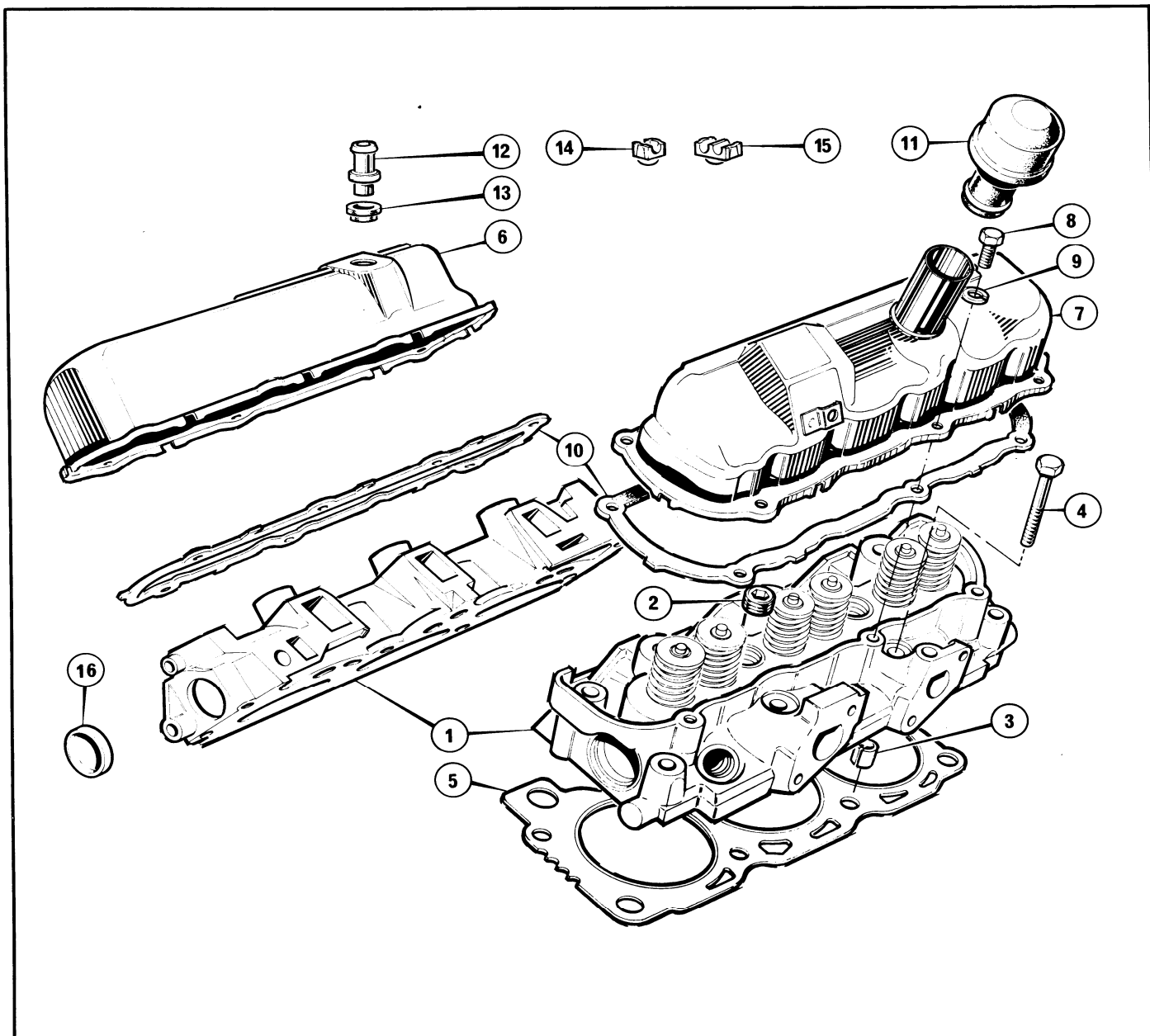


Engine



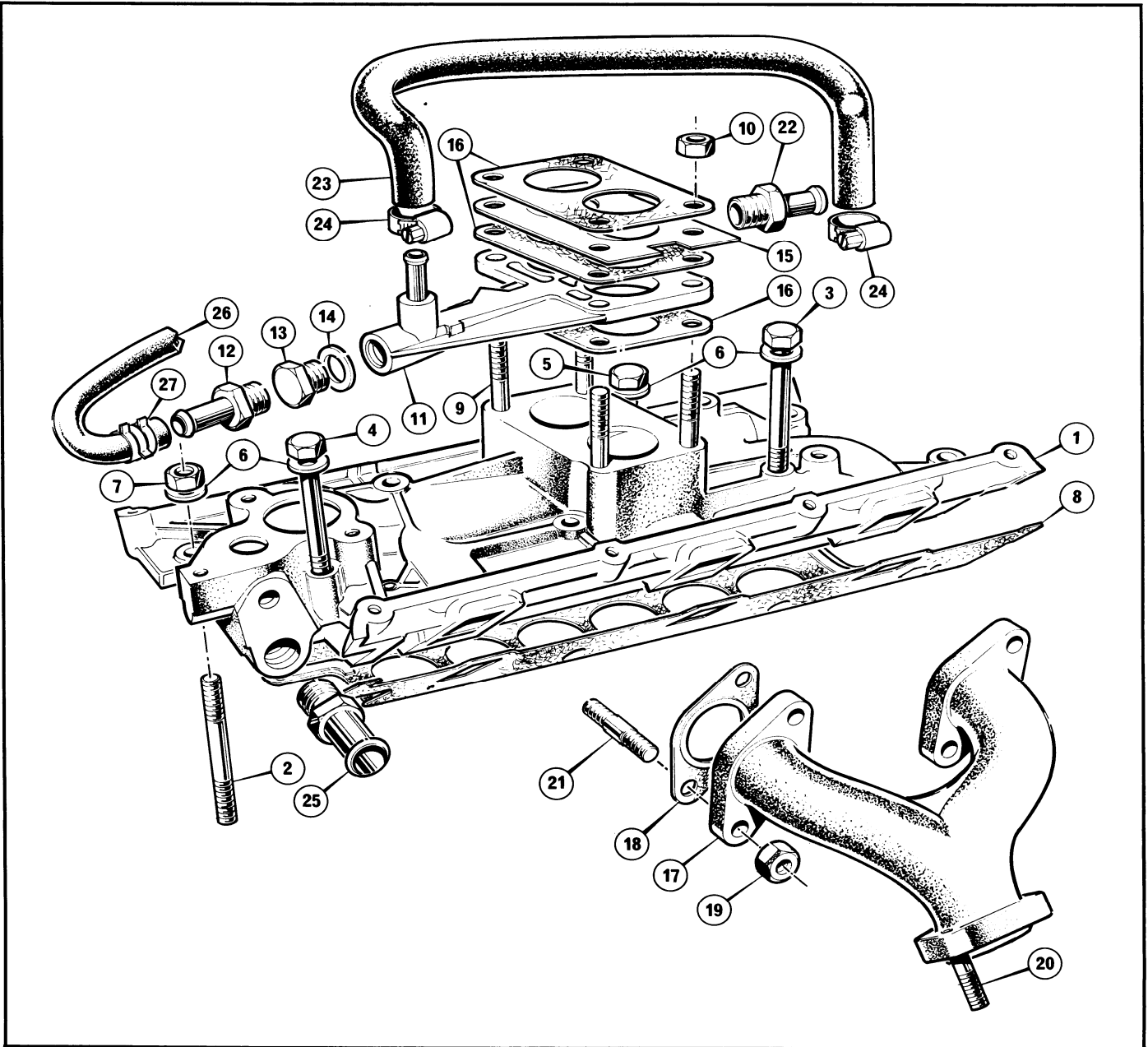
PART NO.	DESCRIPTION	ITEM	REMARKS	QTY.
ENGINE—Cylinder block and sump (continued)				
92339	Bolt, plate securing	18	1475466.	1
92342	Sump assembly, engine oil.	19	1508237.	1
92343	Plug	20	1454117.	1
92331	Washer	21	1454118.	1
92345	Bolt, sump securing	22	1451867.	24
92317	Lockwasher, sump securing	23	1451870.	24
92347	Sump gasket RH	24	0543646.	1
92348	Sump gasket LH	25	0543647.	1
92349	Sump gasket, front	26	0543648.	1
92492	Gasket, crankshaft rear bearing cap	27	0405583.	2
92493	Gasket, crankshaft rear bearing cap	28	1511264.	1
91858	Oil filter	29	1565486.	1
91449	Insert, filter mounting	30	1452100.	1
217535	Dipstick, oil level	31	1
92351	Tube, dipstick	32	1540070.	1
210660	Adaptor, oil pressure.	33	1
92398	Oil seal, crankshaft front.	34	1494440.	1
92397	Oil seal, crankshaft rear	35	6034305.	1

Engine



PART NO.	DESCRIPTION	ITEM	REMARKS	QTY.
ENGINE—Cylinder heads				
92306	Cylinder head assembly	1	1576506	2
92307	Plug, cylinder head	2	0225255	4
92308	Dowel, cylinder head securing	3	6078043	4
92309	Bolt, cylinder head securing	4	0425408	16
92310	Gasket, cylinder head RH Std/ + 0.5mm		6073139	1
92311	Gasket, cylinder head RH + 1.0mm		1546527	1
92312	Gasket, cylinder head LH Std/ + 0.5mm	5	6073140	1
92313	Gasket, cylinder head LH + 1.0mm		1546526	1
92314	Cover assembly, RH valve rocker arm	6	6077601	1
92315	Cover assembly, LH valve rocker arm	7	1556785	1
92316	Bolt, cover to cylinder head	8	1471337	12
92317	Lockwasher, cover to cylinder head	9	1451870	12
92318	Gasket, rocker valve arm cover	10	0543491	2
92319	Cap, oil filler	11	6077139	1
92320	Valve, crankcase ventilator	12	6037186	1
92321	Grommet, ventilator valve	13	6004365	1
92354	Separator, plug leads	14	1571245	2
92355	Separator, plug leads	15	6045559	2
92326	Core plug 38.2mm	16	0228355	4
92327	Core plug 39.9mm		0239755	4

Engine



PART NO.	DESCRIPTION	ITEM	REMARKS	QTY.
----------	-------------	------	---------	------

ENGINE—Manifolds

92497	Manifold inlet	1	6071932.	1
92498	Stud, manifold securing	2	0240789.	2
92499	Bolt, manifold securing	3	1540090.	3
92500	Bolt, manifold securing	4	0232919.	2
92501	Bolt, manifold securing	5	1540089.	1
92502	Washer, manifold securing	6	1444685.	8
92503	Nut, manifold securing	7	0240779.	2
92344	Gasket, inlet manifold	8	1576837.	1
92505	Stud, carburettor to manifold	9	1527280.	4
92506	Nut, carburettor to manifold	10	1436267.	4
92507	Intermediate flange, carburettor	11	6077919.	1
92536	Vacuum connector, automatic	12	1516195.	1
92509	Plug, intermediate flange	13	0440430.	1
92510	Gasket, plug	14	0234985.	1
92511	Diffuser	15	6078560.	1
92405	Gasket, diffuser	16	1575878.	3
216377	Exhaust manifold	17		2
216267	Gasket, exhaust manifold	18	0406307.	4

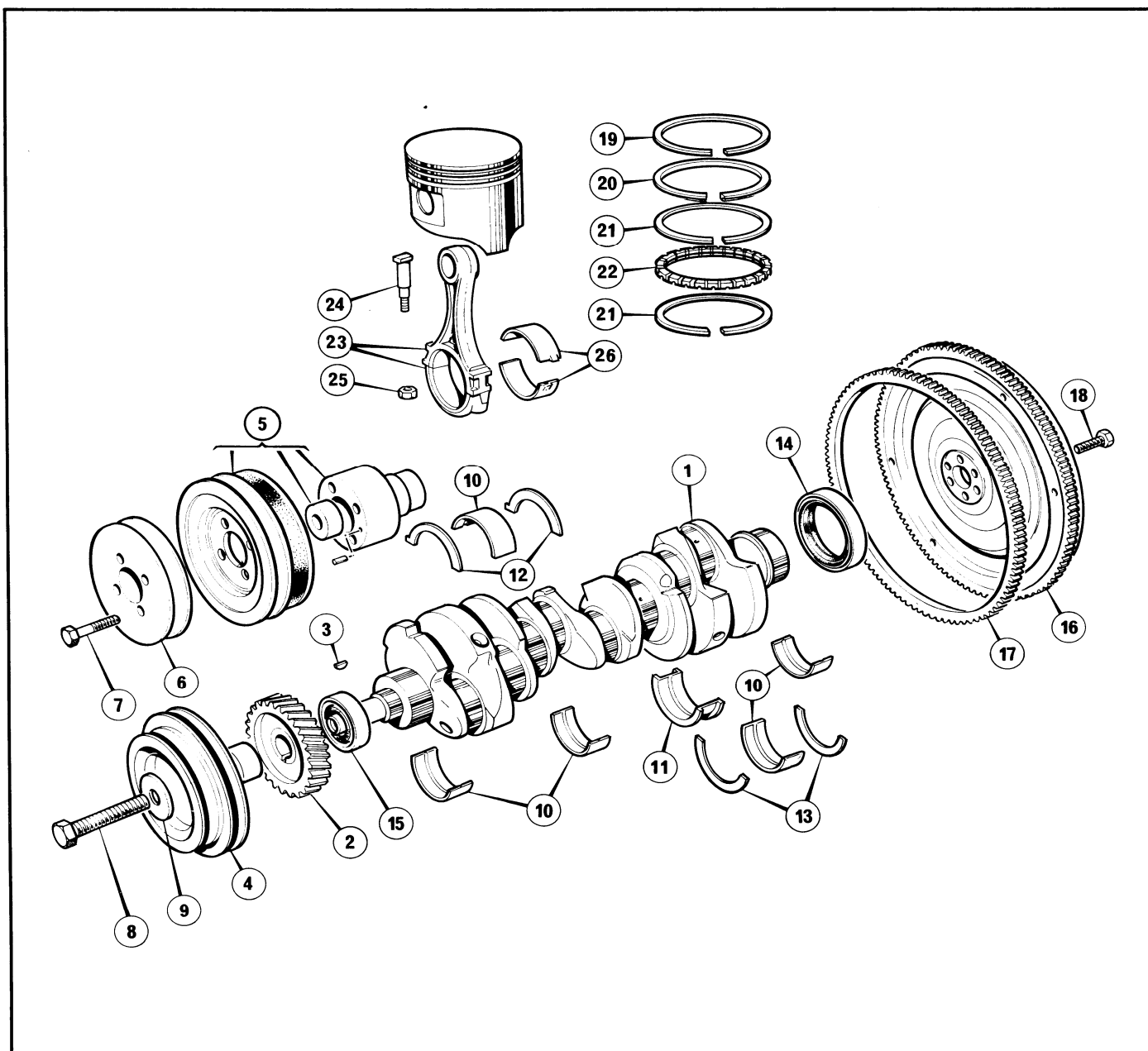


Engine



PART NO.	DESCRIPTION	ITEM	REMARKS	QTY.
ENGINE—Manifolds (continued)				
216268	Nut, manifold to cylinder head.	19	8
213612	Stud, manifold to exhaust	20	4
92780	Stud, manifold to cylinder head.	21	1575686.	8
92537	Vacuum connector	22	0520852.	1
217578	Hose, carburettor adaptor to rocker cover	23	1
54763B	Clip, hose securing	24	2
92549	Adaptor, water outlet	25	1
92603	Vacuum tube	26	1
211085	Clip, vacuum tube securing	27	1

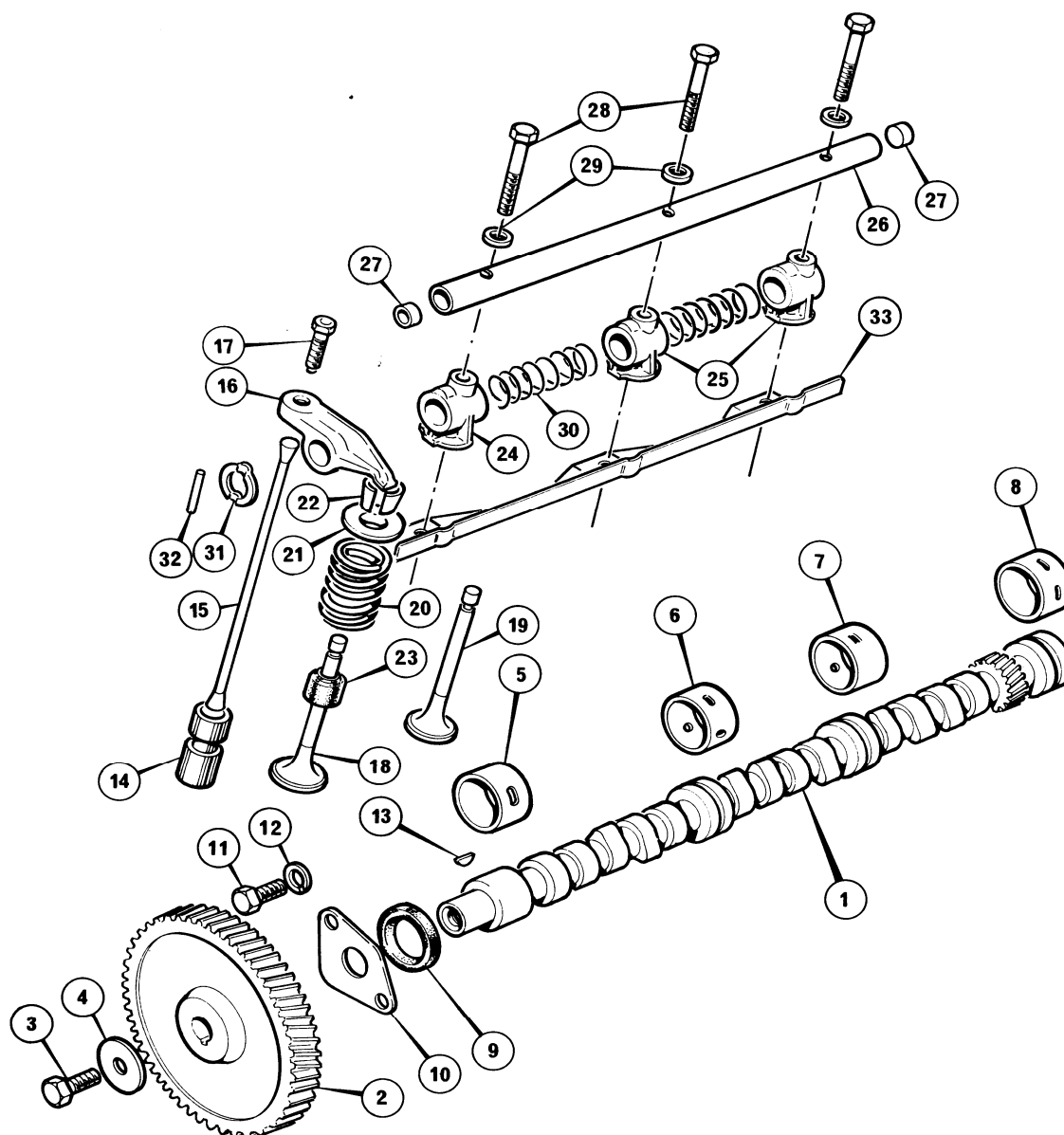
Engine



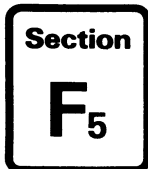
PART NO.	DESCRIPTION	ITEM	REMARKS	QTY.
ENGINE—Crankshaft, pistons and flywheel				
92358	Crankshaft	1	6052014.	1
92490	Timing gear set	2	1540075.	1
N.S.P.	Gear, crankshaft	3	1550700.	1
92434	Gear, camshaft	4	0226395.	1
92360	Key, crankshaft gear	5	6049410.	1
92361	Pulley, crankshaft (overdrive)	6	6060304.	1
92362	Damper and pulley	7	6060859.	1
N.A.	Adaptor, crankshaft pulley (automatic)	8	6046056.	4
N.A.	Spacer, crankshaft pulley (automatic)	9	1540091.	1
92366	Pulley, crankshaft (automatic)	10	1487504.	1
92367	Bolt, pulley's to adaptor (automatic)	11	6013904.	8
92368	Bolt, pulley to crankshaft	12	6013905.	8
92369	Washer, pulley to crankshaft	13	6013907.	8
92370	Bearing, crankshaft main, O/D Std I/D Std	14	1548277.	8
92371	Bearing, crankshaft main O/D Std I/D Std (Code Yellow)	15	1548278.	8
92372	Bearing, crankshaft main O/D Std I/D 0.25mm (Code Green)			
92373	Bearing, crankshaft main O/D Std I/D 0.50mm (Code Green)			
92374	Bearing, crankshaft main O/D Std I/D 0.75mm (Code Green)			

PART NO.	DESCRIPTION	ITEM	REMARKS	QTY.
ENGINE—Crankshaft, piston and flywheel (continued)				
92375	Bearing, crankshaft main O/D Std I/D 1.0mm (Code Green)		1548279.	8
92376	Bearing, crankshaft main O/D + 0.38mm I/D Std (Code Black)		6013906.	8
92377	Bearing, crankshaft main O/D + 0.38mm I/D - 0.25mm (Code Black)		1548280.	8
92378	Bearing, crankshaft main O/D + 0.38mm I/D - 0.50mm (Code Black)		1548281.	8
92379	Bearing, crankshaft main O/D + 0.38mm I/D - 0.75mm (Code Black)		1548282.	8
92380	Bearing, crankshaft main O/D + 0.38mm I/D - 1.0mm (Code Black)		1548283.	8
92381	Bearing, crankshft main O/D Std I/D Std	11	6013908.	2
92382	Bearing, crankshaft main O/D Std I/D Std (Code Yellow)		6013909.	2
92383	Bearing, crankshaft main O/D Std I/D - 0.25mm (Code Yellow)		1548291.	2
92384	Bearing, crankshaft main O/D Std I/D - 0.25mm (Code Green)		6013911.	2
92385	Bearing, crankshaft main O/D Std I/D - 0.50mm (Code Green)		1548284.	2
92386	Bearing, crankshaft main O/D Std I/D - 0.75mm (Code Green)		1548285.	2
92387	Bearing, crankshaft main O/D Std I/D - 1.0mm (Code Green)		1548286.	2
92388	Bearing, crankshaft main O/D + 0.38mm I/D Std (Code Black)		6013910.	2
92389	Bearing, crankshaft main O/D + 0.38mm I/D - 0.25mm (Code Black)		1548287.	2
92390	Bearing, crankshaft main O/D + 0.38mm I/D - 0.50mm (Code Black)		1548288.	2
92391	Bearing, crankshaft main O/D + 0.38mm I/D - 0.75mm (Code Black)		1548289.	2
92392	Bearing, crankshaft main O/D + 0.38mm I/D - 1.0mm (Code Black)		1548290.	2
92393	Thrust washer upper, crankshaft main bearing, Std	12	6018216.	2
92394	Thrust washer upper, crankshaft main bearing, + 0.40mm		6018217.	2
92395	Thrust washer lower, crankshaft main bearing, Std	13	6018218.	2
92396	Thrust washer lower, crankshaft main bearing + 0.40mm		6018219.	2
92397	Oil seal, crankshaft rear	14	6034305.	1
92398	Oil seal, crankshaft front.	15	1494440.	1
92399	Flywheel assembly	16	0801526.	1
92400	Gear, flywheel ring	17	0405073.	1
92401	Bolt, flywheel to crankshaft.	18	0225605.	6
92402	Piston and connecting rod assembly std		1583814.	6
92403	Piston and connecting rod assembly + 0.5mm		1583815.	6
92404	Piston and connecting rod assembly + 1.0mm		1583816.	6
92411	Piston ring upper std	19	6072730.	6
92412	Piston ring upper + 0.5mm		6072731.	6
92413	Piston ring upper + 1.0mm		1583817.	6
92414	Piston ring lower std	20	1565105.	6
92415	Piston ring lower + 0.5mm.		1565106.	6
92416	Piston ring lower + 1.0mm.		1559670.	6
92417	Piston ring, oil control std.	21	1541065.	12
92418	Piston ring, oil control + 0.5mm		1541067.	12
92419	Piston ring, oil control + 1.0mm		1541069.	12
92420	Spacer, piston std	22	1541059.	6
92421	Spacer, piston + 0.5mm.		1541061.	6
92422	Spacer, piston + 1.0mm.		1541063.	6
92423	Rod, connecting	23	6051783.	6
92424	Bolt, connecting rod	24	6058737.	12
92425	Nut, connecting rod	25	0228439.	12
92426	Bearing, connecting rod I/D Std.	26	6013900.	12
92427	Bearing, connecting rod I/D Std (Code Yellow)		6013902.	12
92428	Bearing, connecting rod I/D - 0.05mm		1548273.	12
92429	Bearing, connecting rod I/D - 0.25mm (Code Green)		6013901.	12
92430	Bearing, connecting rod I/D - 0.50mm		1548274.	12
92431	Bearing, connecting rod I/D - 0.75mm		1548275.	12
92432	Bearing, connecting rod I/D - 1.0mm		1548276.	12

Engine



PART NO.	DESCRIPTION	ITEM	REMARKS	QTY.
ENGINE—Camshaft and Valves				
92433	Camshaft	1	6013226.....	1
92434	Gear, camshaft	2	1550700.....	1
92435	Bolt, camshaft to gear	3	0225635.....	1
92436	Washer, camshaft to gear	4	1488095.....	1
92437	Bearing, camshaft front std	5	1545032.....	1
92438	Bearing, camshaft front U/S		1545033.....	1
92439	Bearing, camshaft centre std	6	1545036.....	1
92440	Bearing, camshaft centre U/S		1545037.....	1
92441	Bearing, camshaft intermediate std	7	1545038.....	1
92442	Bearing, camshaft intermediate U/S		1545039.....	1
92443	Bearing, camshaft rear std	8	1545034.....	1
92444	Bearing, camshaft rear U/S		1545035.....	1
92445	Spacer, camshaft gear, blue	9	11425764.....	1
92446	Spacer, camshaft gear, red		11425765.....	1
92447	Plate, camshaft thrust	10	11425762.....	1
92334	Bolt, plate to camshaft M8 x 15	11	0240705.....	2
210333	Bolt, plate to camshaft M8 x 20		0241589.....	2
210351	Lockwasher, plate to camshaft	12	1444686.....	2

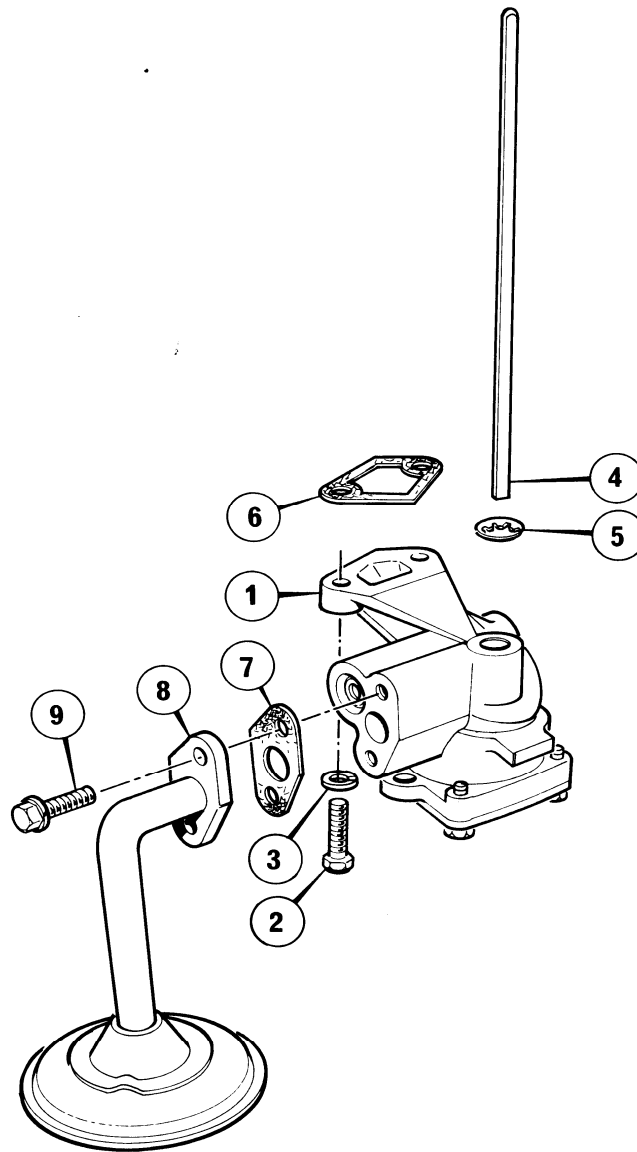


Engine



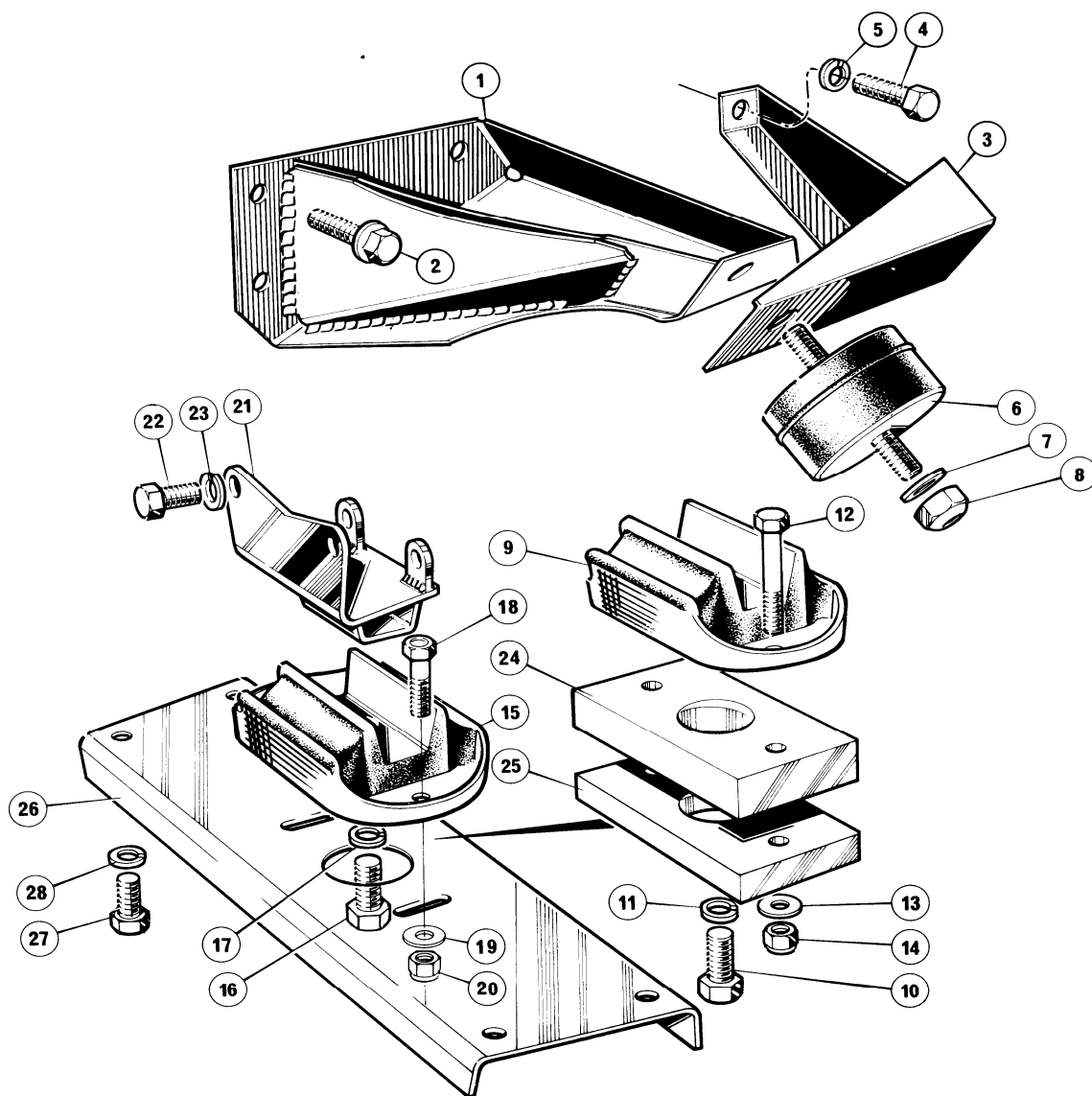
PART NO.	DESCRIPTION	ITEM	REMARKS	QTY.
ENGINE—Camshaft and Valves (continued)				
92360	Key, gear to camshaft.	13	0226395.	1
92450	Tappet	14	0405223.	12
92451	Push rod, valve	15	0425494.	12
92452	Arm, valve rocker	16	6016242.	12
92453	Adjusting screw, valve rocker	17	0541824.	12
92454	Valve, exhaust std.	18	6049412.	6
92455	Valve, exhaust + 0.20mm		6049413.	6
92456	Valve, exhaust + 0.40mm		6049414.	6
92457	Valve, exhaust + 0.60mm		1576507.	6
92458	Valve, exhaust + 0.80mm		1576508.	6
92459	Valve, inlet std.	19	6049415.	6
92460	Valve, inlet + 0.20mm.		6049416.	6
92461	Valve, inlet + 0.40mm.		6049417.	6
92462	Valve, inlet + 0.60mm.		1576509.	6
92463	Valve, inlet + 0.80mm.		1576510.	6
92464	Valve spring	20	6051821.	12
92465	Retainer, valve spring	21	0447024.	12
92466	Lock, valve spring retainer (one groove).	22	0559505.	24
92467	Lock, valve spring retainer (three grooves)		0448893.	24
92468	Oil seal, valve stem std.	23	1579537.	12
92469	Oil seal, valve stem + 0.20mm.		6058144.	12
92470	Oil seal, valve stem + 0.40mm.		6058145.	12
92471	Oil seal, valve stem + 0.60mm.		1579538.	12
92472	Oil seal, valve stem + 0.80mm.		1579539.	12
92473	Oil inlet, valve rocker arm shaft	24	0405233.	6
92473	Oil outlet, valve rocker arm shaft	25	0405233.	6
92474	Shaft, valve rocker arm.	26	1506724.	2
92475	Plug, rocker arm shaft.	27	0226985.	4
92476	Bolt, rocker arm shaft securing	28	1537650.	6
92477	Washer, rocker arm shaft securing	29	0225225.	6
92478	Spring, valve rocker shaft.	30	0447066.	4
92479	Washer, valve rocker shaft.	31	0447094.	4
92480	Roll pin, valve rocker shaft	32	0239595.	4
92481	Oil baffle	33	6006569.	2

Engine



PART NO.	DESCRIPTION	ITEM	REMARKS	QTY.
ENGINE—Oil Pump				
92482	Oil pump	1	1529339	1
92336	Bolt, oil pump securing	2	1461203	2
92337	Lockwasher, oil pump securing	3	1444686	2
92486	Shaft, intermediate	4	0405141	1
92487	Lockwasher, intermediate shaft	5	1510393	1
	Gasket, oil pump to cylinder block	6	1
92489	Gasket, oil pump to inlet tube	7	0405831	1
92496	Cover and screen	8	1535484	1
92652	Bolt, cover and screen securing	9	0241726	2

Engine



PART NO.	DESCRIPTION	ITEM	REMARKS	QTY.
ENGINE—Engine Mountings				
216241	Engine mounting bracket, front RH	1	1
216240	Engine mounting bracket, front LH	1	1
216251	Bolt, bracket to engine	2	6
216616	Buffer bracket, engine front RH	3	1
58645B	Set screw, buffer to cylinder block	4	1
58964B	Spring washer, buffer to cylinder block	5	1
216239	Front insulator	6	2
216249	Washer, insulator to frame and LH engine mounting bracket	7	2
216250	Nut, insulator to frame and RH engine mounting bracket	8	3
209509	Insulator, engine mounting rear	9	} Automatic	1
58656B	Bolt, insulator to gearbox	10		1
58965B	Lockwasher, insulator to gearbox	11		1
50041B	Bolt, insulator to mounting channel	12		2
51132B	Washer, insulator to mounting channel	13	}	2
51002B	Nut, insulator to mounting channel	14		2
209509	Insulator engine mounting rear	15	} Overdrive	1
58656B	Bolt, insulator to gearbox	16		1
58965B	Lockwasher, insulator to gearbox	17		1



Engine

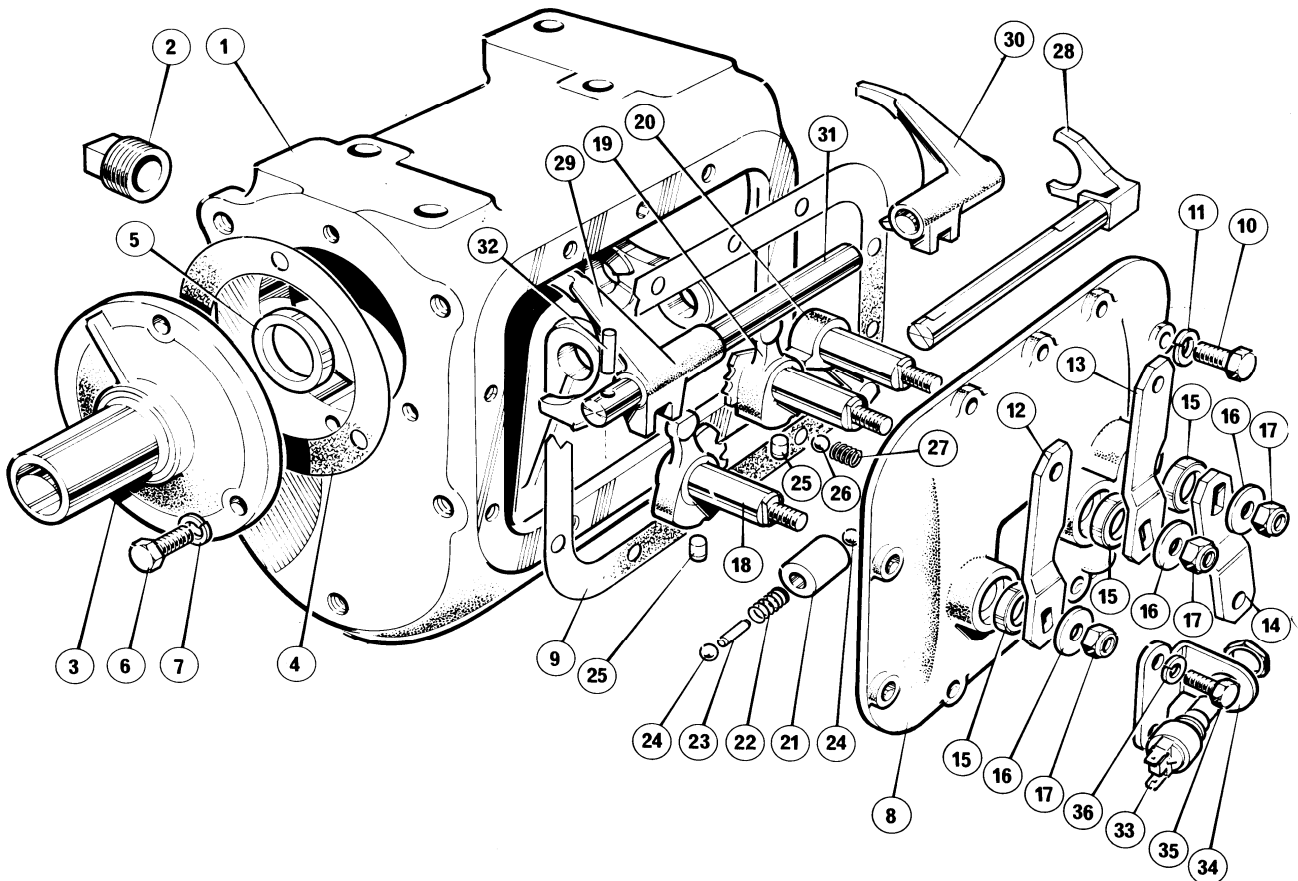


PART NO.	DESCRIPTION	ITEM	REMARKS	QTY.
ENGINE—Engine Mountings (continued)				
50046B	Bolt, insulator to mounting channel	18	} Overdrive	2
51132B	Washer, insulator to mounting channel	19		2
51002B	Nut, insulator to mounting channel	20		2
216252	Mounting bracket, gearbox	21		1
51541B	Set screw, mounting bracket to overdrive unit	22	} Automatic	1
51203B	Lockwasher, mounting bracket to overdrive unit	23		1
216243	Adaptor plate	24		1
216244	Adaptor plate	25		1
211214	Mounting channel gearbox	26	Overdrive	1
51520B	Set screw, mounting channel to frame	27	4
51203B	Lockwasher, mounting channel to frame	28	4

Engine

PART NO.	DESCRIPTION	ITEM	REMARKS	QTY.
ENGINE—Gasket Kits				
92323	Gasket kit, engine overhaul		5004821.	1
92344	Gasket, inlet manifold	N	1576837.	1
92346	Gasket, water outlet connection	O	0801370.	1
92356	Gasket, timing gear cover.	T	0800758.	1
92357	Gasket, thermostat housing, front		0800756.	1
92359	Gasket, thermostat housing, rear		0800755.	1
92365	Gasket, thermostat	I	1540068.	1
92405	Gasket, carburettor to spacer	L	1575878.	2
92406	Gasket, water pump	L	1591055.	1
92310	Gasket, cylinder head RH Std/ + 0.5mm	U	6073139.	1
92311	Gasket, cylinder head RH + 1.0mm	S	1546527.	1
92312	Gasket, cylinder head LH Std/ + 0.5mm	T	6073140.	1
92313	Gasket, cylinder head LH + 1.0mm.	R	1546526.	1
92318	Gasket, valve rocker arm cover	A	0543491.	1
92407	Gasket, intermediate plate	T	0800759.	1
92408	Gasket, exhaust gas recirculation valve	E	6031238.	1
92409	Seal, timing gear cover to cylinder block	D	0800748.	2
92410	Gasket kit, engine decarbonising.		5004824.	1
92344	Gasket, inlet manifold		1576837.	1
92405	Gasket, carburettor to spacer		1575878.	2
92310	Gasket, cylinder head RH Std/ + 0.5mm		6073139.	1
92311	Gasket, cylinder head RH + 1.0mm		1546527.	1
92312	Gasket, cylinder head LH Std/ + 0.5mm		6073140.	1
92313	Gasket, cylinder head LH + 1.0mm.		1546526.	1
92318	Gasket, valve rocker arm cover	N	0543491.	1
92468	Oil seal, valve stem std	O	1579537.	1
92469	Oil seal, valve stem + 0.2mm	T	6058144.	1
92470	Oil seal, valve stem + 0.4mm		6058145.	1
92471	Oil seal, valve stem + 0.6mm		1579538.	1
92472	Oil seal, valve stem + 0.8mm	I	1579539.	1
92483	Gasket kit, oil sump.	L	5004823.	1
92349	Gasket front, oil sump.	L	0543648.	1
92347	Gasket RH, oil sump	U	0543646.	1
92348	Gasket LH, oil sump	S	0543647.	1
92331	Gasket, oil drain plug	T	1454118.	1
92491	Gasket kit, timing gear installation	R	5004826.	1
92331	Gasket, oil drain plug	A	1454118.	1
92492	Gasket, crankshaft rear bearing cap	T	0405583.	2
92493	Gasket, crankshaft rear bearing cap	E	1511264.	1
92347	Gasket RH, oil sump	D	0543646.	1
92348	Gasket LH, oil sump		0543647.	1
92349	Gasket front, oil sump.		0543648.	1
92398	Oil seal, crankshaft		1494440.	1
92409	Oil seal, timing gear cover		0800748.	1
92407	Gasket, intermediate plate		0800759.	1
92356	Gasket, timing gear cover.		0800758.	1

Transmission



PART NO.	DESCRIPTION	ITEM	REMARKS	QTY.
----------	-------------	------	---------	------

TRANSMISSION—Gearbox case, cover and selectors

92636	Gearbox and overdrive assembly		6081911.	1
210415	Case, gearbox	1	1
92637	Plug, drain and filler	2	1475553.	1
92638	Retainer, input shaft bearing	3	1475947.	1
90167	Gasket, retainer to case	4	1746234.	1
209984	Seal, input shaft	5	1
210214	Bolt, retainer to case	6	3
200324	Lockwasher, retainer to case	7	3
209990	Side cover, gear change	8	1501010.	1
203688	Gasket, cover to case	9	1746755.	1
208194	Bolt, cover to case.	10	1571467.	10
210351	Lockwasher, cover to case.	11	1444686.	10
90309	Lever, selector, 3rd and 4th	12	1498932.	1
90309	Lever, selector, 1st and 2nd	13	1498932.	1
90312	Lever, selector, reverse.	14	1463805.	1
90313	Seal, oil.	15	1711362.	3
91455	Washer, lever securing	16	1716031.	3
91456	Nut, lever securing	17	1419626.	3

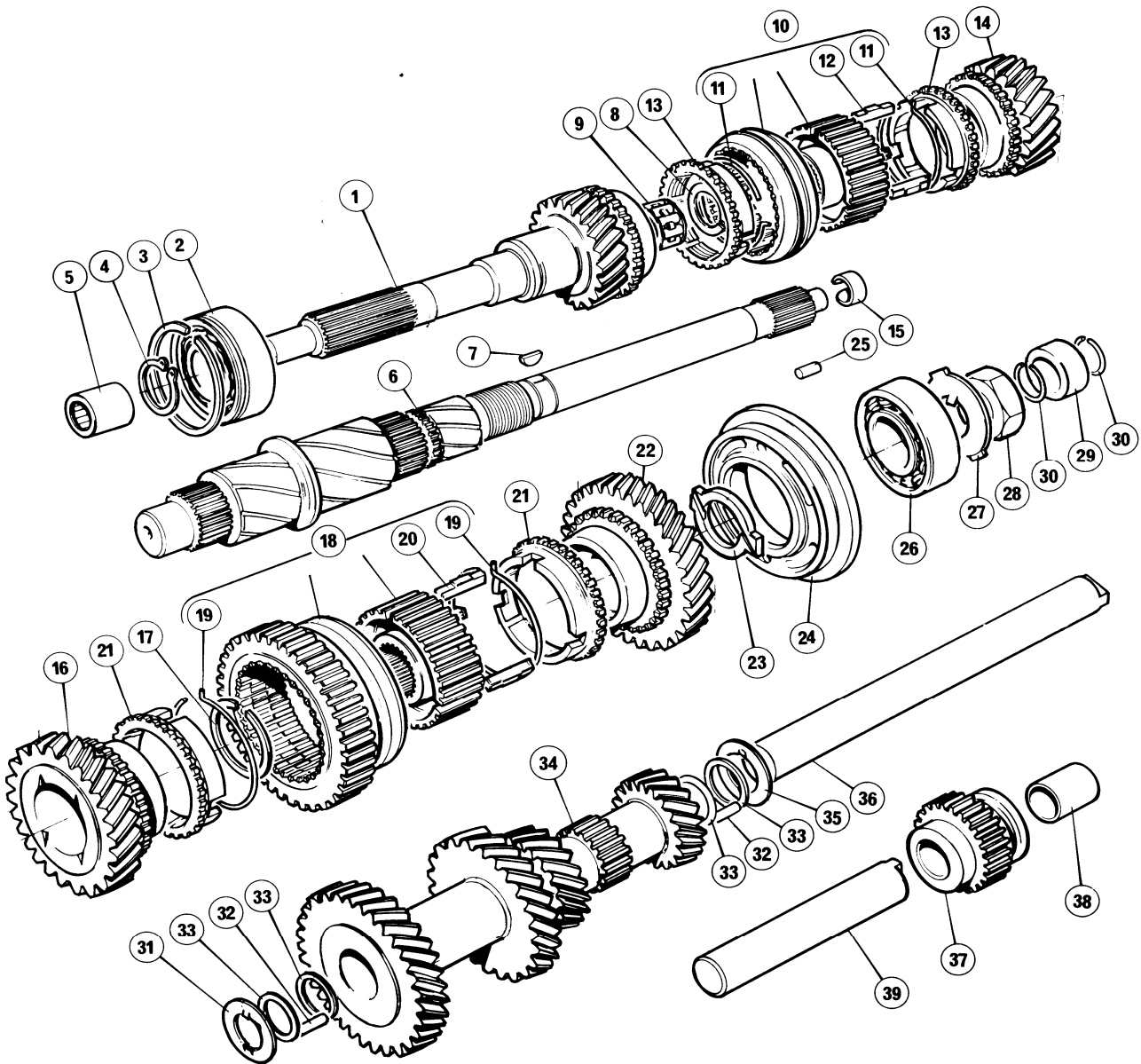


Transmission



PART NO.	DESCRIPTION	ITEM	REMARKS	QTY.
TRANSMISSION—Gearbox case, cover and selectors (continued)				
90316	Shaft/Cam 3rd and 4th	18	1746968.	1
90315	Shaft/Cam 1st and 2nd	19	1746966.	1
90318	Shaft/lever reverse	20	1746991.	1
90321	Sleeve, gear change interlock	21	1
209923	Spring, gear change interlock	22	1711338.	1
90323	Insert, gear change interlock	23	1467759.	1
208662	Ball, gear change interlock	24	1432976.	2
90319	Plunger, shaft locking	25	1746818.	2
208662	Ball, gear change.	26	1432976.	1
90319	Spring, gear change ball.	27	1711337.	1
90322	Arm, reverse	28	1746871.	1
90306	Fork, 3rd and 4th gear.	29	1467810.	1
90307	Fork, 1st and 2nd gear	30	1467811.	1
90188	Rail, selector forks	31	1730357.	1
90314	Pin, selector rail to side cover.	32	1
211156	Switch, reversing light c/w nut	33	1
210290	Bracket, switch	34	1467393.	1
51461B	Set screw, bracket to cover	35	2
51201B	Lockwasher, bracket to cover	36	2

Transmission



PART NO.	DESCRIPTION	ITEM	REMARKS	QTY.
TRANSMISSION—Gear Train—overdrive				
210248	Transmission gear set		1519746	1
92639	Gear, input	1	1522748	1
90302	Bearing, input gear	2	1564721	1
91547	Circlip	3	1711023	1
205720	Circlip	4	1711101	1
92640	Bearing, input shaft	5	6001910	1
210437	Mainshaft	6	6019550	1
90430	Woodruff key, overdrive pump cam	7		1
210441	Snap ring, 3rd and 4th synchroniser	8	1711078	1
210421	Bearing, needle, mainshaft	9	1746435	1
210438	Synchroniser assembly, 3rd and 4th	10	1456701	1
	Snap ring, synchroniser	11		2
	Insert, synchroniser	12		3
210418	Ring, synchroniser blocking	13	1539290	2
208232	Gear 3rd speed	14	1780411	1
90429	Split sleeve, mainshaft	15		1
210031	Gear 2nd speed	16	1502069	1
210440	Snap ring, 1st and 2nd synchroniser	17	1407336	1

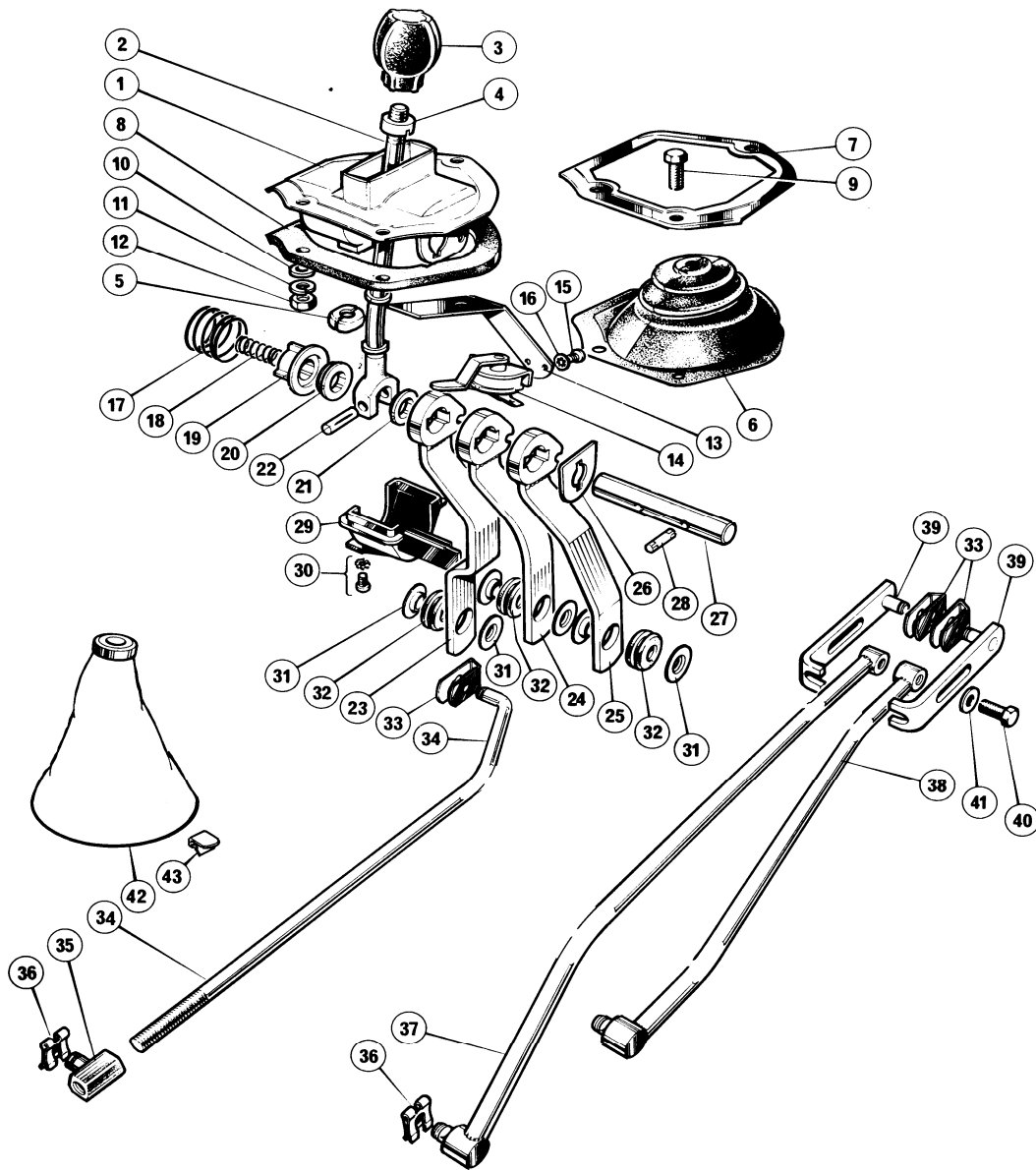


Transmission

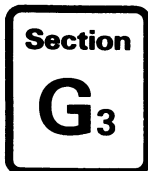


PART NO.	DESCRIPTION	ITEM	REMARKS	QTY.
TRANSMISSION—Gear Train—overdrive (continued)				
210438	Synchroniser assembly, 1st and 2nd.....	18	1487015.....	1
	Snap ring, synchroniser.....	19	2
	Insert, synchroniser.....	20	3
210420	Ring, synchroniser blocking.....	21	1539385.....	2
205723	Gear, 1st speed.....	22	1734742.....	1
209904	Oil slinger, mainshaft.....	23	1465701.....	1
208659	Housing, mainshaft bearing.....	24	1465698.....	1
209992	Pin, housing locating.....	25	3416578.....	1
209901	Bearing, mainshaft.....	26	1465700.....	1
208747	Washer, locking, mainshaft.....	27	1418050.....	1
208244	Nut, mainshaft.....	28	1467289.....	1
90427	Cam, overdrive pump.....	29	6013765.....	1
90428	Spring, ring, cam retaining.....	30	2
210423	Thrust washer, front.....	31	1746458.....	1
210036	Roller bearing, countershaft.....	32	1504922.....	44
205658	Washer, bearing retaining.....	33	1759476.....	4
210422	Gear, countershaft.....	34	1501003.....	1
205670	Thrust washer, rear.....	35	1711248.....	1
205728	Shaft, counter gear.....	36	1734745.....	1
205736	Gear assembly, reverse idler.....		1734748.....	1
90304	Gear.....	37	1
90303	Bush.....	38	1
205738	Shaft, reverse idler.....	39	1746467.....	1

Transmission



PART NO.	DESCRIPTION	ITEM	REMARKS	QTY.
TRANSMISSION—Gearchange mechanism—overdrive				
90355	Housing, gear selector	1	0800198.	1
90351	Lever, gear selector	2	1470999.	1
210563	Knob, gear lever	3	1463809.	1
209766	Locknut, gear lever knob	4	1422256.	1
90340	Bush, spherical, gear lever	5	0439961.	1
90349	Gaiter	6	1518868.	1
90353	Retainer, gaiter	7	1454010.	1
90350	Gasket, housing to body	8	0800976.	1
51484B	Screw, housing and gaiter to body	9		3
51132B	Washer, gearchange housing to body	10		3
51202B	Lockwasher, gearchange housing to body	11		3
50682B	Nut, gearchange housing to body	12		3
210292	Bracket, overdrive switch	13		1
210291	Switch, overdrive	14		1
200389	Screw, switch to bracket	15		2
51240B	Lockwasher, switch to bracket	16		2
90370	Spring, reverse gear selector stop	17	0706452.	1
90364	Spring, gear selector shaft	18	0438827.	1

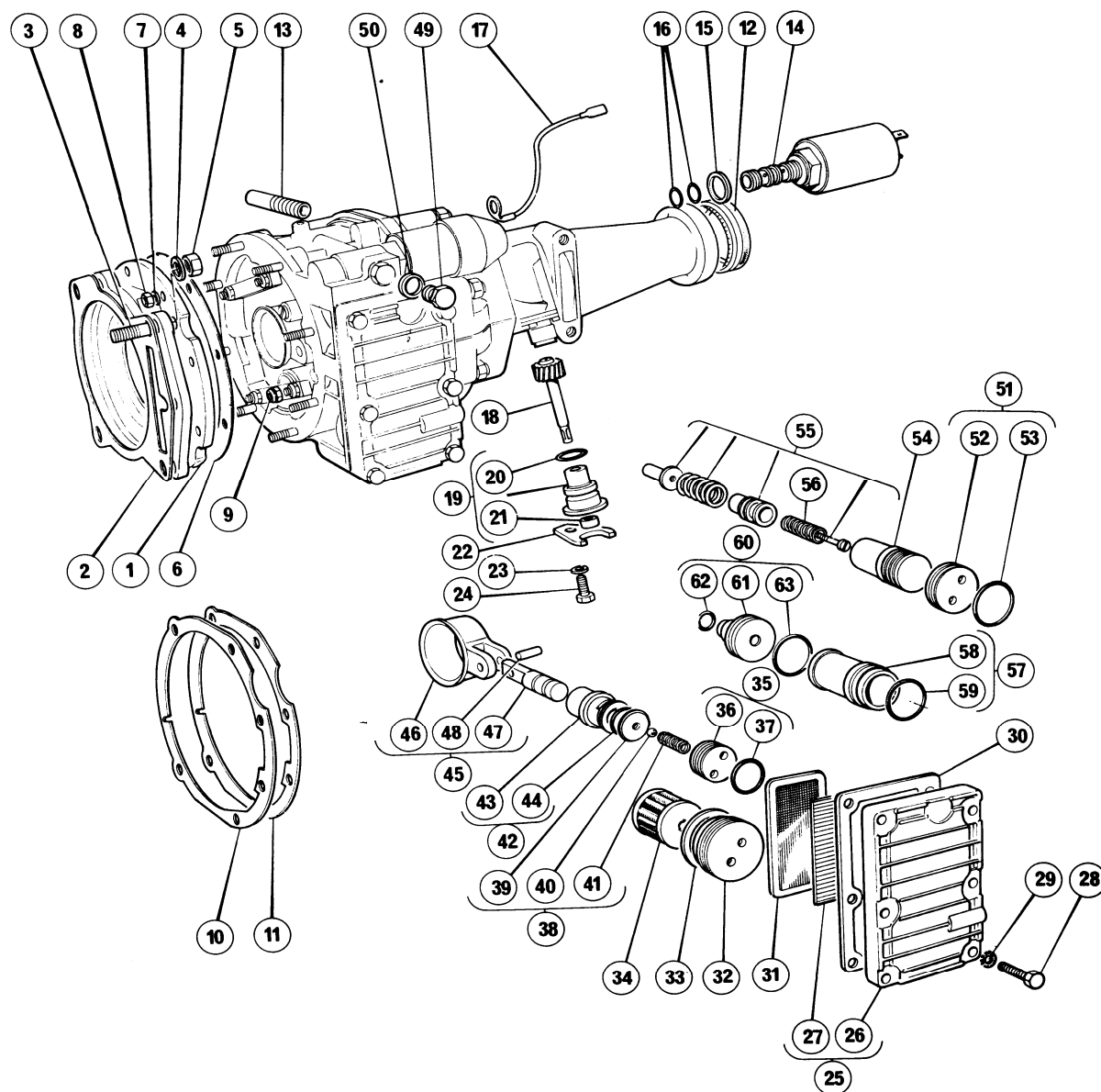


Transmission



PART NO.	DESCRIPTION	ITEM	REMARKS	QTY.
TRANSMISSION—Gearchange mechanism—overdrive (continued)				
90372	Retainer, spring	19	0439965	1
90357	Bush, gear selector shaft	20	1518865	1
90358	Bush, gear selector shaft	21	1518866	1
90356	Pin, gear shift	22	1472937	1
91511	Lever, reverse gear shift	23	6029502	1
90360	Lever, 1st and 2nd gear shift	24	1414577	1
90359	Lever, 3rd and 4th gear shift	25	0800977	1
91512	Washer, insulating	26	6032126	1
90361	Shaft, gear levers	27	1465872	1
90371	Pin, gear lever shaft	28	1477145	1
91513	Cover, lower, shift mechanism	29	6016370	1
91514	Screw and washer assembly, lower cover	30	E603526-S72	1
90368	Bush, selector levers	31	0551104	6
90367	Insulator, selector levers	32	0551103	3
90369	Clip, selector lever to selector rod	33	0551105	3
216451	Selector rod, reverse	34	1
91515	Trunnion adjuster, reverse rod	35	6025905	1
90343	Clip, selector rod to side cover selector levers	36	1463843	3
216447	Selector rod, 1st and 2nd	37	1
216449	Selector rod, 3rd and 4th	38	1
90352	Adjuster	39	1463804	2
90342	Bolt, rod to adjuster	40	1465830	2
90339	Washer	41	171608	2
215941	Gaiter, gear lever	42	Blue	1
215942	Gaiter, gear lever		Black	1
213520	Gaiter, gear lever		Tan	1
215943	Gaiter, gear lever		Chocolate	1
213524	Clip, gaiter securing	43	5

Transmission



PART NO.	DESCRIPTION	ITEM	REMARKS	QTY.
----------	-------------	------	---------	------

TRANSMISSION—Overdrive

91486	Overdrive, service exchange unit. 211380			
210426	Adaptor, overdrive to gearbox	1		1
90685	Gasket, adaptor to gearbox	2		1
90619	Stud, adaptor to gearbox	3		4
90620	Washer, adaptor to gearbox	4		4
90621	Nut, adaptor to gearbox	5		4
92573	Gasket, adaptor to overdrive	6		1
90433	Lockwasher, adaptor to overdrive	7		8
90432	Nut, adaptor to overdrive	8		8
90412	Locknut, bridgepiece	9		4
90410	Gasket, brake ring to main case	10		1
90411	Gasket, brake ring to rear case	11		1
91438	Oil seal, rear case	12		1
91382	Breather	13		1
90406	Solenoid	14		1
90407	Copper washer, solenoid	15		1
90408	'O' ring solenoid	16		2
90409	Earth lead, solenoid to casing	17		1

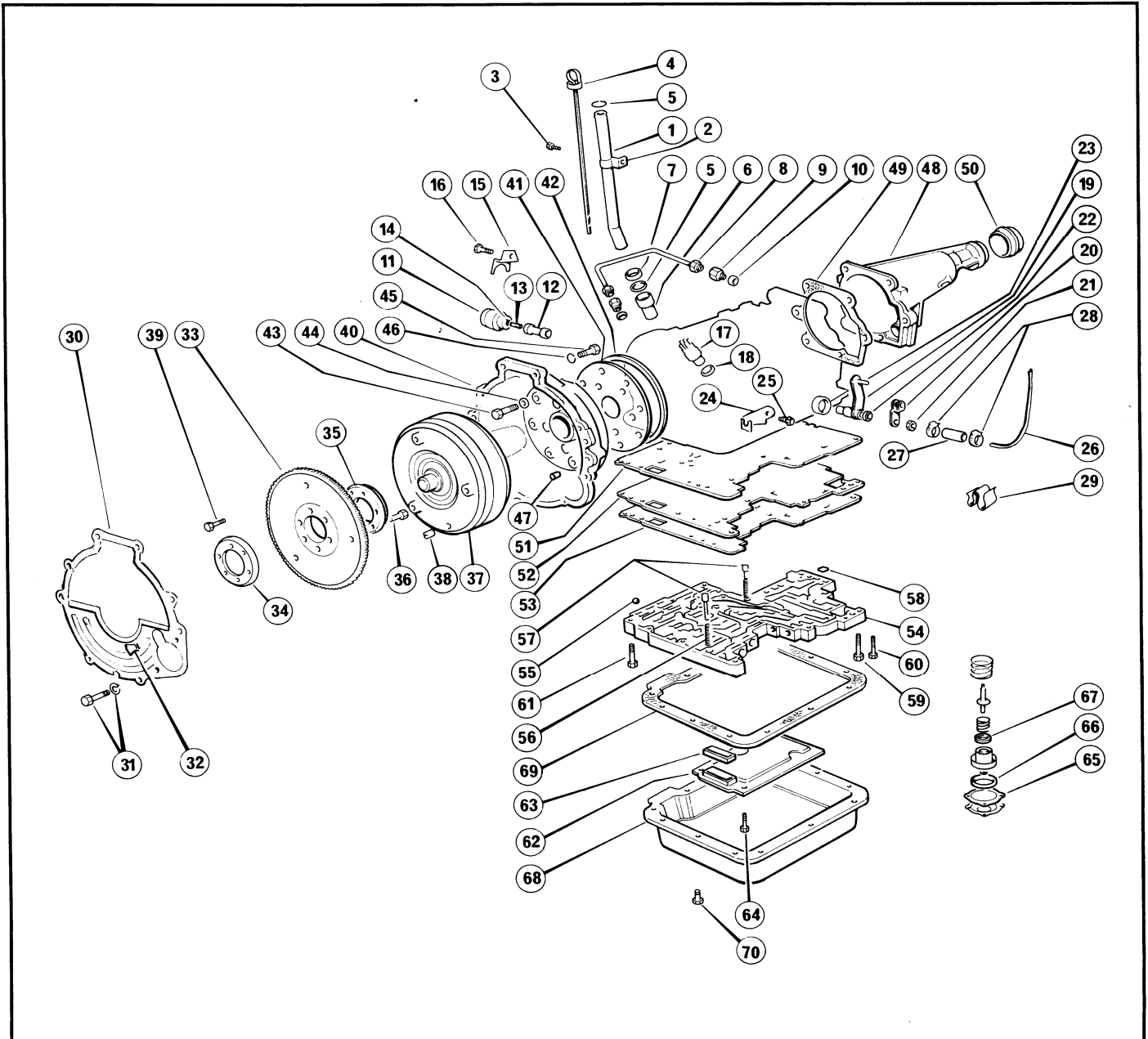


Transmission



PART NO.	DESCRIPTION	ITEM	REMARKS	QTY.
TRANSMISSION—Overdrive (continued)				
90378	Speedo driven gear	18	19 teeth red	1
90376	Bearing, speedo gear	19	1
90622	'O' ring	20	1
90623	Oil seal	21	1
90373	Clip, speedo cable to overdrive	22	1
90375	Washer, clip to overdrive	23	1
90374	Bolt, clip to overdrive	24	1
90383	Sump kit	25	1
	Sump	26	1
	Magnet	27	1
90384	Screw, sump securing	28	6
90385	Washer, sump securing	29	6
90386	Gasket, sump	30	1
90387	Filter, sump	31	1
90390	Plug, pressure filter	32	1
90389	Washer, pressure filter	33	1
90388	Filter, pressure	34	1
90624	Pump plug kit	35	1
	Pump plug	36	1
	'O' ring	37	1
90391	Valve, non-return, pump	38	1
	Seat, valve	39	1
	Ball, valve	40	1
	Spring, valve	41	1
90392	Pump body kit	42	1
	Body pump	43	1
	'O' ring	44	1
90829	Plunger, pump	45	1
	Strap, pump	46	1
	Plunger	47	1
	Pin	48	1
90394	Plug, pressure tapping	49	1
90395	Washer, plug	50	1
90399	Dashpot, plug	51	1
	Plug	52	1
90400	'O' ring	53	1
91439	Dashpot piston	54	1
91440	Relief valve, piston kit	55	1
	Cup, valve spring	1
	Spring	1
	Plate	1
	Spindle	1
	Piston	1
91441	Residual spring	56	1
	Packing washer	3
	Packing washer	1
91442	Dashpot sleeve kit	57	1
	Sleeve	58	1
90398	'O' ring	59	1
91443	Relief valve body kit	60	1
	Body, relief valve	61	1
90397	'O' ring, small	62	1
90398	'O' ring, large	63	1

Transmission



PART NO.	DESCRIPTION	ITEM	REMARKS	QTY.
TRANSMISSION—Automatic 'C3' Bordeaux Type				
92589	Transmission assembly		1575468	1
92590	Oil seal set			1
91051	Gasket set			1
92592	Dipstick tube upper	1	6019495	1
92593	Bracket, dipstick tube to bell housing	2	6024530	1
92594	Screw and washer assembly, bracket to bell housing	3	1464278	1
92595	Dipstick	4	1583649	1
91908	'O' ring, dipstick tube upper	5	1541700	2
92596	Dipstick tube, lower	6	1541905	1
91909	Cap, dipstick tube lower	7	6014758	1
92597	Tube, oil by-pass	8	6061274	1
91517	Connector, tube	9	6027490	1
211069	Seal, connector	10	1541955	2
92598	Diaphragm, throttle control valve	11	6049017	1
211071	Valve, throttle control	12	1555817	1
92599	Rod, diaphragm	13	1541923	1
92600	Seal, diaphragm	14	1541960	1
211072	Clamp, control valve securing	15	1541924	1

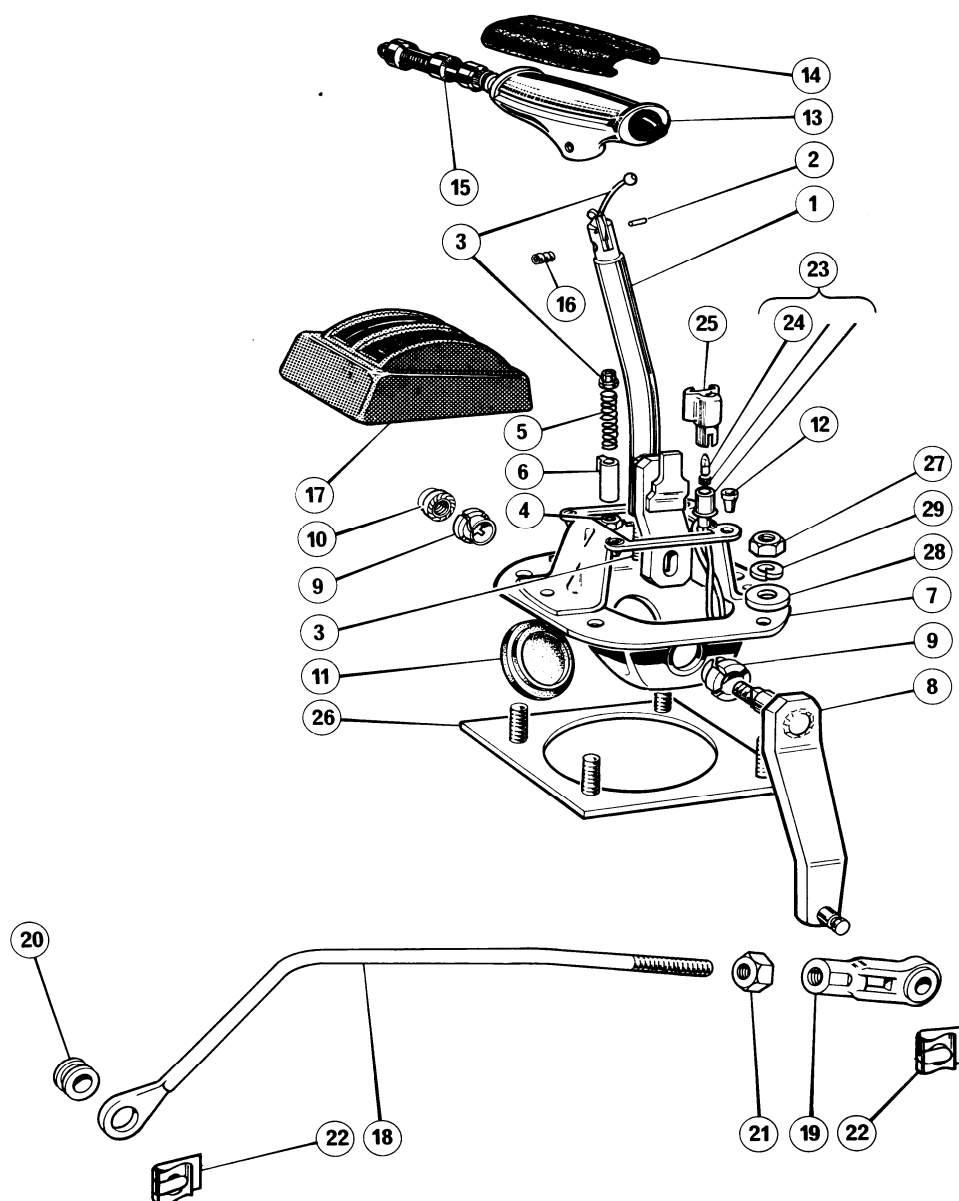


Transmission



PART NO.	DESCRIPTION	ITEM	REMARKS	QTY.
TRANSMISSION—Automatic 'C3' Bordeaux Type (continued)				
211073	Bolt, clamp securing	16	1547303.	1
211074	Switch, inhibitor/reversing lamp	17	1551610.	1
211075	Seal, switch	18	6021661.	1
211076	Lever assembly, manual control	19	6015566.	1
211077	Lever outer	20	6018305.	1
211078	Nut, lever securing	21	1548020.	1
92601	Seal, kickdown lever	22	6027693.	1
92602	Seal, manual control lever	23	6028975.	1
92792	Bracket, cable abutment	24	1541683.	1
211125	Bolt, cable abutment.	25	1547302.	1
92603	Tube, vacuum (37in. long)	26	0593044.	1
92604	Hose, vacuum tube connecting.	27	1541744.	2
211084	Clip, hose	28	1522904.	4
211085	Clip, tube to transmission.	29	1
92605	Intermediate plate	30	1541735.	1
92645	Gasket, intermediate plate		0425206.	1
92606	Bolt and washer assembly, plate securing	31	1464278.	1
92607	Dust cover, intermediate plate.	32	6016351.	1
92608	Drive plate, converter	33	1541657.	1
92609	Spacer, drive plate	34	1414929.	1
92610	Reinforcing plate	35	1414685.	1
92611	Bolt, driveplate to crankshaft.	36	0242065.	6
92612	Converter assembly.	37	1582272.	1
92613	Plug.	38	1552877.	1
211095	Bolt, coverter to drive plate	39	6004334.	3
92614	Housing, converter	40	1561888.	1
91910	Adaptor, oil pump to housing	41	6014784.	1
211098	Seal, converter housing to main case	42	1547378.	1
211099	Bolt, housing to main case.	43	1541957.	8
211100	Washer, housing to main case	44	1541958.	8
92615	Bolt, housing to engine.	45	1583058.	6
210777	Lockwasher, housing to engine.	46	1471160.	6
92616	Dowel, housing to engine.	47	0408462.	2
211102	Extension housing	48	6012822.	1
211103	Gasket, extension to main case	49	1541917.	1
91519	Seal assembly, oil	50	1548141.	1
211105	Gasket, control valve body, upper	51	6003980.	1
211106	Plate, control valve separating.	52	1
211107	Gasket, control valve body, lower	53	6003981.	1
92617	Body assembly, control valve	54	6057260.	1
211109	Ball, check valve	55	1551152.	1
211111	Spring, white, valve	56	1553807.	1
91522	Relief valve	57	1660007.	2
91523	Plate, control valve body	58	1553817.	2
211114	Bolt, control valve body to transmission.	59	1548022.	12
211115	Bolt, control valve body to transmission.	60	1547305.	1
211116	Bolt, control valve body to transmission.	61	1548019.	2
211117	Screen assembly	62	6014992.	1
211118	Gasket, screen	63	6014991.	1
211119	Bolt, screen to valve body and transmission	64	1548021.	3
211120	Gasket, reverse servo	65	1547348.	1
211121	Seal lower, servo	66	1548127.	2
211122	Seal, upper servo.	67	6003988.	1
211123	Oil sump	68	6014997.	1
211124	Gasket sump to transmission.	69	1
91898	Bolt, sump to transmission.	70	1547302.	13
92740	Speedo driven gear		3413584.	1
90208	'O' ring, speedo driven gear	1
91008	Circlip, speedo driven gear	1
90913	Bolt and washer assembly, speedo cable to gearbox	1
92823	Diaphragm, throttle control valve	1
92824	Front servo piston	1
92825	Servo cover	1

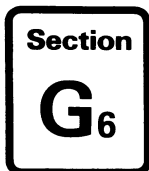
Transmission



PART NO.	DESCRIPTION	ITEM	REMARKS	QTY.
----------	-------------	------	---------	------

TRANSMISSION—Gearchange mechanism—Automatic

209595	Gear Selector Mechanism	1	6006528	1
92618	Lever and adaptor, selector	2	1425378	1
209951	Dowel, selector lever	3	1454282	1
91525	Cable, selector lever	4	1524778	1
91526	Locknut, cable adjustment	5	1425324	1
209956	Spring, reverse gear return	6	6006547	1
91527	Pawl, selector lever locking	7	1541681	1
91528	Housing, selector	8	1541682	1
211139	Arm, gearbox selector	9	1509647	1
209952	Bush, gearbox selector	10	1474531	1
91529	Nut, gearbox selector	11	1425050	1
208058	Plug, gearbox selector	12	1509644	4
209953	Bush, gearbox selector	13	6051276	1
92619	Handle, gearbox selector lever	14	1424475	1
208041	Cap, handle	15	1575098	1
92620	Button, lever release	16	1568603	1
92621	Screw, handle securing	17	1568396	1
92622	Housing, selector dial			

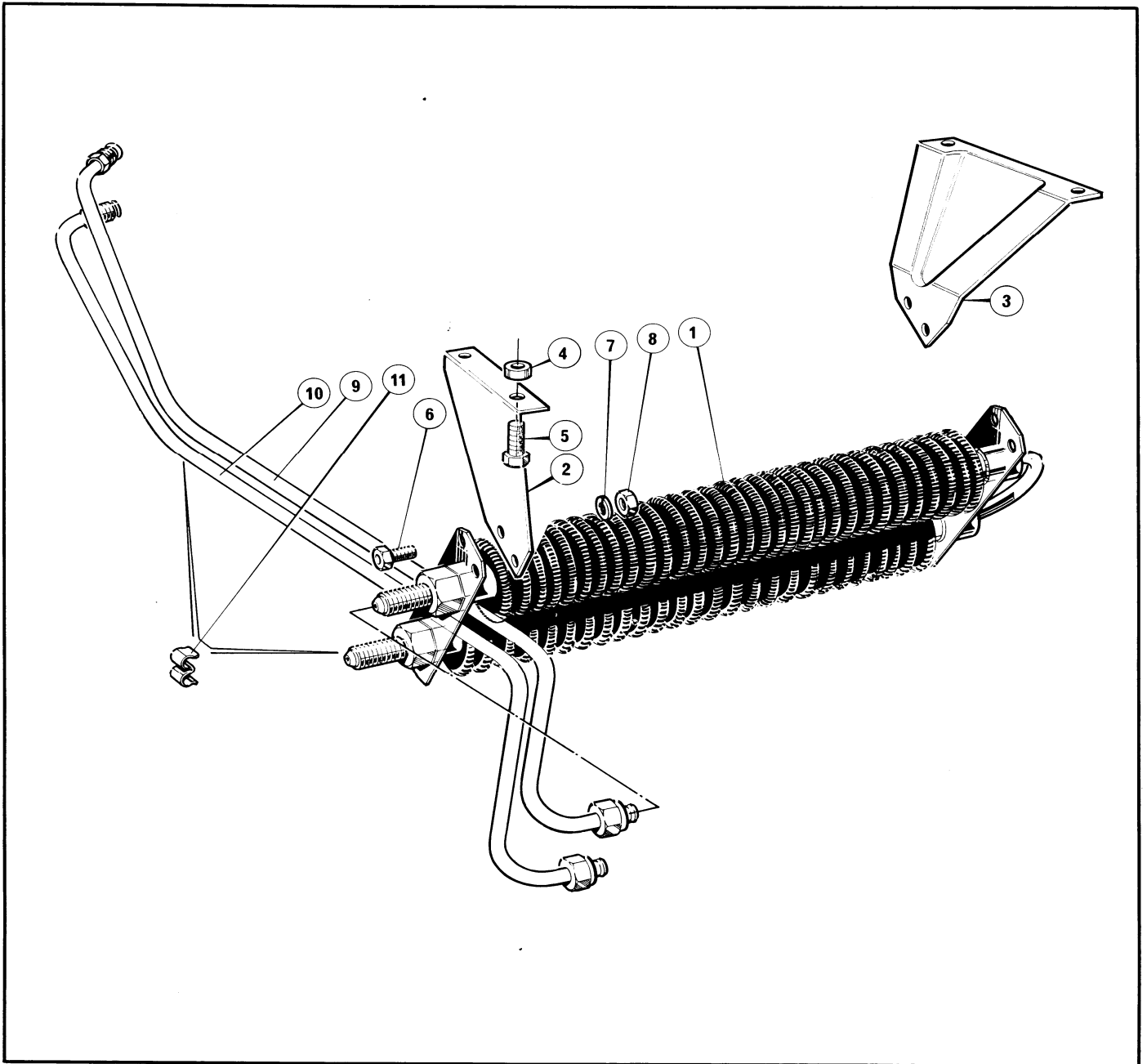


Transmission



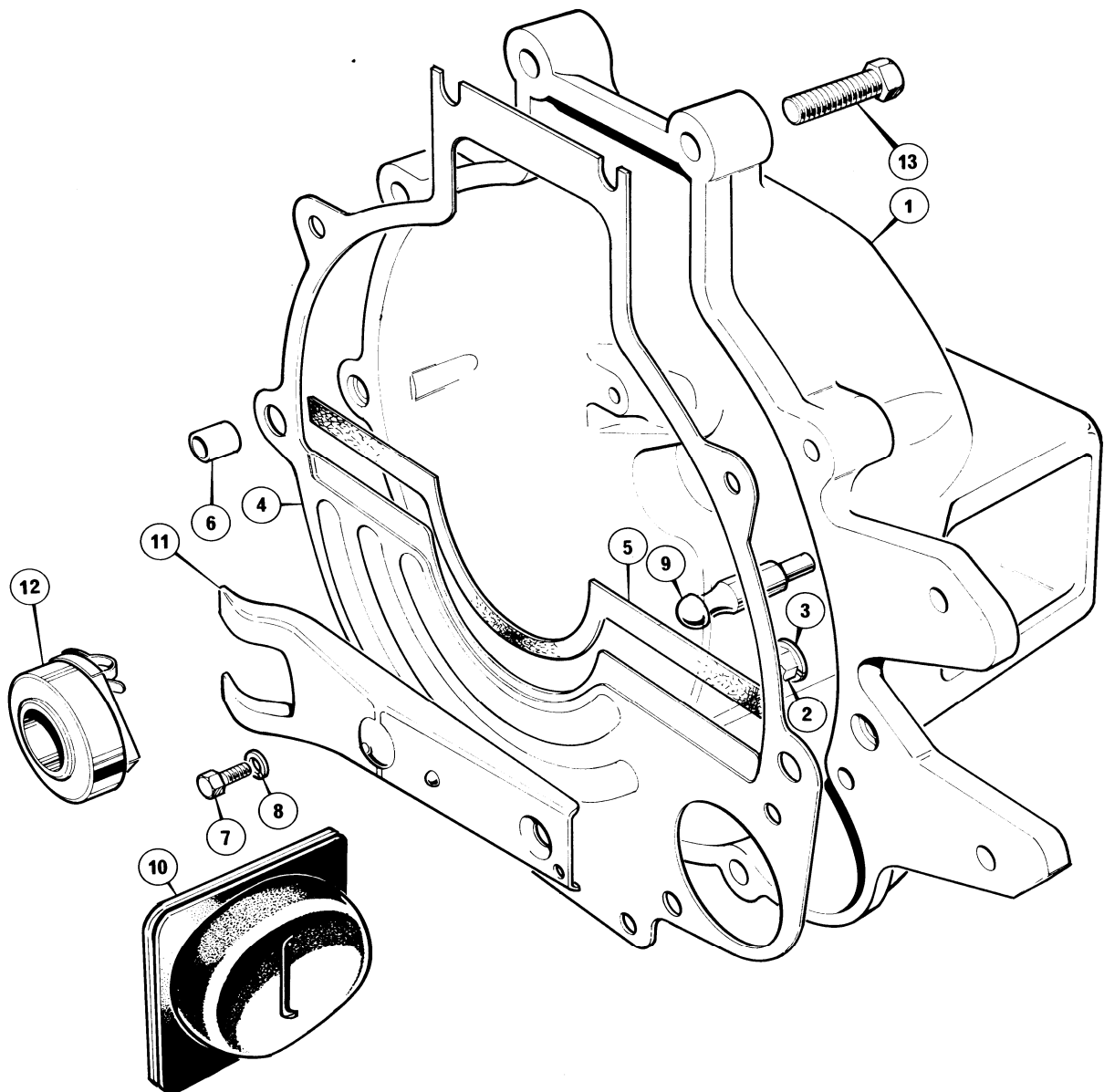
PART NO.	DESCRIPTION	ITEM	REMARKS	QTY.
TRANSMISSION—Gearbox mechanism—Automatic (continued)				
92623	Seal		1542893.	1
210931	Rod assembly, gearchange selection	1
213050	Rod	18	1
210933	Rod end	19	1
210934	Bush	20	2
210935	Locknut	21	1
210936	Clip, rod assembly retaining	22	2
207471	Harness c/w bulb	23	1
17139	Bulb	24	1
91937	Shroud, bulb holder	25	6013477.	1
210946	Mounting bracket, gear selector	26	1
51001B	Nut, gear selector to mounting bracket	27	4
51132B	Washer, gear selector, to mounting bracket	28	4
51202B	Lockwasher, gear selector, to mounting bracket	29	4

Transmission



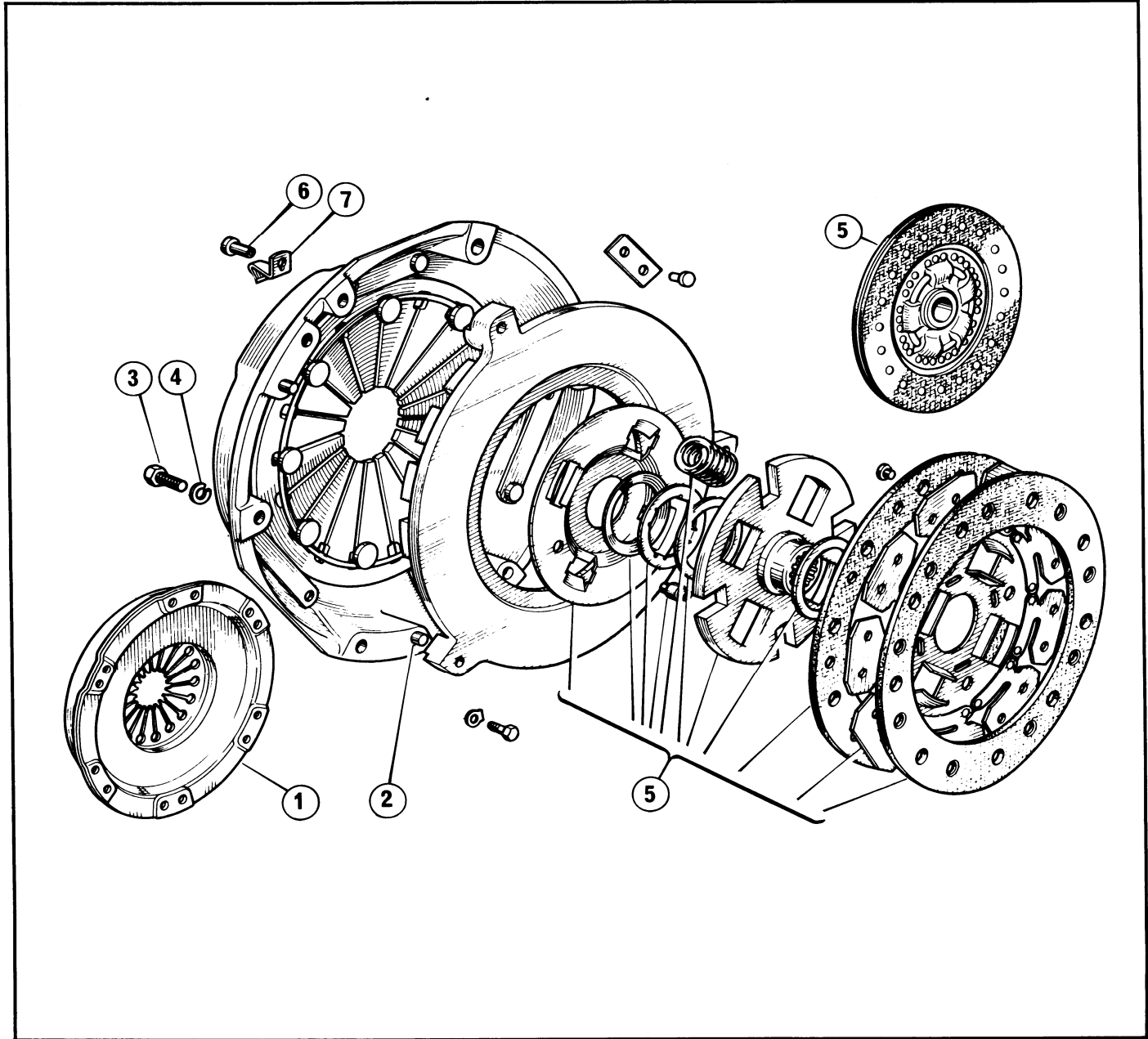
PART NO.	DESCRIPTION	ITEM	REMARKS	QTY.
TRANSMISSION—Oil cooler—Automatic				
209629	Oil cooler	1	1
216706	Mounting bracket RH, oil cooler	2	1
216707	Mounting bracket LH, oil cooler	3	1
3766	Spacer, mounting bracket to engine.....	4	4
58626B	Set screw, mounting bracket to engine	5	4
51440B	Set screw, oil cooler to mounting bracket	6	4
51201B	Spring washer, oil cooler to mounting bracket	7	4
50681B	Nut, oil cooler to mounting bracket.....	8	4
212620	Pipe assembly, oil cooler, inlet.....	9	1
212622	Pipe assembly, oil cooler, outlet	10	1
210169	Clip, oil cooler pipe	11	2

Clutch and Pedals



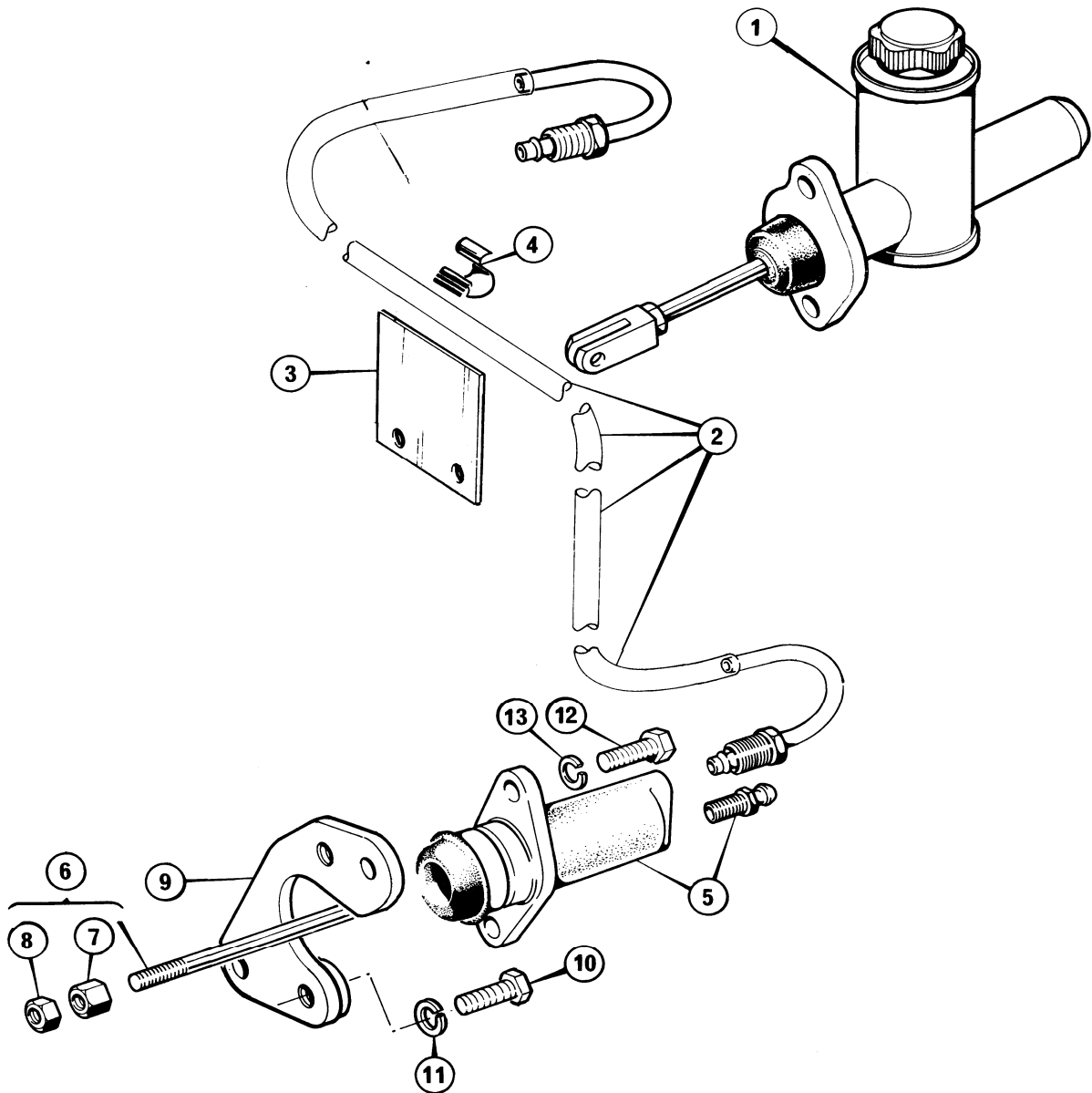
PART NO.	DESCRIPTION	ITEM	REMARKS	QTY.
CLUTCH—Housing and release mechanism—Overdrive				
92641	Clutch housing.....	1	6081915.....	1
92642	Bolt, housing to gearbox	2	1492181.....	6
92643	Lockwasher, housing to gearbox	3	1505544.....	6
92644	Plate intermediate	4	1485525.....	1
92645	Gasket, intermediate plate	5	0425206.....	1
92646	Dowel, plate and housing to engine	6	1542251.....	2
92591	Bolt, intermediate plate to clutch housing	7	1451250.....	2
210177	Lockwasher, intermediate plate to clutch housing	8	1471160.....	2
92648	Pin	9	6022530.....	1
92650	Boot	10	6081916.....	1
90331	Lever, clutch release	11	1747267.....	1
90335	Bearing and hub assembly, clutch release	12	1541728.....	1
92764	Bolt, clutch housing to engine	13	1473187.....	4
92765	Bolt, clutch housing to engine		1451423.....	2

Clutch and Pedals

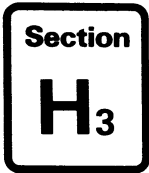


PART NO.	DESCRIPTION	ITEM	REMARKS	QTY.
CLUTCH—Pressure plate and disc—Overdrive				
210275	Pressure plate assembly	1	1475197.....	1
208708	Dowel, clutch to flywheel.....	2	1434712.....	3
208211	Bolt, pressure plate to flywheel	3	0240909.....	6
10537	Lockwasher, pressure plate to flywheel	4	1444686.....	6
210274	Clutch disc assembly.....	5	6016663.....	1
210795	Bolt, pressure plate	6	1403337.....	3
210794	Tab washer, pressure plate	7	1403336.....	3

Clutch and Pedals



PART NO.	DESCRIPTION	ITEM	REMARKS	QTY.
CLUTCH—Hydraulics—Overdrive				
213004	Master cylinder	1	1
91722	Service kit, master cylinder	1
	Seal, primary	1
	Seal, secondary	1
	Washer, piston	1
	Boot	1
213005	Pipe, master cylinder to slave cylinder	2	1
216488	Steady bracket, clutch pipe	3	1
211941	Pipe clip	4	2
213720	Slave cylinder	5	1
92145	Service kit, slave cylinder	1
	Cup	1
	Boot	1
	Boot	1
216601	Push rod assembly, slave cylinder	6	1
211133	Nut, push rod	7	1
50704B	Locknut, push rod	8	1
216564	Mounting plate, slave cylinder	9	1

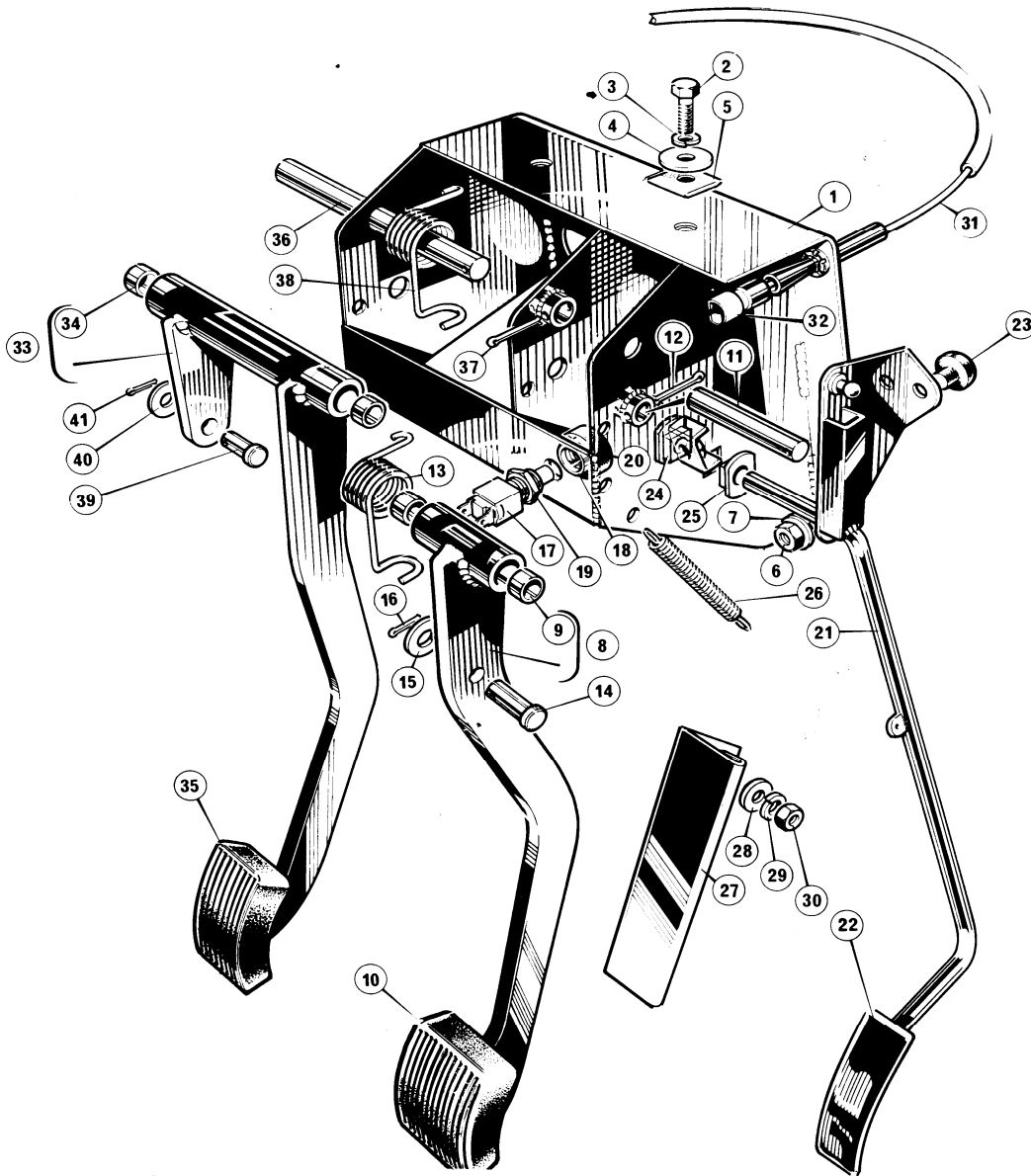


Clutch and Pedals

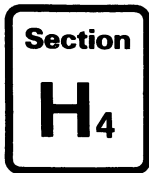


PART NO.	DESCRIPTION	ITEM	REMARKS	QTY.
CLUTCH—Hydraulics—Overdrive (continued)				
58636B	Set screw, mounting plate to clutch housing.....	10	2
58963B	Lockwasher, mounting plate to clutch housing.....	11	2
51484B	Set screw, slave cylinder to mounting plate.....	12	2
51202B	Lockwasher, slave cylinder to mounting plate.....	13	2

Clutch and Pedals



PART NO.	DESCRIPTION	ITEM	REMARKS	QTY.
CLUTCH AND PEDALS—Pedal assembly—Overdrive				
216542	Bracket, pedals mounting	1	1
50001B	Bolt, pedal mounting bracket to body	2	1
51201B	Lockwasher, pedal mounting bracket to body	3	1
CW200	Coachwasher, pedal mounting bracket to body	4	1
207393	Washer, waterproofing, pedal mounting bracket to body	5	1
210323	Nut, brake master cylinder and servo to pedal mounting bracket	6	4
51132B	Washer, brake master cylinder and servo to pedal mounting bracket	7	4
212485	Pedal assembly, brake	8	1
8123	Bush, brake pedal	9	2
3161	Cover, brake pedal	10	1
211460	Pivot pin, brake pedal	11	1
53887B	Split pin, brake pedal pivot	12	1
205266	Return spring, brake pedal	13	1
54866B	Clevis pin, brake pedal to master cylinder	14	1
51133B	Washer, brake pedal to master cylinder	15	1
53844B	Split pin, brake pedal to master cylinder	16	1
17302	Switch, stop light	17	1
211962	Nut, stop light switch retaining	18	1

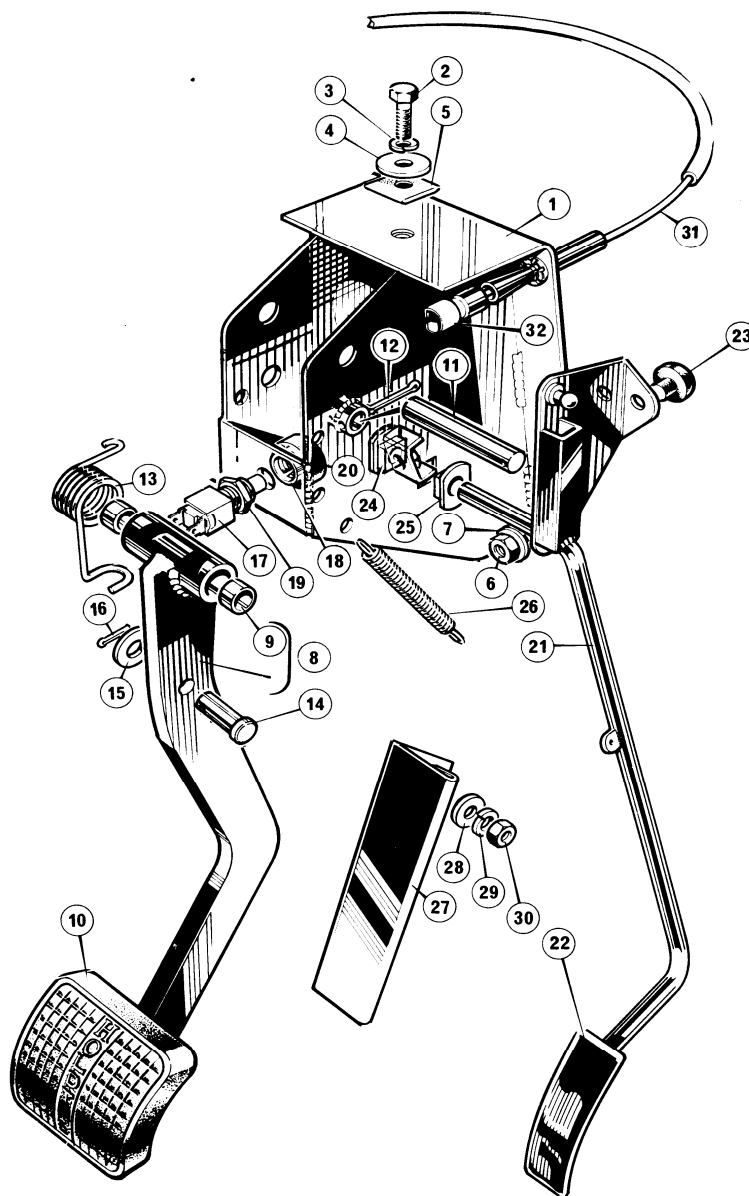


Clutch and Pedals

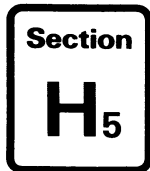


PART NO.	DESCRIPTION	ITEM	REMARKS	QTY.
CLUTCH AND PEDALS—Pedal assembly—Overdrive (continued)				
17381	Locknut, stop light switch	19	1
211963	Buffer, stop light switch	20	1
216551	Pedal, accelerator	21	1
208754	Cover, accelerator pedal	22	1
18839	Stop accelerator pedal	23	1
51445B	Set screw, accelerator stop	1
50703B	Locknut, accelerator stop	1
20272	Bearing, accelerator pedal pivot	24	1
20273	Bearing, accelerator pedal pivot	25	1
17814	Spring, accelerator pedal return	26	1
207278	Footrest	27	1
51131B	Washer, footrest to body	28	2
51201B	Lockwasher, footrest to body	29	2
50681B	Nut, footrest to body	30	2
216773	Cable, accelerator	31	See Section H6	1
92524	Spring, accelerator cable		1494821.	1
92525	Retainer, accelerator cable		1503912.	1
216562	Clip, cable to pedal	32	1
213013	Pedal assembly, clutch	33	1
8123	Bush, clutch pedal	34	2
8130	Cover, clutch pedal	35	1
212769	Pivot pin, clutch pedal	36	1
53887B	Split pin, clutch, pedal pivot	37	1
202566	Spring, clutch pedal return	38	1
54843B	Clevis pin, clutch pedal to master cylinder	39	1
51132B	Washer, clutch pedal to master cylinder	40	1
53844B	Split pin, clutch pedal to master cylinder	41	1
50003B	Bolt, clutch master cylinder to pedal bracket	42	2
51201B	Lockwasher, clutch master cylinder to pedal bracket	43	2
CW200	Coachwasher, clutch master cylinder to pedal bracket	44	2

Clutch and Pedals



PART NO.	DESCRIPTION	ITEM	REMARKS	QTY.
CLUTCH AND PEDALS—Pedal assembly—Automatic				
216547	Bracket, pedals mounting	1		1
50001B	Bolt, pedal mounting bracket to body	2		1
51201B	Lockwasher, pedal mounting bracket to body	3		1
CW200	Coachwasher, pedal mounting bracket to body	4		1
207393	Washer, waterproofing, pedal mounting bracket to body	5		1
210323	Nut, brake master cylinder and servo to pedal mounting bracket	6		4
51132B	Washer, brake master cylinder and servo to pedal mounting bracket	7		4
211446	Pedal assembly, brake	8		1
8123	Bush, brake pedal	9		2
207414	Cover, brake pedal	10		1
211460	Pivot pin, brake pedal	11		1
53887B	Split pin, brake pedal pivot	12		1
205266	Return spring, brake pedal	13		1
54866B	Clevis pin, brake pedal to master cylinder	14		1
51133B	Washer, brake pedal to master cylinder	15		1
53844B	Split pin, brake pedal to master cylinder	16		1
17302	Switch, stop light	17		1
211962	Nut, stop light switch retaining	18		1

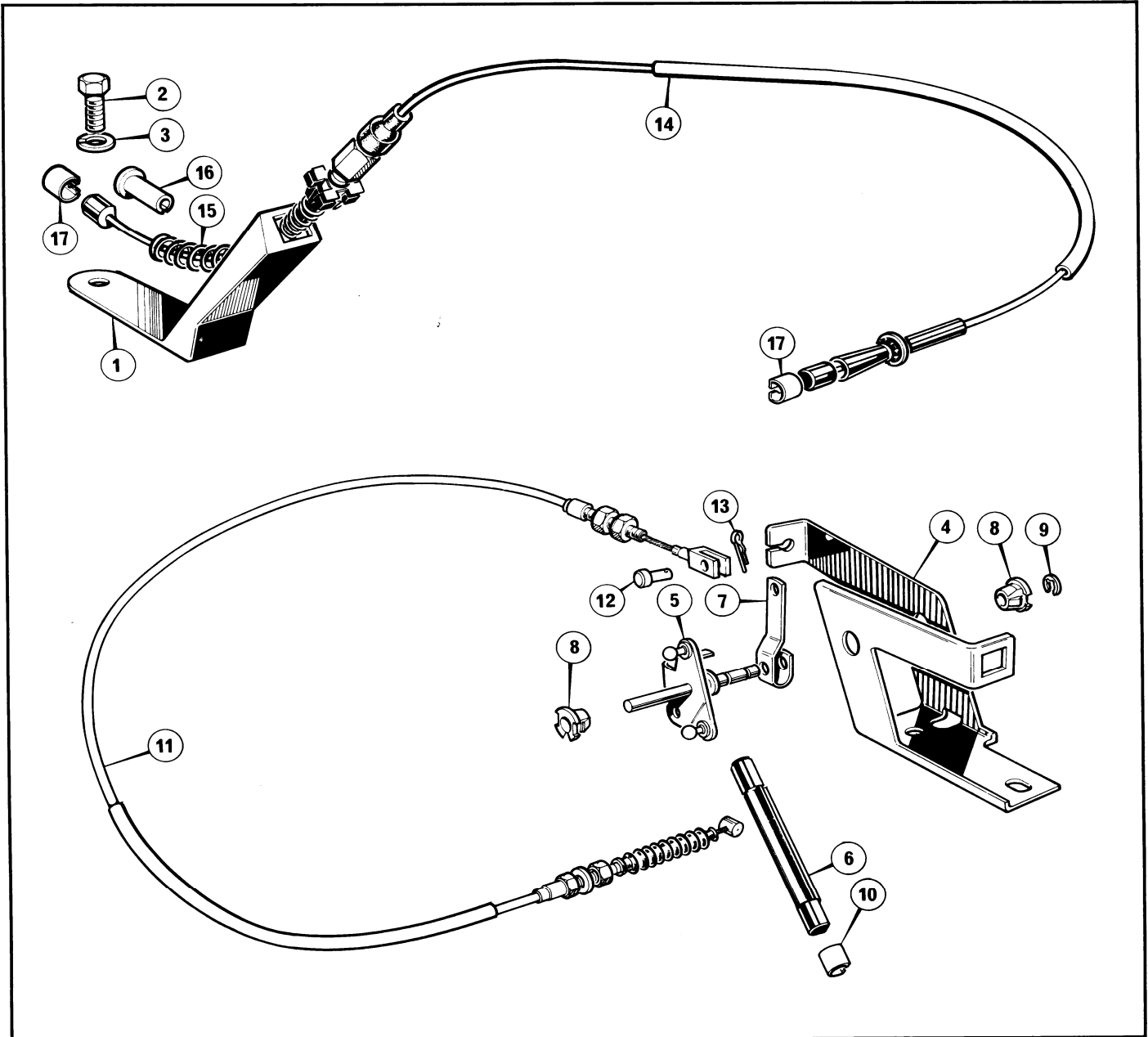


Clutch and Pedals



PART NO.	DESCRIPTION	ITEM	REMARKS	QTY.
CLUTCH AND PEDALS—Pedal assembly—Automatic (continued)				
17381	Locknut, stop light switch	19	1
211963	Buffer, stop light switch	20	1
216551	Pedal, accelerator	21	1
208754	Cover, accelerator pedal	22	1
18839	Stop accelerator pedal	23	1
51445B	Set screw, accelerator stop	1
50703B	Locknut, accelerator stop	1
20272	Bearing, accelerator pedal pivot	24	1
20273	Bearing, accelerator pedal pivot	25	1
17814	Spring, accelerator pedal return	26	1
207278	Footrest	27	1
51131B	Washer, footrest to body	28	2
51201B	Lockwasher, footrest to body	29	2
50681B	Nut, footrest to body	30	2
216773	Cable, accelerator	31	See Section H6	1
92524	Spring, accelerator cable		1494821	1
92525	Retainer, accelerator cable		1503912	1
216562	Clip, cable to pedal	32	1

Clutch and Pedals

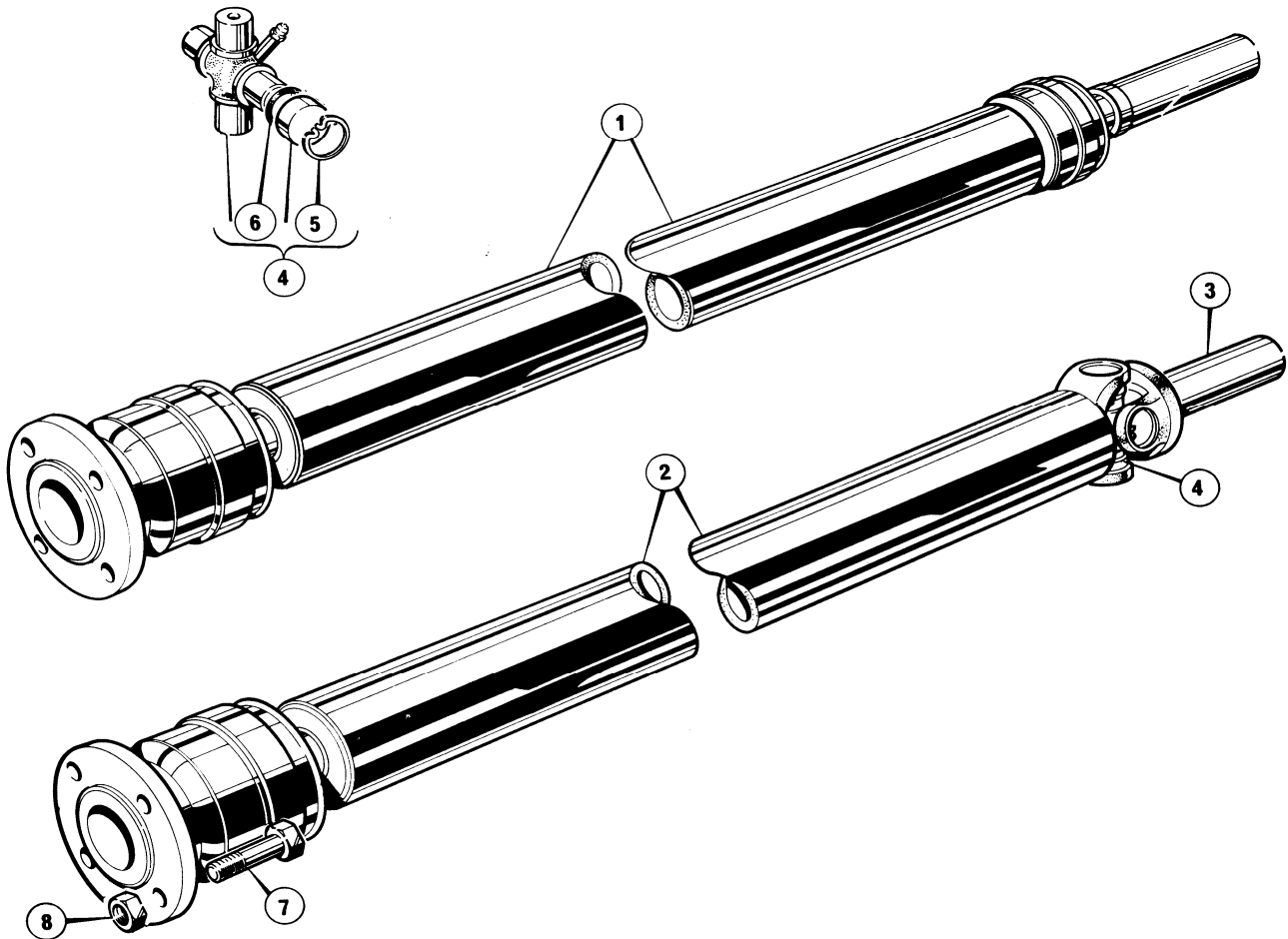


PART NO.	DESCRIPTION	ITEM	REMARKS	QTY.
----------	-------------	------	---------	------

CLUTCH AND PEDALS—Accelerator and kickdown cable abutment brackets

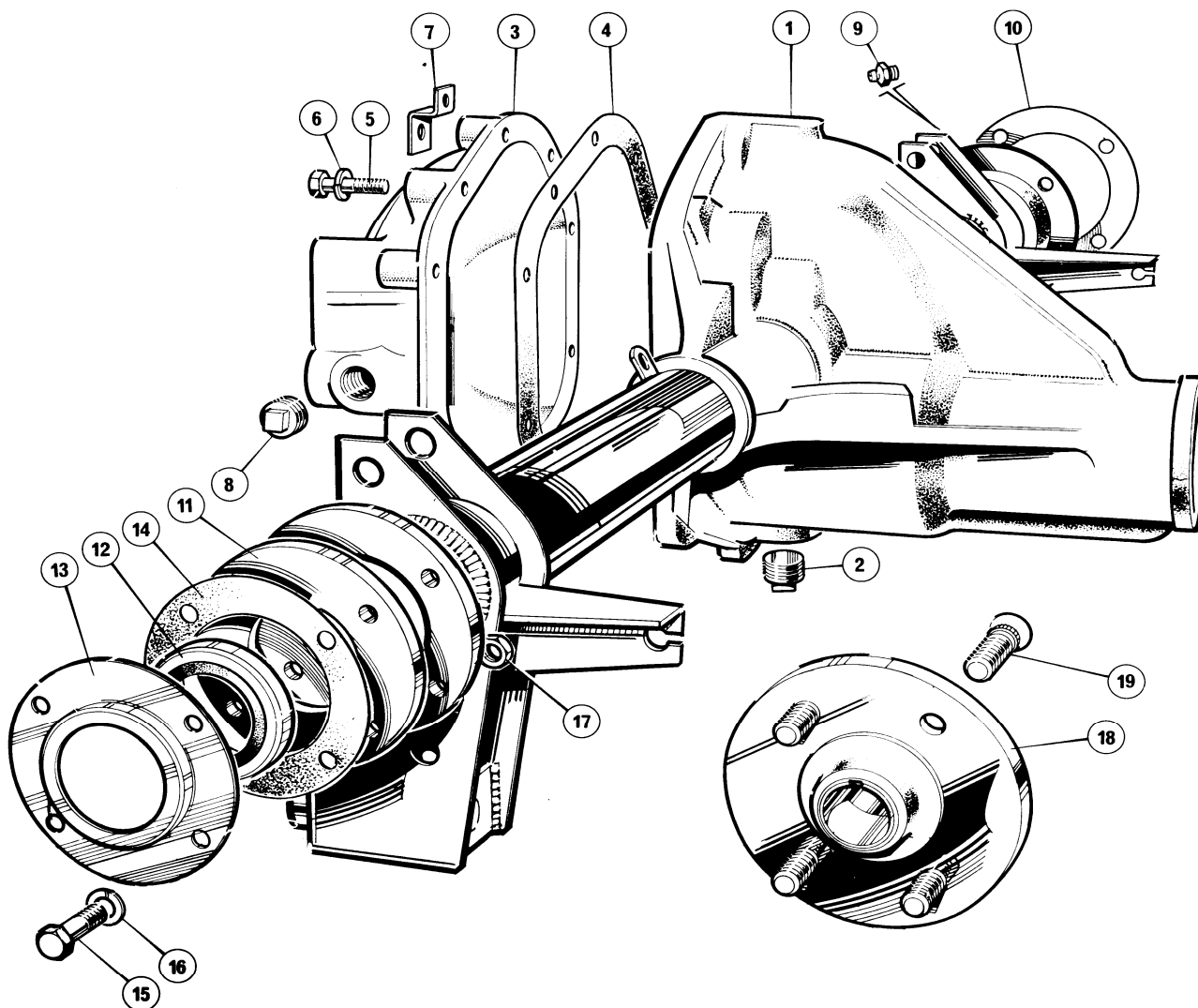
216998	Abutment bracket	1		1
58633B	Set screw, abutment bracket to inlet manifold	2	Overdrive	2
58963B	Lockwasher, abutment bracket to inlet manifold	3		2
216763	Accelerator and kickdown cable abutment bracket	4		1
217473	Accelerator and kickdown cable abutment bracket	4	Alternatives	1
58633B	Set screw, abutment bracket to inlet manifold	2	Alternatives	1
58963B	Lockwasher, abutment bracket to inlet manifold	3		2
216767	Throttle shaft	5		1
216768	Rod, shaft to carburettor	6		1
216769	Lever, kickdown cable	7	Automatic	1
209591	Pivot bush, throttle shaft	8		2
216770	Circlip, throttle shaft	9		1
216562	Clip, rod to shaft and carburettor	10		2
92572	Kickdown cable	11	6022928	1
208390	Clevis pin, kickdown cable securing	12	1788647	1
208393	Pin, kickdown cable securing	13	1743747	1
216773	Accelerator cable	14		1
92524	Spring, accelerator cable	15		1
92525	Retainer, accelerator cable	16		1
216562	Clip, cable to shaft	17		1

Driveshaft

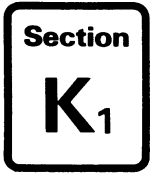


PART NO.	DESCRIPTION	ITEM	REMARKS	QTY.
DRIVESHAFT				
216238	Driveshaft.....	1	Overdrive	1
216709	Driveshaft.....	2	Automatic	1
205467	Sleeve yoke, driveshaft.....	3	1
205468	Unit package, journal kit.....	4	1
205470	Circlip, journal kit.....	5	1
205469	Lip seal, journal kit.....	6	1
211177	Bolt, driveshaft to rear axle	7	4
50843B	Nut, driveshaft to rear axle	8	4

Rear Axle—Case and Hubs



PART NO.	DESCRIPTION	ITEM	REMARKS	QTY.
REAR AXLE—Case and hubs				
216705	Rear axle unit	1		1
202434	Drain plug, casing	2		1
210366	Rear cover, axle case	3		1
207827	Gasket, cover	4		1
50064B	Bolt, cover to axle	5		10
51202B	Lockwasher, cover to axle	6		10
207048	Bracket, brake bundy	7		1
202434	Filler plug, cover	8		1
202475	Grease nipple, axle tube	9		2
202469	Shim, axle shaft bearing .003	10		A.R.
202470	Shim, axle shaft bearing .005			A.R.
202471	Shim, axle shaft bearing .010			A.R.
202472	Shim, axle shaft bearing .030			A.R.
202473	Plate, axle shaft bearing retaining	11		2
202480	Oil seal assembly, hub			2
202481	Oil seal	12		2
207841	Container, oil seal	13		2
202482	Gasket, oil seal container to backplate	14		2

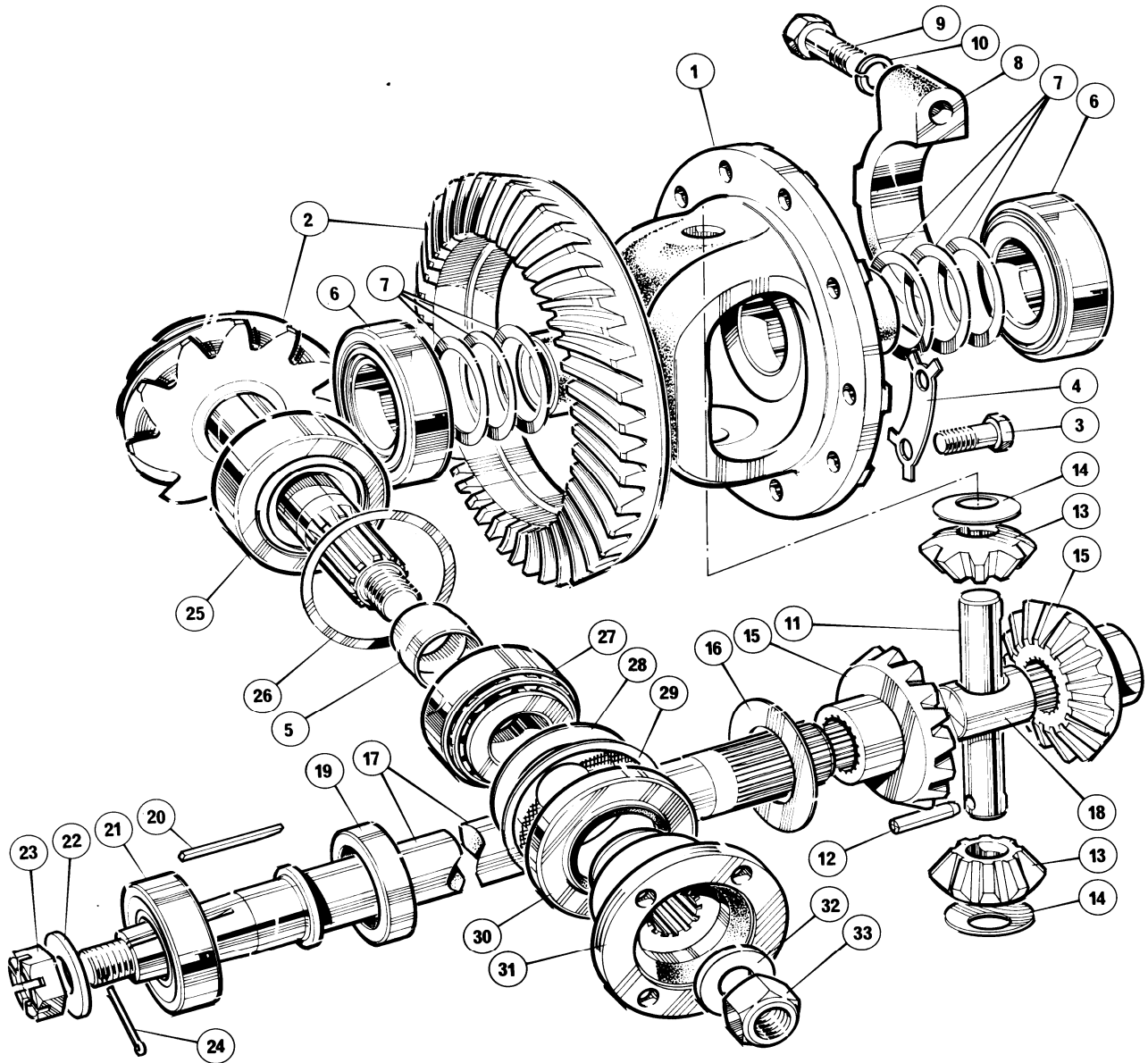


Rear Axle—Case and Hubs

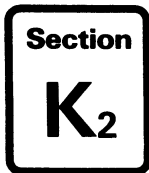


PART NO.	DESCRIPTION	ITEM	REMARKS	QTY.
REAR AXLE—Case and hubs (continued)				
202483	Bolt, brake backplate to axle	15	8
202485	Washer, brake backplate to axle	16	8
202484	Nut, brake backplate to axle.....	17	8
207579	Hub, assembly c/w studs.....	18	2
210356	Stud	19	8

Rear Axle



PART NO.	DESCRIPTION	ITEM	REMARKS	QTY.
REAR AXLE—Crown wheel, pinion, differential and halfshafts				
207811	Differential case assembly	1		1
207818	Differential case	1		1
92538	Crown wheel and pinion	2		1
207850	Bolt, crown wheel to differential	3		10
207851	Lockstraps, crown wheel bolt	4		5
207853	Collapsible spacer	5		2
207830	Differential bearing	6		2
207831	Shim, differential bearing .003	7		A.R.
207832	Shim, differential bearing .005	7		A.R.
207833	Shim, differential bearing .010	7		A.R.
207834	Shim, differential bearing*.030	7		A.R.
	Cap, bearing	8	Part of item 1, Section K1..	2
207809	Bolt, bearing cap	9		4
91301	Lockwasher, bearing cap	10		4
207823	Differential pin	11		1
202446	Locking pin, differential	12		1
207820	Differential pinion	13		2
207821	Thrust washer, differential pinion	14		2

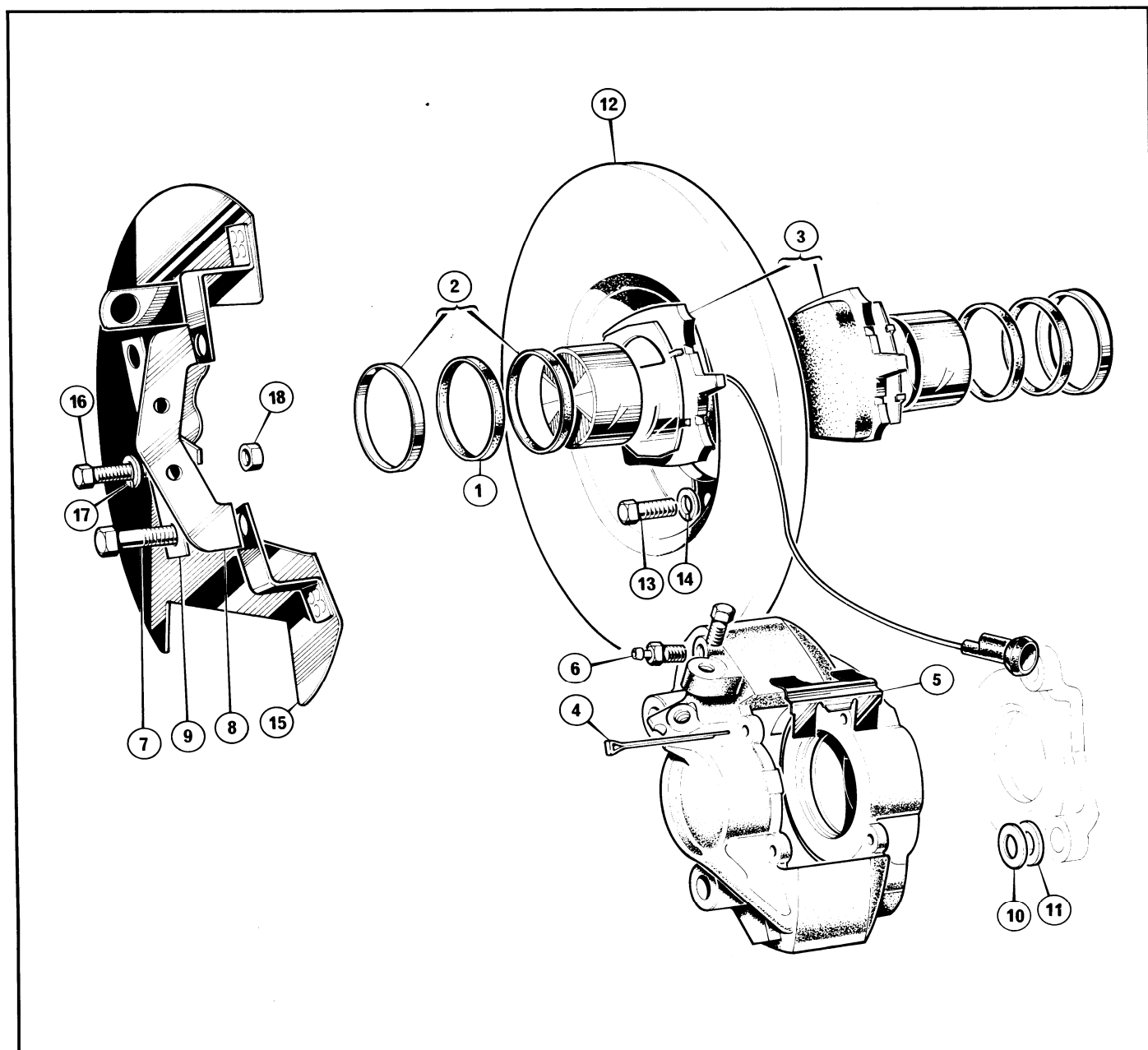


Rear Axle

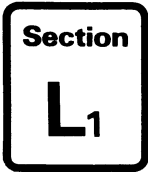


PART NO.	DESCRIPTION	ITEM	REMARKS	QTY.
REAR AXLE—Crown wheel, pinion, differential and halfshafts				
207819	Differential side gear	15		2
207822	Thrust washer, side gear	16		2
91298	Axle shaft	17		2
207824	Axle shaft spacer	18		1
202474	Oil seal, inner	19		2
202479	Key, axle shaft	20		2
91297	Bearing, axle shaft. <i>202478</i>	21		2
202477	Washer, axle shaft.	22		2
202476	Nut, axle shaft	23		2
202478	Cotter pin, axle shaft	24		2
91296	Pinion bearing, head	25		1
207835	Shim, pinion bearing inner .003	26		A.R.
207836	Shim, pinion bearing inner .005	26		A.R.
207837	Shim, pinion bearing inner .010	26		A.R.
91295	Pinion bearing	27		1
207838	Oil slinger, pinion	28		1
207846	Gasket, pinion seal	29		1
90791	Oil seal, pinion	30		1
90790	Flange, pinion	31		1
91300	Washer, pinion	32		1
207847	Nut, pinion	33		1

Brakes



PART NO.	DESCRIPTION	ITEM	REMARKS	QTY.
BRAKES—Front caliper and disc				
213816	Caliper assembly RH			1
213815	Caliper assembly LH			1
91721	Repair kit, one front brake			1
	Fluid seal	1		1
	Dust seal and retainer	2		1
91945	Brake pad set, two front calipers	3	4 pads	1
91755	Split pin, front brake caliper	4		2
91756	Pad retainer, front brake caliper	5		1
91752	Bleed screw, front brake caliper	6		1
212897	Bolt, caliper mounting	7		4
212891	Mounting plate, flexible hose	8		2
207342	Tab washer, caliper mounting	9		2
213409	Shim, caliper mounting	10		A.R.
213410	Shim, caliper mounting	11		A.R.
212884	Disc, brake	12		2
18571	Bolt, disc to hub	13		8
51203B	Lockwasher, disc to hub	14		8
212886	Shield, RH brake disc	15		1

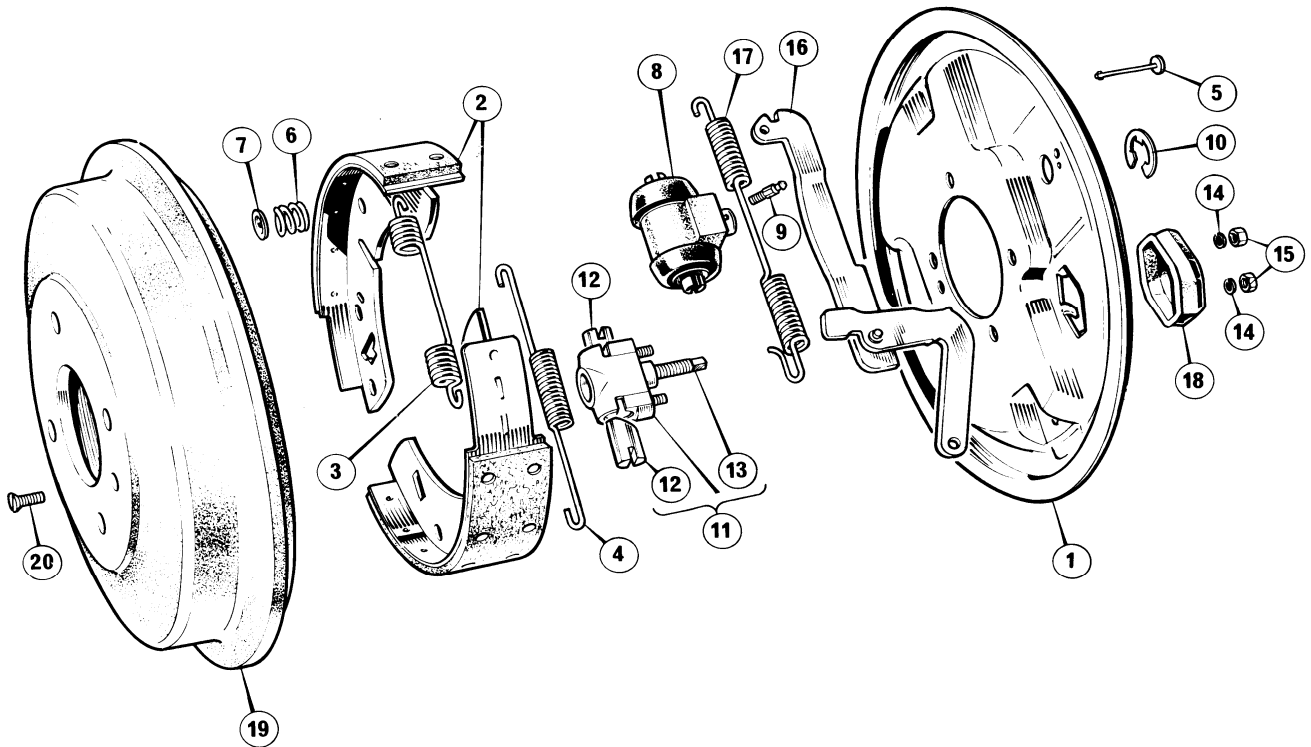


Brakes




PART NO.	DESCRIPTION	ITEM	REMARKS	QTY.
BRAKES—Front caliper and disc (continued)				
212887	Shield, LH brake disc	1
51525B	Set screw, disc shield and caliper mounting plate to vertical link	16	2
51133B	Washer, disc shield and caliper mounting plate to vertical link	17	2
50863B	Nut, disc shield and caliper mounting plate to vertical link	18	2

Brakes—Rear



PART NO.	DESCRIPTION	ITEM	REMARKS	QTY.
BRAKES—Rear				
212872	Brake assembly, RH rear			1
212873	Brake assembly, LH rear			1
91734	Backplate, RH brake	1		1
91735	Backplate, LH brake	1		1
91716	Brake shoe set, one rear brake	2		2
91741	Spring, pull-off, RH top	3		1
91742	Spring, pull-off, LH top	3		1
91743	Spring, pull-off, bottom	4		1
91738	Steady pin, backplate	5		4
91739	Spring, steady, backplate	6		4
91740	Retainer, steady spring	7		4
91727	Wheel cylinder, rear brake	8		2
21137	Bleed screw, rear brake	9		2
20929	Spring clip, rear wheel cylinder	10		4
90180	Adjuster	11		2
91747	Tappet	12		4
91748	Screw	13		2
11287	Washer, adjuster to backplate	14		4

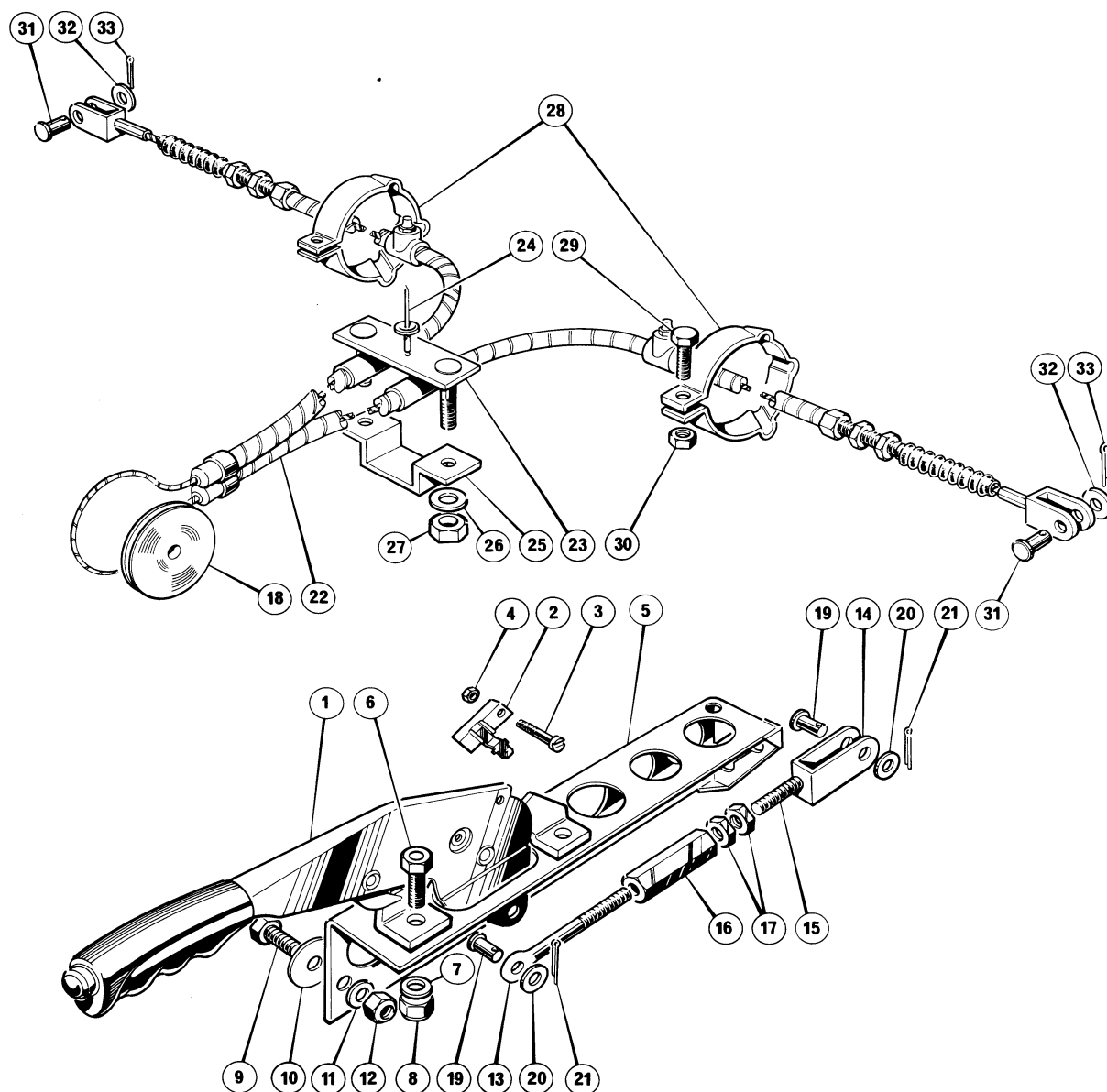


Brakes—Rear



PART NO.	DESCRIPTION	ITEM	REMARKS	QTY.
BRAKES—Rear (continued)				
91744	Nut, adjuster to backplate	15	4
91736	Lever, handbrake, RH backplate	16	1
91737	Lever, handbrake, LH backplate	1
91746	Spring, pull-off, handbrake	17	2
91745	Boot, rear backplate	18	4
212874	Drum, rear brake	19	2
51720B	Screw, brake drum to rear hub	20	4

Brakes



PART NO.	DESCRIPTION	ITEM	REMARKS	QTY.
BRAKES—Handbrake				
210320	Lever, handbrake	1		1
209669	Switch, handbrake warning	2		2
209417	Screw, handbrake warning switch	3		1
207568	Nut, handbrake warning switch	4		1
211915	Bracket, handbrake lever mounting	5		1
51483B	Set screw, handbrake lever to bracket and body	6		2
51132B	Washer, handbrake lever to bracket and body	7		2
50812N	Nut, handbrake lever to bracket and body	8		2
51482N	Set screw, handbrake mounting bracket to body	9		3
CW300	Coachwasher, handbrake mounting bracket to body	10		3
51132B	Washer, handbrake mounting bracket to body	11		3
50812N	Nut, handbrake mounting bracket to body	12		3
211332	Link assembly, handbrake adjuster	13		1
204082	Eye bolt, handbrake adjuster link	14		1
200271	Clevis, handbrake adjuster link	15		1
51448B	Set screw, handbrake adjuster link	16		1
210918	Nut, handbrake adjuster link	17		1
50703B	Locknut, handbrake adjuster link	17		2

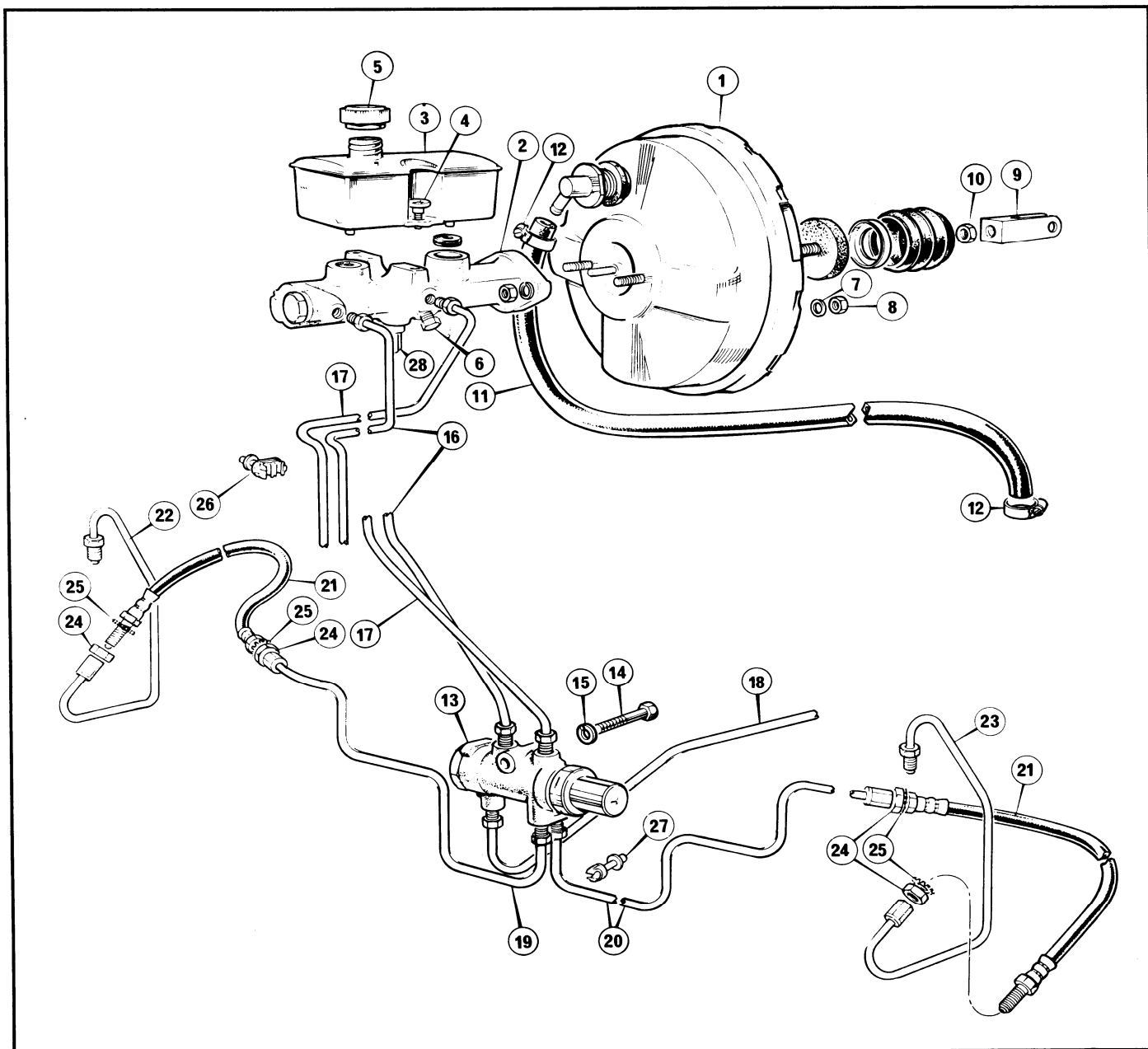


Brakes




PART NO.	DESCRIPTION	ITEM	REMARKS	QTY.
BRAKES—Handbrake (continued)				
21349	Pulley, handbrake compensator	18	1
54844B	Clevis pin, handbrake lever to adjuster link	19	1
51132B	Washer, handbrake pulley and lever to adjuster link	20	2
53844B	Split pin, handbrake pulley and lever to adjuster link	21	2
212928	Cable, handbrake	22	1
207326	Bracket, handbrake cable	23	1
54168K	Rivet, handbrake bracket to body	24	1
207328	Clamp, handbrake cable to bracket	25	1
51131B	Washer, clamp to handbrake bracket	26	2
50811N	Nut, clamp to handbrake bracket	27	2
204120	Clip, handbrake cable to axle	28	2
51441B	Set screw, handbrake cable clip to rear axle	29	2
50811N	Nut, handbrake cable clip to rear axle	30	2
54844B	Clevis pin, handbrake cable clevis to handbrake lever	31	2
51132B	Washer, handbrake cable clevis to handbrake lever	32	2
53844B	Split pin, handbrake cable clevis to handbrake lever	33	2
217326	Cap, cable retention	1

Brakes



PART NO.	DESCRIPTION	ITEM	REMARKS	QTY.
BRAKES—Hydraulics, front				
212926	Master cylinder and servo assembly, brake	1		1
91723	Brake servo (less master cylinder)			1
91724	Repair kit, brake servo			1
	Sealing washer			1
	Valve mount			1
	Reaction disc			1
	Diaphragm			1
	Boot			1
	Valve rod and plunger			1
	Seal			1
	Bearing			1
	Retainer			1
	Filter			1
	Seal			1
91725	Master cylinder, (less brake servo)	2		1
91726	Repair kit, brake master cylinder			1
	Seal			1
	Cup (secondary)			1

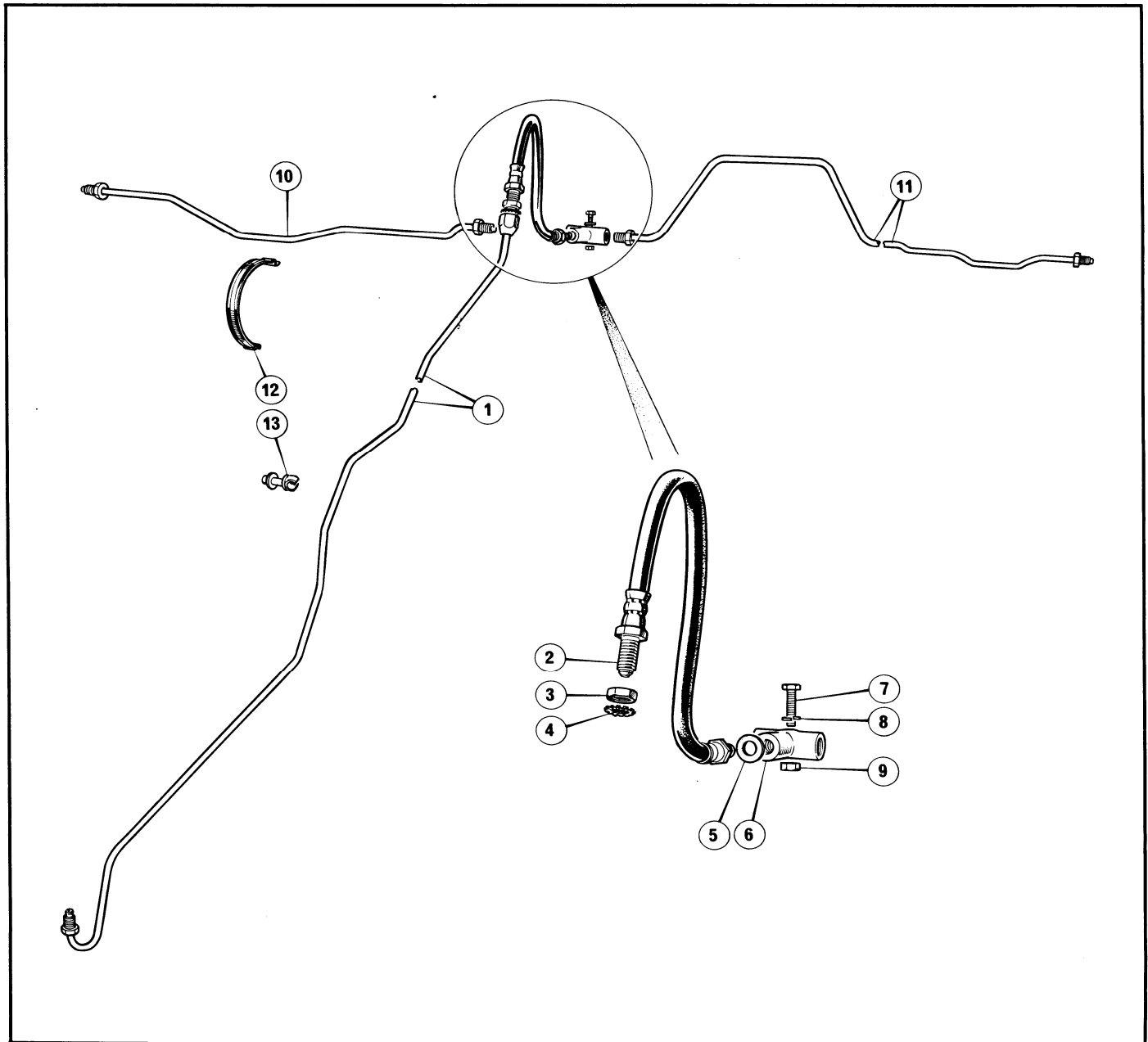


Brakes



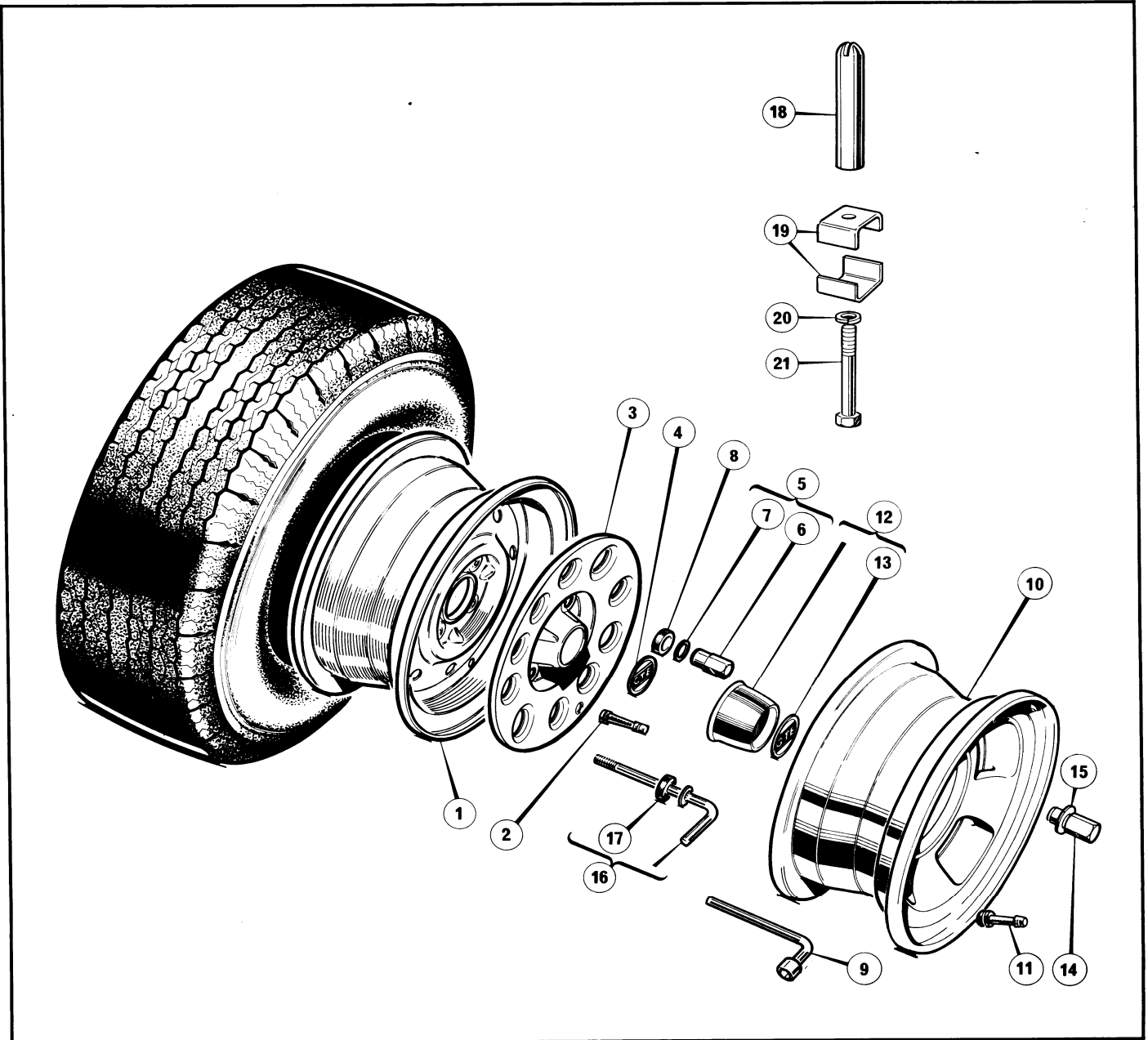
PART NO.	DESCRIPTION	ITEM	REMARKS	QTY.
BRAKES—Hydraulics, front (continued)				
	Seal reservoir			1
	Cup			1
	Cup			1
	Washer, piston			1
91760	Reservoir, brake master cylinder	3		1
91759	Screw, reservoir to brake master cylinder	4		2
20853	Filler cap, brake master cylinder reservoir	5		1
213398	Plug, brake master cylinder	6		1
51132B	Washer, brake servo to body	7		4
210323	Nut, brake servo to body	8		4
213008	Clevis, servo to brake pedal	9		1
50705B	Locknut, servo to brake pedal	10		1
213610	Gasket, brake servo to body			1
218294	Hose, vacuum, brake servo to engine	11		1
54762B	Clip, vacuum hose to servo and adaptor	12		2
212927	Failure sensitive pressure reducing valve (F.S.P.R.V.)	13		1
50046B	Bolt, F.S.P.R.V. to frame	14		1
51202B	Lockwasher, F.S.P.R.V. to frame	15		1
216967	Bundy, brake master cylinder to F.S.P.R.V. rear brakes	16		1
216969	Bundy, brake master cylinder to F.S.P.R.V. front brakes	17		1
216975	Bundy, F.S.P.R.V. to rear flexible hose	18		1
216971	Bundy, F.S.P.R.V. to RH front flexible hose	19		1
216973	Bundy, F.S.P.R.V. to LH front flexible hose	20		1
212938	Hose, brake, front flexible	21		2
213800	Bundy, front flexible hose to RH brake caliper	22		1
213801	Bundy, front flexible hose to LH brake caliper	23		1
212954	Locknut, front flexible brake hoses	24		4
212955	Washer, shakeproof, front flexible brake hose	25		4
13374	Clip, double, brake bundy to frame	26		2
19263	Clip, single, brake bundy to frame	27		2
26628	Switch, pressure failure warning	28		1
6825	'P' clip, brake servo vacuum hose to body	29		1
53171S	Screw, 'P' clip to body	30		1

Brakes



PART NO.	DESCRIPTION	ITEM	REMARKS	QTY.
BRAKES—Hydraulics, rear				
216975	Bundy, F.S.P.R.V. to rear flexible hose	1		1
212939	Hose, brake, rear flexible	2		1
50705B	Locknut, rear flexible brake hose	3		1
212955	Washer, shakeproof, rear flexible brake hose	4		1
20985	Gasket, rear flexible brake hose to three way	5		1
20299	Three way	6		1
51445B	Set screw, three way to rear axle	7		1
51201B	Lockwasher, three way to rear axle	8		1
50681B	Nut, three way to rear axle	9		1
212936	Bundy, three way to RH rear brake	10		1
212937	Bundy, three way to LH rear brake	11		1
5496	Clip, brake bundy to axle	12		2
19263	Clip, brake bundy to frame	13		8


Road Wheels



PART NO.	DESCRIPTION	ITEM	REMARKS	QTY.
----------	-------------	------	---------	------

ROAD WHEELS

210658	Wheel	1	5
208593	Valve	2	5
FG1839	Wheel trim	3	4
212250	Wheel badge GTE	4	4
216524	Wheel badge GTC		Pressed Steel Wheel	4
213435	Wheel nut assembly	5	16
206862	Wheel nut	6	16
209197	Washer	7	16
213434	Insulating washer	8	16
19298	Wheel brace	9	1
213440	Wheel	10	5
18882	Valve	11	5
213441	Centre cap	12	4
213451	Wheel badge, GTE	13	Alloy Wheel	4
216525	Wheel badge, GTC	4
213743	Wheel nut	14	16
213900	Washer, wheel nut	15	16
213464	Wheel brace	1

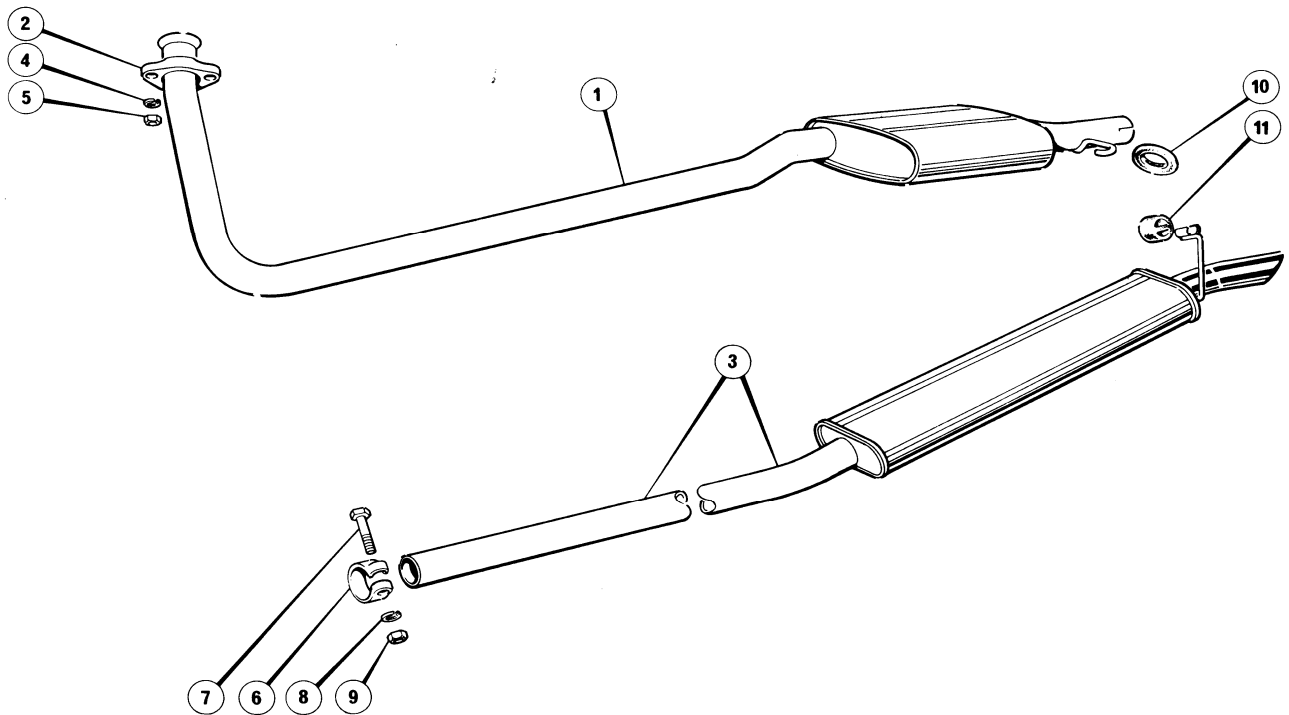


Road Wheels



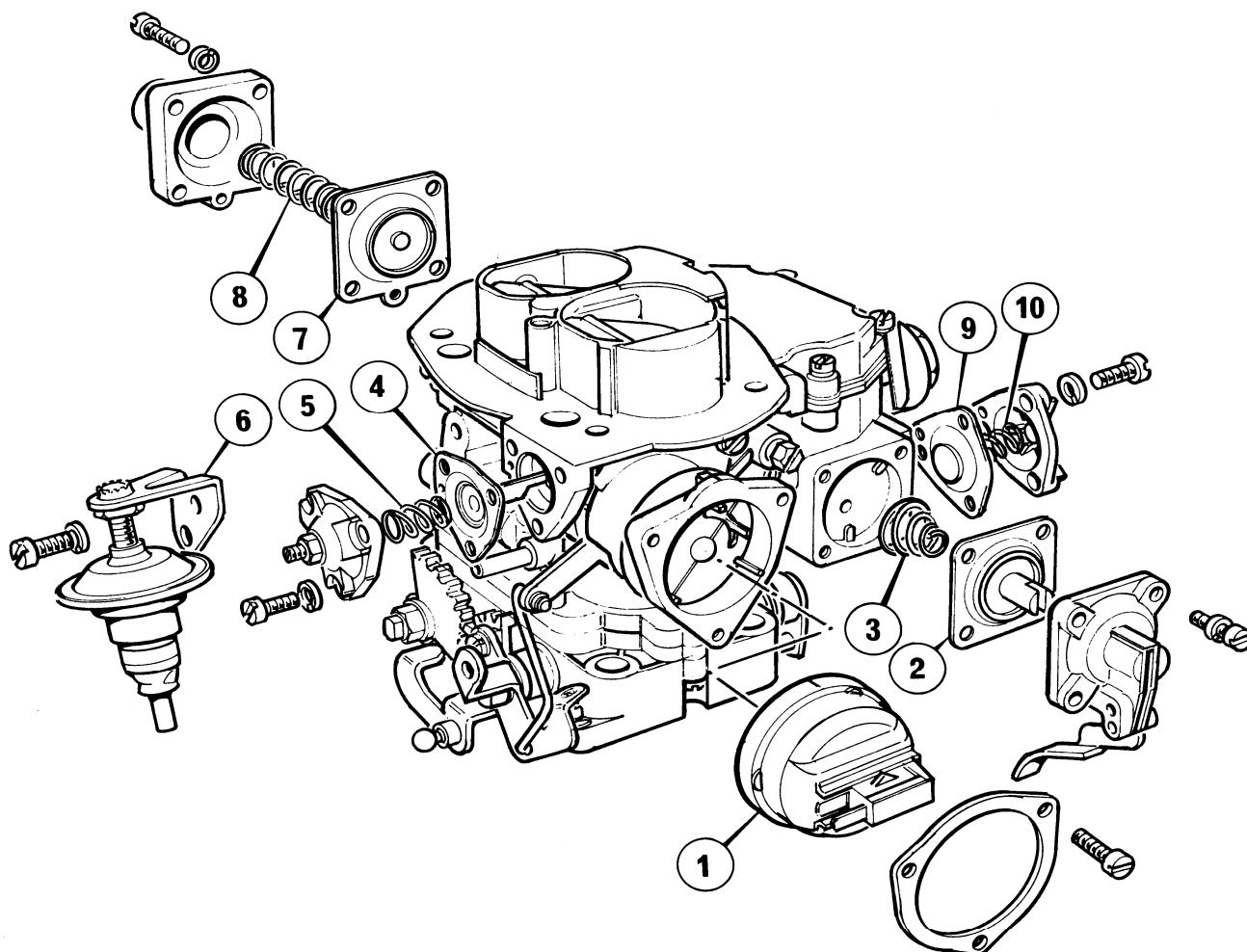
PART NO.	DESCRIPTION	ITEM	REMARKS	QTY.
ROAD WHEELS (continued)				
211976	'L' piece, spare wheel retaining	16	1
200523	Rubber washer, 'L' piece	17	1
217868	Peg, spare wheel locating.	18	1
211959	Bracket, spare wheel locating	19	2
51201B	Spring washer—peg and brackets to front, upper cross tube	20	1
50009B	Bolt—peg and brackets to front, upper cross tube	21	1

Exhaust System



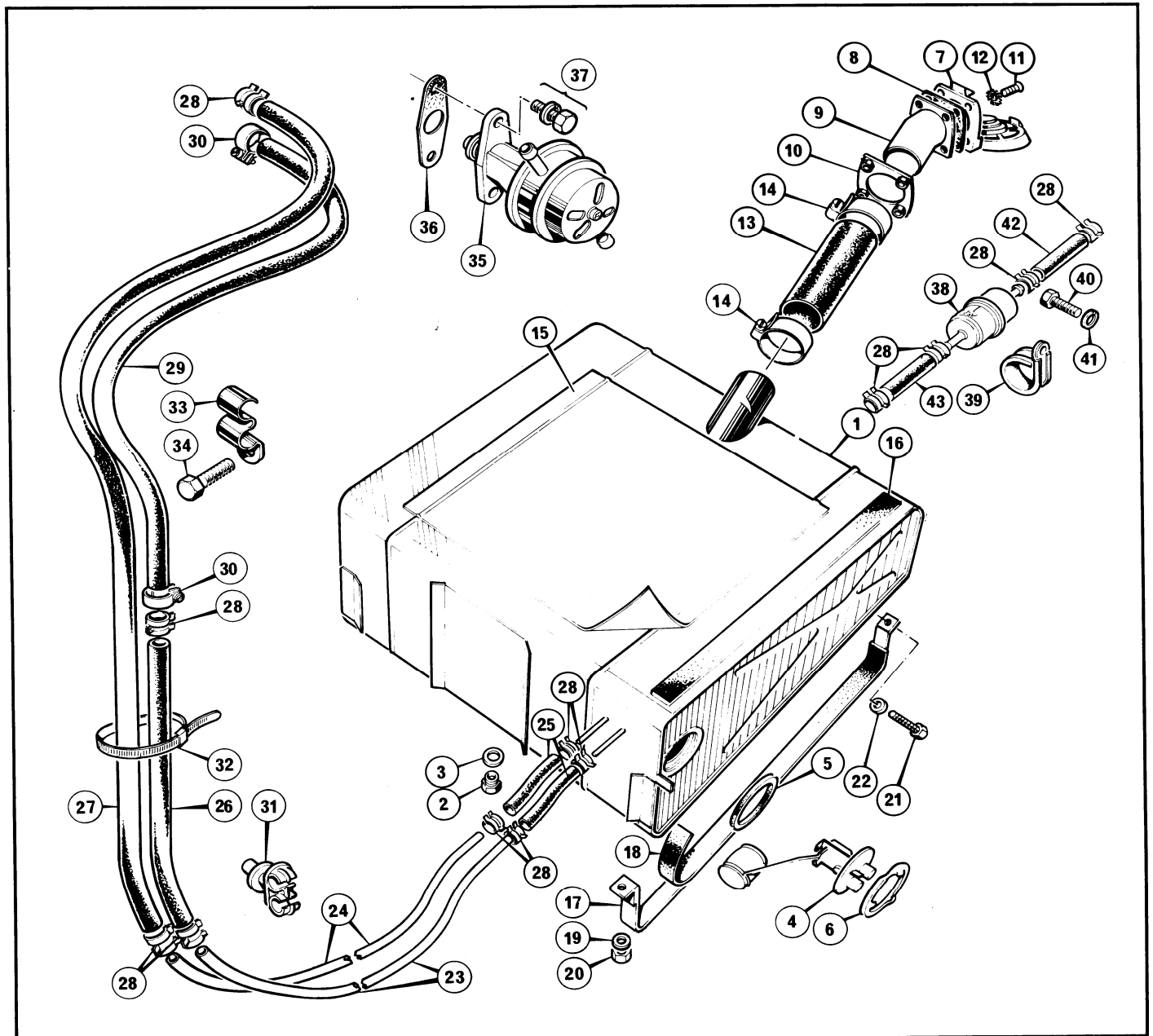
PART NO.	DESCRIPTION	ITEM	REMARKS	QTY.
EXHAUST SYSTEM				
216330	Downpipe and silencer <i>RA L.H.</i>	1		1
216331	Downpipe and silencer <i>LA R.H.</i>	1		1
N.S.P.	Clamp, downpipe to manifold	2		2
211464	Tailpipe and silencer	3		2
91989	Exhaust system fitting kit			1
51203B	Lockwasher, downpipe to manifold	4		4
50745	Nut, downpipe to manifold	5		4
206850	Clip, exhaust	6		2
50045B	Bolt, exhaust clip	7		2
51132B	Washer, exhaust clip	8		2
50812N	Nut, exhaust clip	9		2
24280	Flexible mounting 'O' ring	10		4
24281	Flexible mounting 'O' ring	11		2

Fuel System



PART NO.	DESCRIPTION	ITEM	REMARKS	QTY.
FUEL SYSTEM—Carburettor				
92519	Carburettor — overdrive.		6072155.	1
92520	Carburettor — automatic.		6072158.	1
N.S.P.	Electronic choke control.	1		1
92653	Diaphragm, accelerator pump.	2	6063187.	1
92654	Spring, diaphragm.	3	1518763.	1
92655	Diaphragm, valve cover.	4	6058050.	1
92656	Spring, valve cover.	5	6038304.	1
92657	Dashpot.	6	6078553.	1
92658	Diaphragm, anti-stall device.	7	6038316.	1
92659	Spring, diaphragm.	8	6038317.	1
92660	Diaphragm, enrichment valve.	9	1539244.	1
92661	Spring, enrichment valve, manual.	10	1518779.	1
92656	Spring, enrichment valve, automatic.		6038304.	1

Fuel System



PART NO.	DESCRIPTION	ITEM	REMARKS	QTY.
FUEL SYSTEM—Fuel tank, pipes and pump				
213411	Fuel tank assembly	1		1
1298	Drain plug, fuel tank	2		1
51328	Washer, drain plug	3		1
212651	Tank unit c/w level indicator sensor unit	4		1
18287	Sealing ring, fuel tank unit	5		1
18288	Locking ring, fuel tank unit	6		1
211474	Cap filler, fuel tank	7		1
212902	Gasket, fuel tank filler cap	8		1
211415	Filler neck, fuel tank	9		1
211478	Backing plate, fuel filler cap and neck	10		1
52162D	Screw, fuel filler cap and neck	11		4
52151B	Lockwasher, fuel filler cap and neck	12		4
216563	Hose, fuel tank to filler neck	13		1
54771B	Clip, fuel filler hose	14		2
212546	Insulation, fuel tank to body	15		1
210671	Insulation, fuel tank to frame	16		2
211420	Strap fuel tank fixing	17		2
210672	Insulation, fuel tank strap	18		2

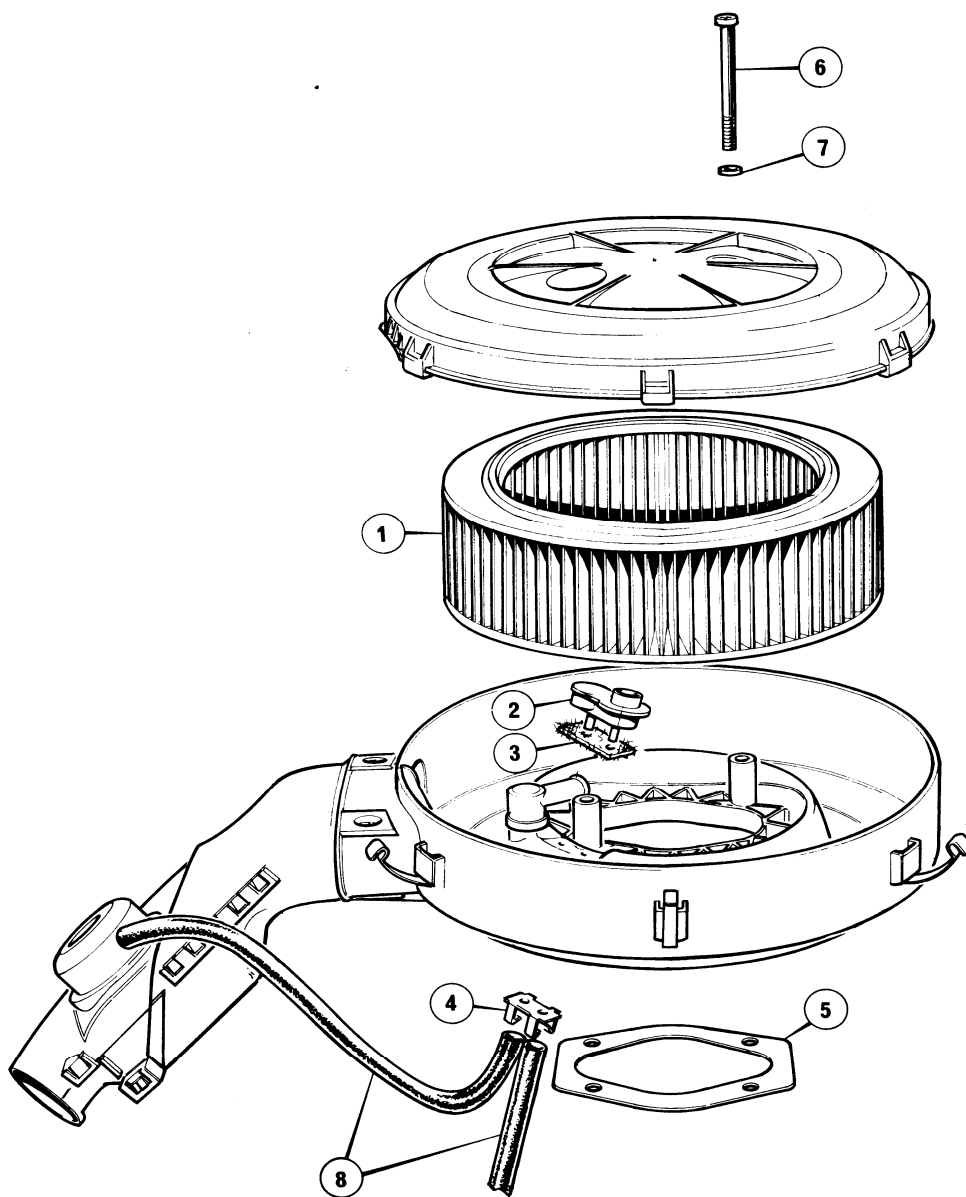


Fuel System



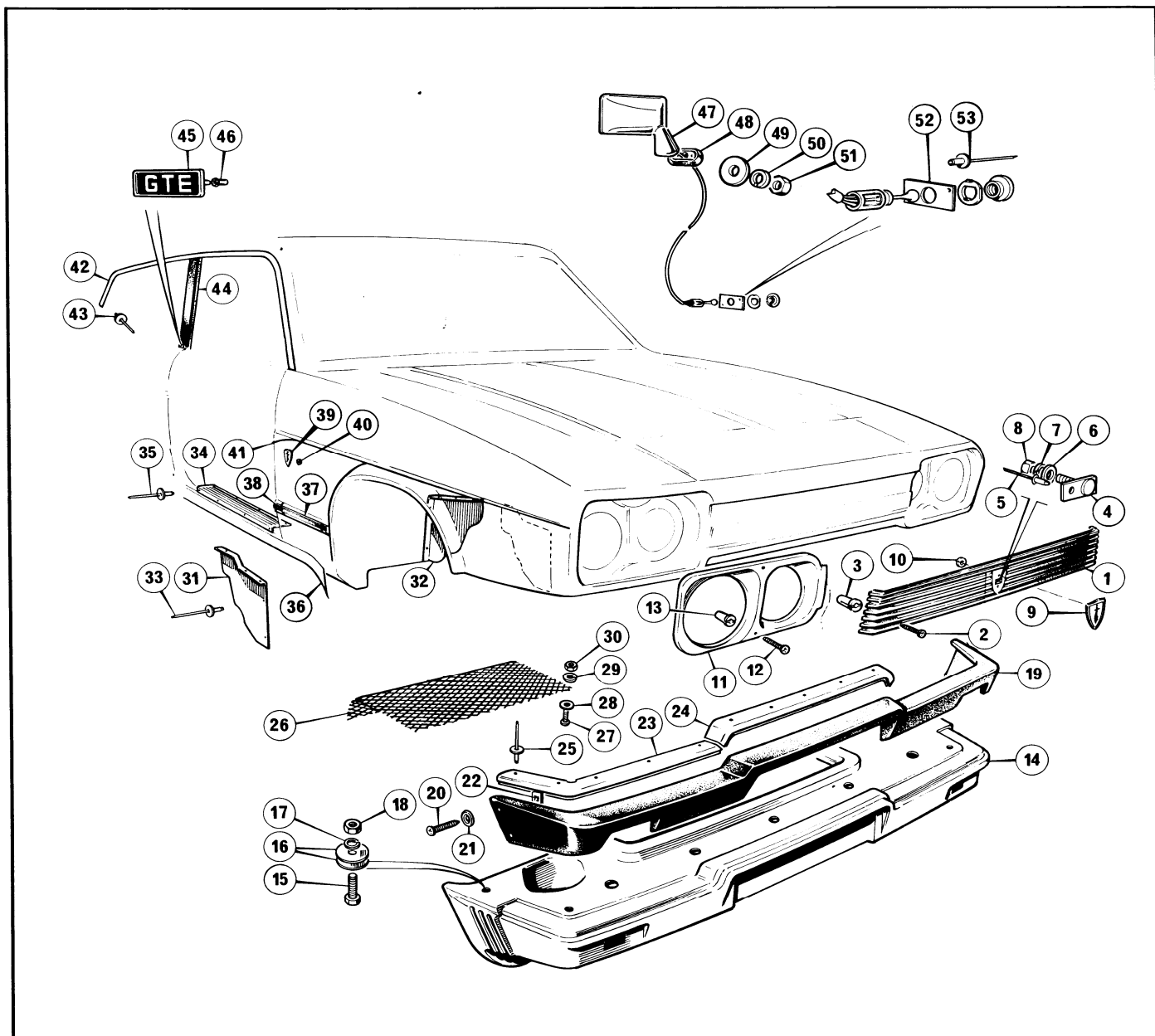
PART NO.	DESCRIPTION	ITEM	REMARKS	QTY.
FUEL SYSTEM—Fuel tank, pipes and pump				
51132B	Washer, fuel tank, front	19	2
50812N	Nut, fuel tank front	20	2
51482B	Set screw fuel tank rear	21	2
51202B	Lockwasher, fuel tank rear	22	2
211885	Pipe, fuel feed flexible	23	1
211885	Pipe, fuel return flexible	24	1
211883	Hose connector, fuel flexible pipes to tank	25	Up to chassis no. SCD190155AF005494 (GTE) SCD200365AE000303 (GTC)	2
211883	Hose connector, fuel return flexible pipe to tank		From chassis no. SCD190155AF005495 (GTE) SCD200365AE000304 (GTC)	1
207402	Hose, fuel feed flexible pipe to fuel pump	26	1
216977	Hose, fuel return flexible pipe to carburettor	27	1
211911	Clip, flexible pipes and hoses securing	28	8
92552	Hose, fuel pump to carburettor	29	0710123	1
90912	Clip, hose securing	30	1517544	2
212989	Clip, flexible pipe to frame	31	8
27824	Cable strap, hose coupling	32	1
92551	Clip, hose support	33	6051800	1
92336	Bolt, clip securing	34	1461203	1
92569	Fuel pump	35	6038860	1
92570	Gasket, fuel pump	36	1583990	1
92571	Bolt and lockwasher	37	1471572	2
217992	In-line filter	38	from chassis no.	1
217993	Clip filter to frame	39	SCD190155AF005495 (GTE)	1
51484B	Set screw, filter to frame	40	SCD200365AE000304 GTC)	1
51202B	Lockwasher, filter to frame	41	1
210189	Hose, tank to filter	42	1
217994	Hose, filter to fuel feed flexible pipe	43	1

Fuel System



PART NO.	DESCRIPTION	ITEM	REMARKS	QTY.
FUEL SYSTEM—Air cleaner				
92526	Air cleaner		6059480.....	1
92527	Element, air cleaner.....	1	6049487.....	1
92528	Sensor	2	6036430.....	1
92529	Gasket, sensor	3	6036431.....	1
92530	Clip, sensor securing.....	4	1562900.....	1
92531	Gasket, air cleaner to carburettor	5	6049488.....	1
92532	Screw, air cleaner to carburettor.....	6	6052295.....	2
92533	Washer, air cleaner to carburettor.....	7	6049935.....	2
91768	Vacuum tube, air cleaner	8	0710112.....	2


Body



PART NO.	DESCRIPTION	ITEM	REMARKS	QTY.
----------	-------------	------	---------	------

BODY—Trim front

217248	Grille	1		1
53164T	Screw, grille to body	2		4
16043	Insert, grille to body	3		4
217425	Backing plate, grille to body	4		1
54168K	Rivet, backing plate to grille	5		1
8921	Washer, backing plate to grille	6		1
51200B	Lockwasher, backing plate to grille	7		1
50680B	Nut, backing plate to grille	8		1
217044	Badge, Scimitar emblem	9		1
209463	Clip, badge to body	10		2
FG1840	Bezel, RH headlamp	11		1
FG1841	Bezel, LH headlamp	12		1
53258S	Screw, bezel to body	13		4
16043	Insert, bezel to body	14		4
216832	Panel, front bumper mounting	15		1
51486B	Set screw, panel to body	16		9
CW300	Coachwasher, panel to body	17		18
51202B	Lockwasher, panel to body	18		9
50682B	Nut, panel to body			9

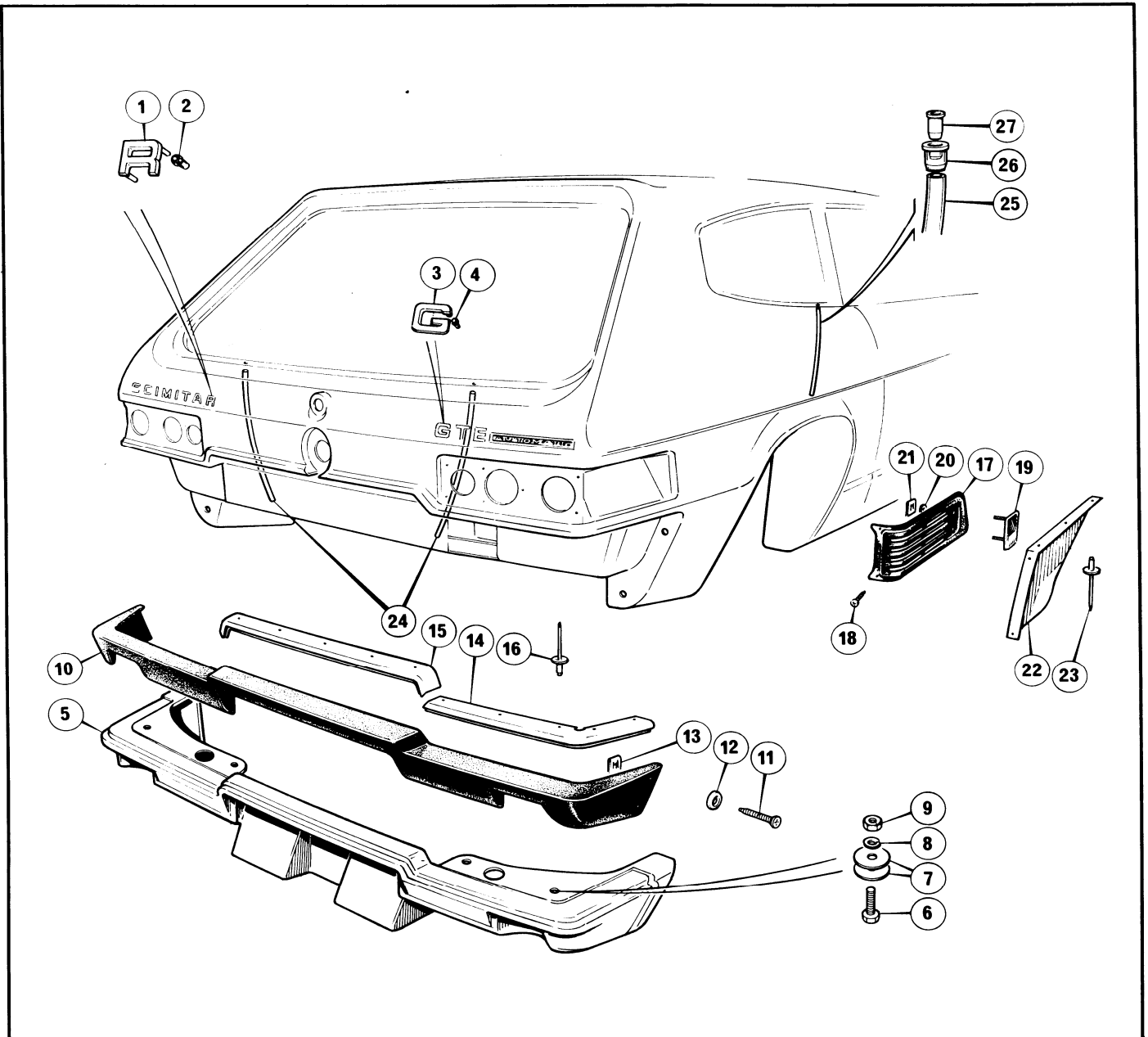


Body




PART NO.	DESCRIPTION	ITEM	REMARKS	QTY.
BODY—Trim front (continued)				
211344	Bumper, front	19		1
53258T	Screw, bumper to panel	20		12
54568	Cupwasher, bumper to panel	21		12
3612	Clip, bumper to panel	22		12
211526	Trim panel RH, front bumper	23		1
211527	Trim panel LH, front bumper			1
211528	Trim panel centre, front bumper	24		1
54176	Rivet, trim panel to mounting panel	25		15
212494	Mesh, lower air intake	26		1
52126B	Screw, mesh to body	27		5
8921	Washer, mesh to body	28		5
51200B	Lockwasher, mesh to body	29		5
50680B	Nut, mesh to body	30		5
FG1828	Blanking panel, RH front, wheel arch	31		1
FG1829	Blanking panel, LH front, wheel arch			1
FG1830	Blanking panel, RH rear, wheel arch	32		1
FG1831	Blanking panel, LH rear, wheel arch			1
54185N	Rivet, blanking panel to body	33		22
210544	Step plate, RH door	34		1
210543	Step plate, LH door			1
54216M	Rivet, step plate to body	35		16
217249	Protector strip, sill	36		2
217448	Kit, body side mouldings			1
217450	Front moulding			2
217453	Door moulding			2
217451	Rear moulding			2
217454	End cap			2
217455	End cap			2
217456	End cap			4
217457	End cap			4
216982	Kit, body side mouldings			1
216983	Front moulding	37		2
216985	Door moulding			2
216986	Rear moulding			2
217246	End cap, RH front, LH rear	38		2
217247	End cap, LH front, RH rear			2
217430	End cap, square			8
208983	Badge, body side	39	GTE only	2
209463	Clip, badge to body	40		4
217250	Coach line, body side	41	Black	2
217345	Coach line, body side		Silver	2
217346	Coach line, body side		Beige	2
211777	Drip channel RH	42		1
211778	Drip channel LH			1
54218K	Rivet, drip channel to body	43		42
211815	Cover, RH 'B' post	44	GTE only	1
211816	Cover, LH 'B' post		GTE only	1
212246	Badge GTE 'B' post trim	45	GTE only	2
209463	Clip, 'B' post badge	46	GTE only	4
213227	Mirror, remote control, RH exterior	47		1
213504	Mirror, remote control, LH exterior		Optional extra	1
213285	Pad, RH exterior mirror	48		1
213448	Pad, LH exterior mirror		Optional extra	1
CW200	Coachwasher, mirror to door	49		2
51201B	Lockwasher, mirror to door	50		2
58872B	Nut, mirror to door	51		2
213238	Retaining plate, mirror adjuster	52		1
54169K	Rivet, plate to door	53		1
215794	Kit, exterior mirror, electrically operated			1
215795	Mirror RH			1
215796	Mirror LH			1
215797	Harness, main control			1
211954	Change over switch			1
215798	Harness, change over switch			1
215800	Control switch			1
215799	Harness, control switch		See optional extras	1
215309	Mounting pad, RH mirror to door		Section W6	1
215308	Mounting pad, LH mirror to door			1
CW200	Coachwasher, mirror to door			2
58962B	Lockwasher, mirror to door			2
58872B	Nut, mirror to door			2
3874	'P' clip, main harness securing			2
27699	'P' clip, switch harness securing			2
53171B	Screw, 'P' clip securing			2

Body



PART NO.	DESCRIPTION	ITEM	REMARKS	QTY.
BODY—Trim—rear (GTE)				
208970	Set of 'Scimitar' letters			1
208971	Letter S			1
208972	Letter C			1
208973	Letter I			2
208974	Letter M			1
208975	Letter T			1
208976	Letter A			1
208977	Letter R	1		1
209463	Clip, letters to body	2		16
208980	Set of 'GTE' letters			1
208981	Letter G	3		1
208975	Letter T			1
208982	Letter E			1
209463	Clip, letters to body	4		6
FG1925	Mounting panel, rear bumper	5		1
51486B	Set screw, mounting panel to body	6		8
CW300	Coachwasher, mounting panel to body	7		16
51202B	Lockwasher, mounting panel to body	8		8

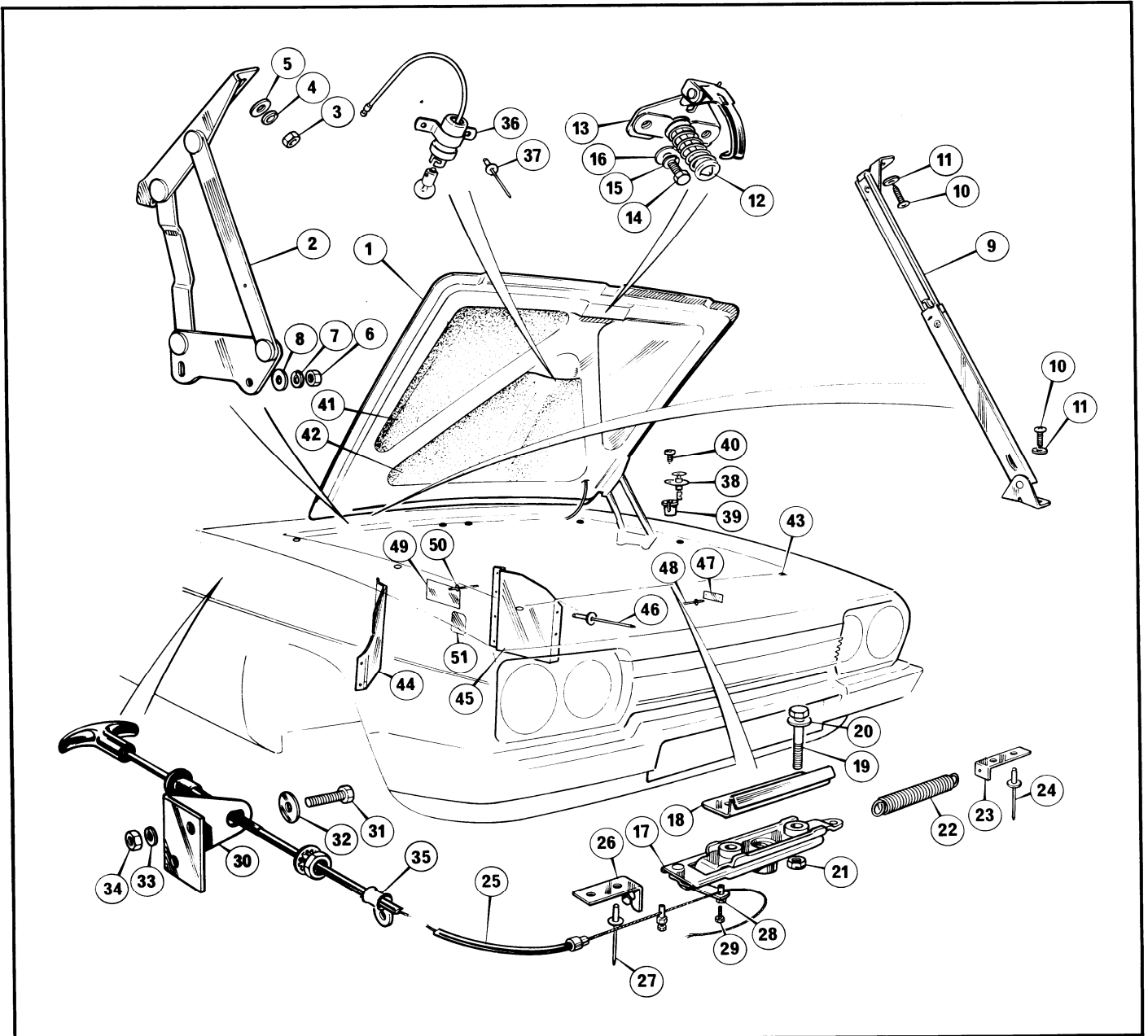


Body



PART NO.	DESCRIPTION	ITEM	REMARKS	QTY.
BODY—Trim—rear (GTE) (continued)				
50682B	Nut, mounting panel to body	9	8
213592	Bumper, rear	10	1
53258T	Screw, bumper to mounting panel	11	12
54568	Cupwasher, bumper to mounting panel	12	12
3612	Clip, bumper to mounting panel	13	12
211259	Trim panel RH, bumper	14	1
211530	Trim panel LH, bumper	1
211528	Trim panel centre, bumper	15	1
54176	Rivet, trim panels to mounting panel	16	15
211817	Air extraction panel RH	17	1
211818	Air extraction panel LH	1
53162T	Screw, air extraction panel to body	18	8
212211	Reflector, air extraction panel	19	Amber	2
8921	Washer, reflector to air extraction panel	20	4
212495	Clip, reflector to air extraction panel	21	4
FG1837	Blanking panel, wheelarch RH	22	1
FG1838	Blanking panel, wheelarch LH	1
54185M	Rivet, panels to body	23	10
207879	Tube, water drain rear window	24	4
213752	Tube, water drain, rear quarterlight	25	2
213749	Grommet, rear quarterlight drain tube	26	2
213750	Grommet, locking rear quarterlight drain tube	27	2


Body



PART NO.	DESCRIPTION	ITEM	REMARKS	QTY.
----------	-------------	------	---------	------

BODY—Bonnet

211903	Bonnet lid	1	1
211500	Hinge RH, bonnet lid	2	1
211501	Hinge LH, bonnet lid	2	1
50682B	Nut, hinge to bonnet lid	3	4
51202B	Lockwasher, hinge to bonnet lid	4	4
51132B	Washer, hinge to bonnet lid	5	4
50682B	Nut, hinge to body	6	4
51202B	Lockwasher, hinge to body	7	4
51132B	Washer, hinge to body	8	4
202948	Stay, bonnet lid support	9	1
53171S	Screw, support stay to bonnet lid and body	10	4
51130B	Washer, support stay to bonnet lid and body	11	4
206620	Striker and safety catch assembly, bonnet lid	12	1
210053	Striker, bonnet lid	12	1
210054	Safety, catch bonnet lid	13	1
51441B	Set screw, striker and catch to bonnet	14	2
51201B	Lockwasher, striker and catch to bonnet	15	2
51131B	Washer, striker and catch to bonnet	16	2

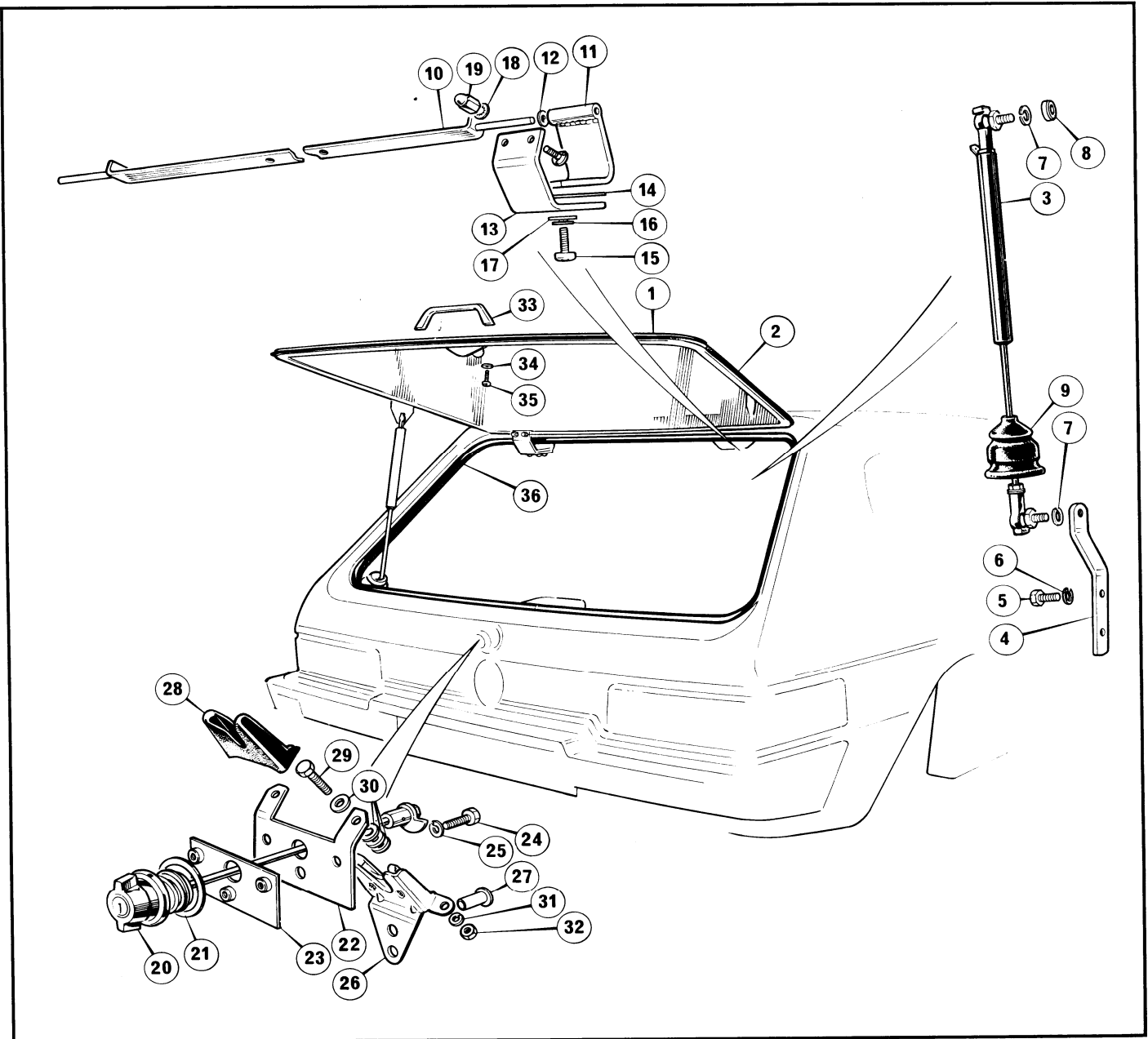


Body



PART NO.	DESCRIPTION	ITEM	REMARKS	QTY.
BODY—Bonnet (continued)				
206621	Locking mechanism, bonnet	17		1
207691	Catch plate, bonnet lock.	18		1
50003B	Bolt, bonnet locking mechanism and catch plate to body	19		2
51131B	Washer, bonnet locking mechanism and catch plate to body	20		2
51001B	Nut, bonnet locking mechanism and catch plate to body.	21		2
206622	Spring, bonnet lock return	22		1
206618	Bracket, retaining bonnet lock return spring	23		1
54183K	Rivet, bonnet lock spring retaining bracket to body	24		2
209355	Cable, bonnet release	25		1
206619	Bracket, bonnet release cable abutment	26		1
54183K	Rivet, bonnet release cable bracket to body.	27		2
206348	Nipple, bonnet release cable to locking mechanism	28		1
204699	Pin, locking bonnet release cable nipple to locking mechanism.	29		1
203347	Bracket, bonnet release cable mounting	30		1
51442B	Set screw, bonnet release cable mounting bracket to body.	31		2
CW200	Coachwasher, bonnet release cable mounting bracket to body	32		2
51201B	Lockwasher, bonnet release cable mounting bracket to body.	33		2
50681B	Nut, bonnet release cable mounting bracket to body	34		2
7814	'P' clip, bonnet release cable	35		1
205569	Lamp, bonnet	36		1
54168K	Rivet, lamp to body.	37		2
213884	Switch, bonnet lamp.	38		1
16043	Insert, screw, bonnet lamp switch to body	39		1
53172S	Screw, bonnet lamp switch to body	40		1
211906	Insulation, bonnet sides	41		2
211907	Insulation, bonnet centre	42		1
18839	Buffer, bonnet lid to body	43		8
212699	Heat shield, RH manifold	44		1
212619	Heat shield, LH manifold	45		1
54170K	Rivet, heat shields to body	46		13
213892	Identification plate, body number	47		1
54169K	Rivet, identification plate to body	48		2
216807	Vehicle identification number (V.I.N.) plate.	49		1
54168K	Rivet, V.I.N. plate to body	50		4
213818	'E' Mark approval plate	51		1


Body



PART NO.	DESCRIPTION	ITEM	REMARKS	QTY.
BODY—Rear window (GTE)				
218197	Window, rear heated	1	1
218320	Window, rear, heated and tinted	1	1
91710	Seal, rear window	2	1
211318	Damper, rear window	3	2
211933	Bracket, rear window damper	4	2
51441B	Set screw, rear window damper bracket to body	5	4
51201B	Lockwasher, rear window damper bracket to body	6	4
22967	Lockwasher, rear window damper to bracket	7	4
210522	Spacer, rear window damper	8	2
212676	Gaiter, damper	9	2
211870	Hinge assembly, rear window	1
211596	Plate, rear window hinge mounting	10	1
206889	Arm, RH pivot, rear window hinge	11	1
207362	Arm, LH pivot, rear window hinge	1
51131L	Washer, rear window hinge pivot arm to housing plate	12	2
206893	Arm, RH adjuster, rear window hinge	13	1
206892	Arm, LH adjuster, rear window hinge	1
208004	Packing rear window hinge	14	A.R.

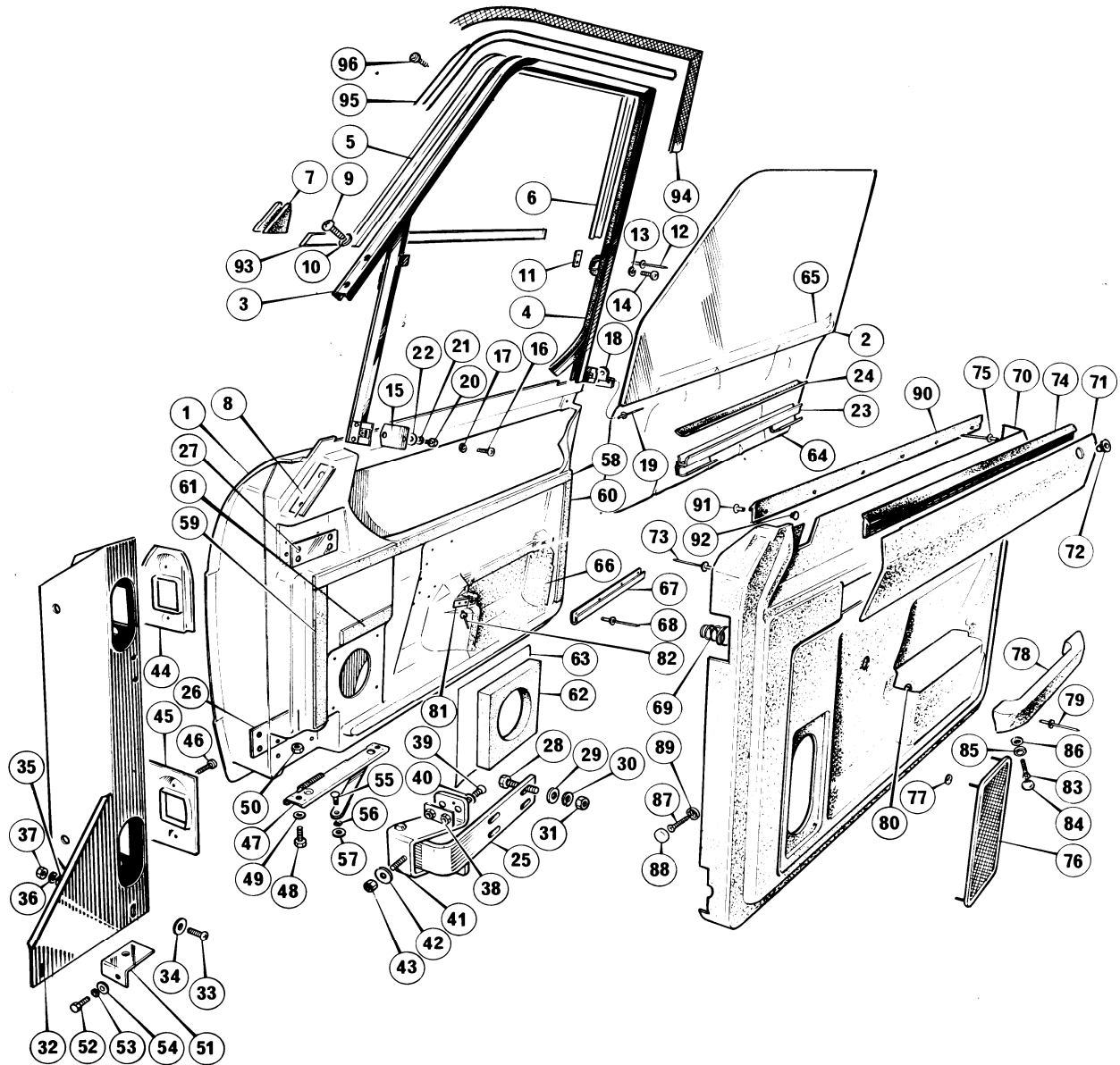


Body



PART NO.	DESCRIPTION	ITEM	REMARKS	QTY.
BODY—Rear window (GTE) (continued)				
52161D	Set screw, rear window hinge adjuster arm to pivot arm	15	6
51241B	Lockwasher, rear window hinge adjuster arm to pivot arm	16	6
51131B	Washer, rear window hinge adjuster arm to pivot arm	17	6
51440B	Screw, rear window to hinge	4
51241B	Lockwasher, rear window to hinge	18	4
206739	Nut, rear window to hinge	19	4
211675	Lock, rod and cam assembly, rear window	20	1
209618	Seal, rod and cam to body, rear window lock	21	1
7597	Key, rear window lock		Quote Serial No.	2
206679	Bracket, rear window catch mounting	22	1
206680	Plate, rear window catch mounting bracket backing	23	1
51443B	Set screw, rear window catch mounting bracket to backing plate	24	3
51201B	Lockwasher, rear window catch mounting bracket to backing plate	25	3
206941	Catch, rear window	26	1
211141	Insert, centre hole, rear window catch	27	1
212239	Cover, rear window catch	28	1
51443B	Set screw, rear window catch to mounting bracket	29	2
51131B	Washer, rear window catch to mounting bracket	30	8
51201B	Lockwasher, rear window catch to mounting bracket	31	2
50681B	Nut, rear window catch to mounting bracket	32	2
91653	Handle, rear window	33	Up to chassis no. SCD190158AF005500	1
218196	Handle, rear window		From chassis no. SCD190158AF005501	1
	Lockwasher, handle to rear window	34	2
91654	Screw, handle to rear window	35	2
211922	Seal, rear window aperture	36	1
213502	Anti rattle block, rear window lock striker pin	1


Body



PART NO.	DESCRIPTION	ITEM	REMARKS	QTY.
----------	-------------	------	---------	------

BODY—Side door—shell and trim

212842	Door, RH side	1	1
211875	Door, LH side	1
213283	Door, RH side, GTE	}	For use with remote	1
213284	Door, LH side, GTE		controlled exterior mirror ..	1
215876	Door, RH side, GTE		For use with electrically	1
215877	Door, LH side, GTE		operated exterior mirror ...	1
217319	Door, RH side, GTC	}	For use with remote	1
217320	Door, LH side, GTC		controlled exterior mirror ..	1
217321	Door, RH side, GTC		For use with electrically	1
217322	Door, LH side, GTC		operated exterior mirror ...	1
211508	Drop glass	2	1
211509	Drop glass, tinted	1
211656	Frame, RH drop glass	3	1
211657	Frame, LH drop glass	1
211794	Silent channel, drop glass frame	4	2
211658	Trim strip, top, RH frame	5	GTE	1
211659	Trim strip, top, LH frame		GTE	1
211660	Trim strip, side, RH frame	6	GTE	1




Body



PART NO.	DESCRIPTION	ITEM	REMARKS	QTY.
BODY—Side door—shell and trim (continued)				
211661	Trim strip, side, LH frame.		GTE.	1
211713	Corner filler—drop glass frame	7		2
211662	Tapping plate, front of frame to door	8		2
52206Q	Screw, front of frame to door	9		4
51252Q	Lockwasher, front of frame to door	10		4
211593	Backing plate, upper drop glass frame to door	11		4
54169K	Rivet, frame backing plate to door	12		4
51200B	Lockwasher, upper frame to door	13		4
52122B	Screw, upper frame to door front	14		2
52124B	Screw, upper frame to door rear			2
211574	Bracket, frame to door, lower front.	15		2
52160B	Screw, lower front frame bracket to door	16		2
51201B	Lockwasher, lower front frame bracket to door.	17		2
211576	Bracket, frame to door, lower rear	18		2
54185K	Rivet, lower rear frame bracket to door	19		4
52123B	Screw, frame to lower brackets.	20		4
51200B	Lockwasher, frame to lower brackets.	21		4
8921	Washer, frame to lower brackets.	22		4
211535	Channel, window regulator	23		2
5489	Insulation, window regulator channel to drop glass	24		2
211516	Hinge, side door	25		4
211523	Backing plate, hinge to side door	26		4
211522	Friction pad, hinge to side door	27		4
51488B	Set screw, hinge to side door.	28		16
51132B	Washer, hinge to side door	29		16
51202B	Lockwasher, hinge to side door	30		16
50682B	Nut, hinge to side door	31		16
211390	Stiffener, RH 'A' post	32		1
211391	Stiffener, LH 'A' post			1
51444B	Set screw, 'A' post stiffener to body.	33		4
CW200	Coachwasher, 'A' post stiffener to body	34		4
51131B	Washer, 'A' post stiffener to body	35		4
51201B	Lockwasher, 'A' post stiffener to body.	36		4
50861B	Nut, 'A' post stiffener to body	37		4
14427	Backing plate, side door hinge to body.	38		8
51924B	Set screw, side door hinge to body.	39		16
8844	Lockwasher, side door hinge to body	40		16
51924B	Set screw, hinge to 'A' post stiffener	41		2
CW300	Coachwasher, hinge to 'A' post stiffener	42		2
51002B	Nut, hinge to 'A' post stiffener	43		2
FG1817	Cover panel, side door hinge aperture, upper RH	44		1
FG1850	Cover panel, side door hinge aperture, upper LH			1
FG1851	Cover panel, side door hinge aperture, lower RH	45		1
FG1852	Cover panel, side door hinge aperture, lower LH.			1
53171B	Screw, cover panel to hinge.	46		8
211604	Checkstrap, RH door	47		1
211605	Checkstrap, LH door.			1
51442B	Screw, checkstrap to door.	48		4
51131B	Washer, checkstrap to door.	49		4
51001B	Nut, checkstrap to door	50		4
211398	Bracket, RH door checkstrap.	51		1
211399	Bracket, LH door checkstrap			1
51442B	Set screw, checkstrap bracket to 'A' post stiffener.	52		2
51201B	Lockwasher, checkstrap bracket to 'A' post stiffener.	53		2
CW200	Coachwasher, checkstrap bracket to 'A' post stiffener	54		2
211666	Pin, checkstrap to body	55		1
211668	Starlock, washer, checkstrap to body	56		2
CW300	Coachwasher, checkstrap to body	57		2
213787	Sealing strip, casing panel to door, top	58		2
213788	Sealing strip, casing panel to door, front	59		2
213789	Sealing strip, casing panel to door, rear	60		2
213790	Sealing strip, radio speaker	61		2
212504	Insulation, radio speaker.	62		2
213793	Waterproof panel, radio speaker	63		2
213792	Waterproof panel, drop glass.	64		2
213794	Tape panel to drop glass, 34" long	65		2
216443	Cover, door casing pocket	66	Blue	2
216444	Cover, door casing pocket		Black	2
216445	Cover, door casing pocket		Tan	2
216446	Cover, door casing pocket		Chocolate.	2
211878	Retaining strip, door casing	67	Blue	2
216441	Retaining strip, door casing		Black	2
211879	Retaining strip, door casing		Tan	2

Body

PART NO.	DESCRIPTION	ITEM	REMARKS	QTY.
BODY—Side door—shell and trim (continued)				
216442	Retaining strip, door casing		Chocolate	2
54169K	Rivet, retaining strip to door	68	8
209178	Spring, door casing board	69	Manual window	2
213267	Door casing, lower RH	70	Blue ABS	1
213268	Door casing, lower LH		Blue ABS	1
213931	Door casing, lower RH		Black ABS	1
213932	Door casing, lower LH		Black ABS	1
213269	Door casing, lower RH		Tan ABS	1
213270	Door casing, lower LH		Tan ABS	1
213933	Door casing, lower RH		Chocolate ABS	1
213934	Door casing, lower LH		Chocolate ABS	1
216062	Door casing, upper RH	71	Blue ABS	1
216063	Door casing, upper LH		Blue ABS	1
216064	Door casing, upper RH		Black ABS	1
216065	Door casing, upper LH		Black ABS	1
216066	Door casing, upper RH		Tan ABS	1
216067	Door casing, upper LH		Tan ABS	1
216068	Door casing, upper RH		Chocolate ABS	1
216069	Door casing, upper LH		Chocolate ABS	1
211869	Grommet, internal locking link	72	2
54170K	Rivet, upper to lower casing	73	14
211677	Weatherstrip, inner	74	Chocolate nylon	2
54170K	Rivet, weatherstrip to door casing	75	14
212991	Grille, loudspeaker	76	Blue trim	2
215998	Grille, loudspeaker		Black trim	2
212992	Grille, loudspeaker		Tan trim	2
212717	Clip, grille to casing	77	8
215999	Arm rest RH	78	Blue nylon	1
216000	Arm rest LH		Blue nylon	1
216001	Arm rest RH		Black nylon	1
216002	Arm rest LH		Black nylon	1
216003	Arm rest RH		Tan nylon	1
216004	Arm rest LH		Tan nylon	1
216005	Arm rest RH		Chocolate nylon	1
216006	Arm rest LH		Chocolate nylon	1
216033	Arm rest RH		Blue leather	1
216034	Arm rest LH		Blue leather	1
216007	Arm rest RH		Black leather	1
216008	Arm rest LH		Black leather	1
213281	Arm rest RH		Tan leather	1
213282	Arm rest LH		Tan leather	1
216009	Arm rest RH		Chocolate leather	1
216010	Arm rest LH		Chocolate leather	1
218148	Arm rest RH		Blue nylon	1
218149	Arm rest LH		Blue nylon	1
218150	Arm rest RH		Black nylon	1
218151	Arm rest LH		Black nylon	1
218152	Arm rest RH		Tan nylon	1
218153	Arm rest LH		Tan nylon	1
218154	Arm rest RH		Chocolate nylon	1
218155	Arm rest LH		Chocolate nylon	1
218156	Arm rest RH		Blue leather	1
218157	Arm rest LH		Blue leather	1
218158	Arm rest RH		Black leather	1
218159	Arm rest LH		Black leather	1
218160	Arm rest RH		Tan leather	1
218161	Arm rest LH		Tan leather	1
218162	Arm rest RH		Chocolate leather	1
218163	Arm rest LH		Chocolate leather	1
213819	Rivet, arm rest to casing panel	79	4
54168K	Rivet, arm rest to casing panel	6
51145B	Washer, arm rest to casing panel	80	6
211738	Backing plate, arm rest to door	81	4
54169K	Rivet, backing plate to door	82	Chocolate	8
51850B	Screw, arm rest to door	83	4
215377	Snapcap, screw, arm rest to door	84	Blue trim	4
215378	Snapcap, screw, arm rest to door		Black trim	4
215379	Snapcap, screw, arm rest to door		Tan trim	4
215323	Snapcap, screw, arm rest to door		Chocolate trim	4
215375	Washer, snapcap, arm rest to door	85	4
51130B	Washer, arm rest to door	86	Chocolate	4
53162S	Screw, door casing to door	87	14
215381	Snapcap, screw, door casing to door	88	Blue trim	14

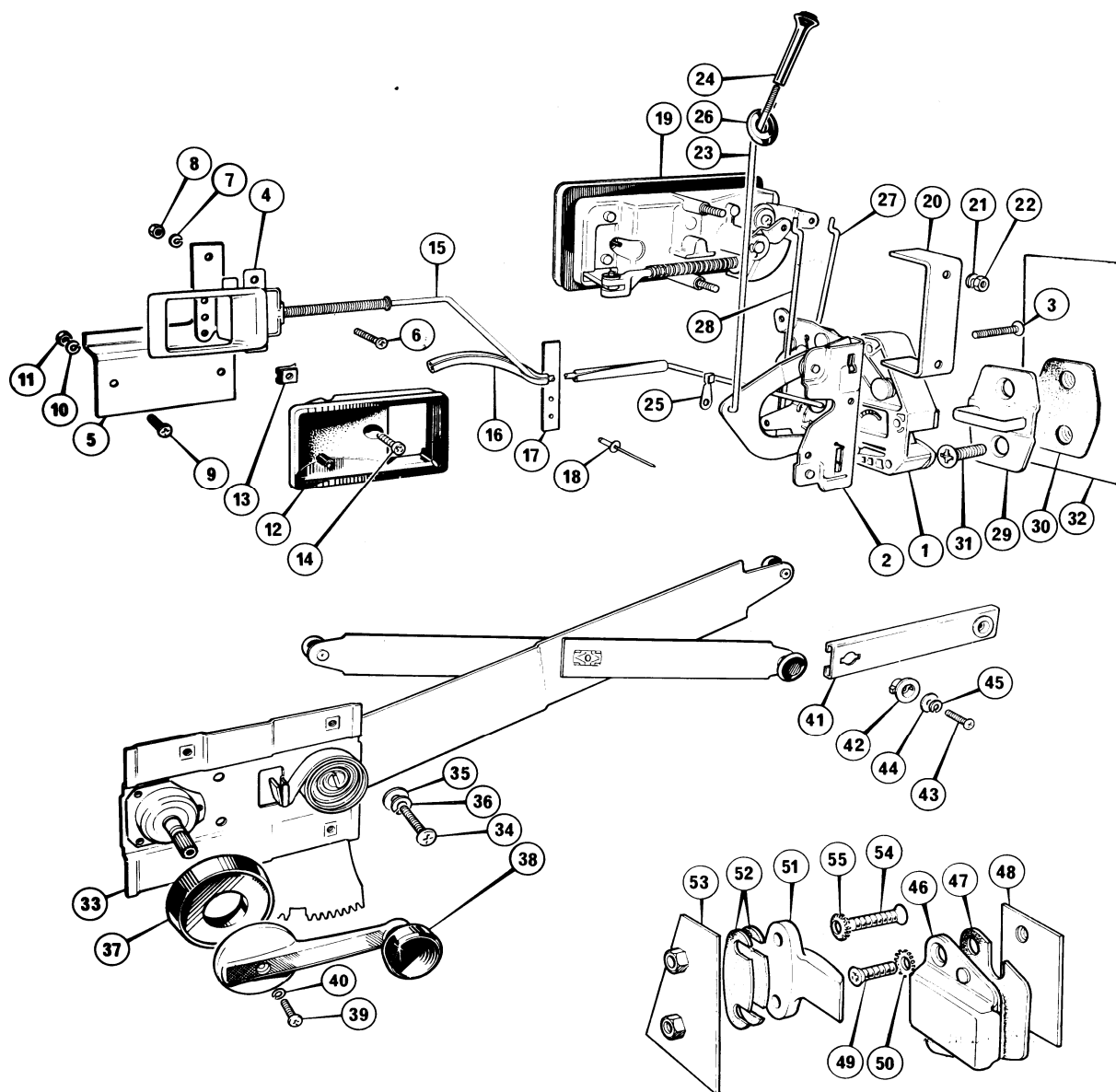


Body




PART NO.	DESCRIPTION	ITEM	REMARKS	QTY.
BODY—Side door—shell and trim (continued)				
215324	Snapcap, screw, door casing to door		Black trim	14
215380	Snapcap, screw, door casing to door		Tan trim	14
215322	Snapcap, screw, door casing to door		Chocolate trim	14
215376	Washer, snapcap, door casing to door	89	14
211677	Weatherstrip outer	90	2
217740	Rivet, outer weatherstrip to door	91	12
217741	Cap, rivet	92	12
211709	Reveal moulding, side door RH	93	} GTE.....	1
211710	Reveal moulding, side door LH			1
211709	Reveal moulding, side door RH		} GTC up to chassis no.	1
211710	Reveal moulding, side door LH			1
217784	Reveal moulding, side door RH		} SCD200355AC000149.....	1
217785	Reveal moulding, side door LH			1
211921	Sealing ring, side door	94	} GTC from chassis no.	1
217619	Sealing ring, side door			1
206667	Trim, door seal	95	SCD200355AC000150.....	2
53162S	Screw, trim to door	96	GTE.....	2
3874	'P' clip, door harness leads		GTC.....	2
27697	Clip, puddle light, door illumination light and speaker leads to door hinge....		2
27698	Clip, puddle light, door illumination light, electrically operated windows and speaker leads to door hinge		} Use as required	2
27699	Clip, puddle light, door illumination light, electric door mirrors and speaker leads to door hinge			2
27699	Clip, puddle light, door illumination light, electrically operated windows, electric door mirrors and speaker leads to door hinge	2
53171B	Screw, clip	2

Body



PART NO.	DESCRIPTION	ITEM	REMARKS	QTY.
BODY—Door mechanism				
211613	Lock, outer, RH door	1	1
211614	Lock, outer, LH door	1	1
211615	Lock, inner, RH door	2	1
211616	Lock, inner, LH door	2	1
211562	Screw, locks to door	3	8
211651	Remote control mechanism c/w linkage RH	4	1
211652	Remote control mechanism c/w linkage LH	4	1
211577	Mounting bracket, remote control mechanism to door RH	5	1
211578	Mounting bracket, remote control mechanism to door LH	5	1
52122B	Screw, remote control mechanism to bracket	6	4
51200B	Lockwasher, remote control mechanism to bracket	7	4
50680B	Nut, remote control mechanism to bracket	8	2
52123B	Screw, remote control bracket to door	9	4
51200B	Lockwasher, remote control bracket to door	10	4
50680B	Nut, remote control bracket to door	11	4
211641	Escutcheon, remote control	12	2
212495	Clip, remote control escutcheon	13	2
53162Q	Screw, remote control escutcheon	14	2

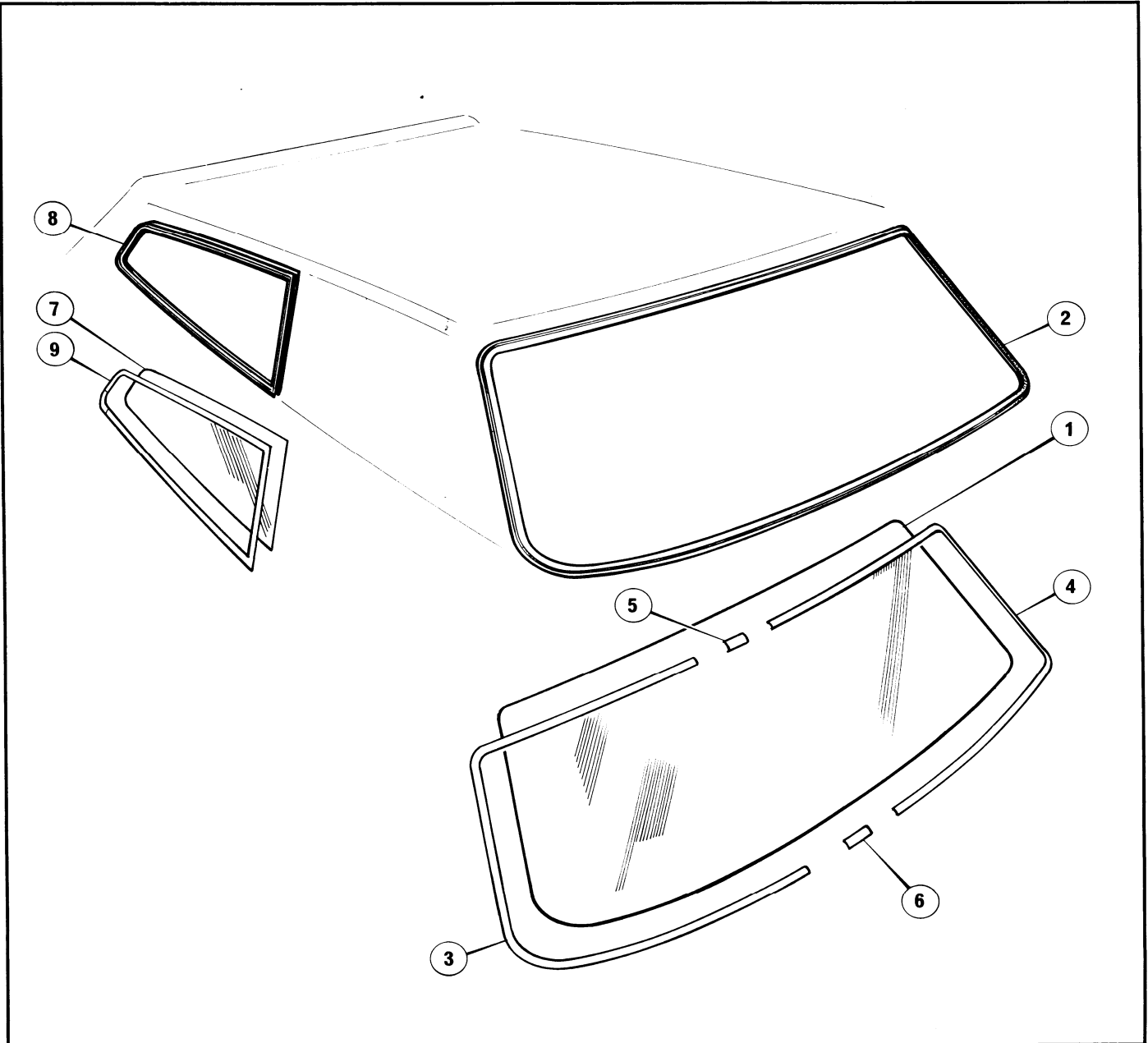


Body



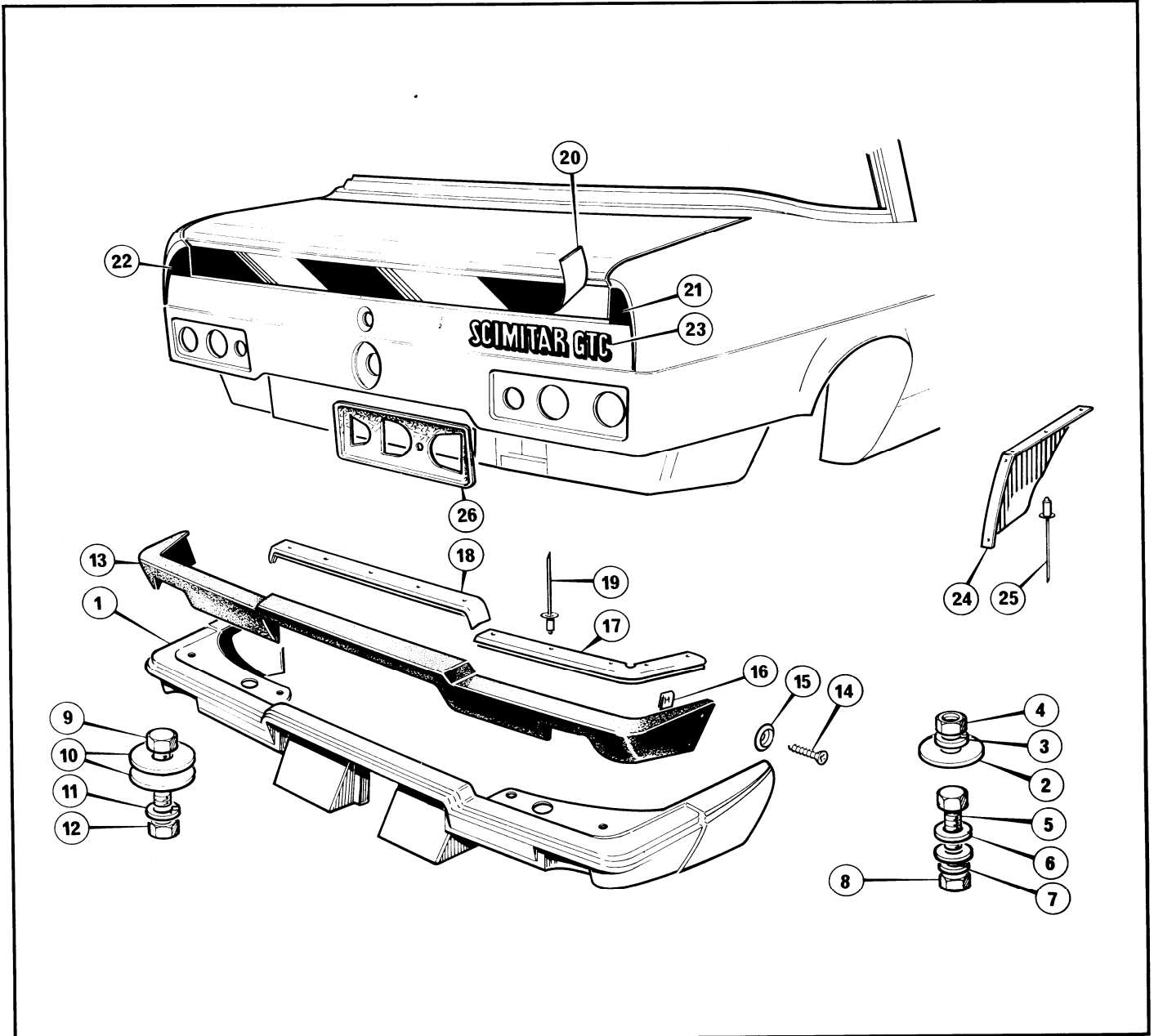
PART NO.	DESCRIPTION	ITEM	REMARKS	QTY.
BODY—Door mechanism (continued)				
53162Q	Screw, remote control escutcheon	14	2
211653	Link, RH remote control	15	1
211654	Link, LH remote control	1
21183	Insulation, remote control link	16	2
211606	Strip, remote control link retaining	17	2
54169K	Rivet, link retaining strip to door	18	4
216455	Handle, exterior, RH door	19	} GTE—Quote Serial No.	1
216456	Handle, exterior, LH door			1
7597	Key, door handle	19	} GTC—Quote Serial No.	1
216578	Handle, exterior, RH door			1
216579	Handle, exterior, LH door	1
216583	Key, door handle	1
211533	Bracket, exterior door handle	20	2
51200B	Lockwasher, door handle to bracket	21	4
50680B	Nut, door handle to bracket	22	4
211579	Link, internal locking	23	2
21182	Knob, internal locking link	24	2
211714	Clip, link to lock	25	2
211869	Grommet, internal locking link	26	2
211580	Link, RH door opening mechanism	27	1
211581	Link, LH door opening mechanism	1
211582	Link, RH door locking mechanism	28	1
211583	Link, LH door locking mechanism	1
211612	Striker, door lock	29	2
212708	Friction pad, striker to door	30	2
51924B	Screw, striker to body	31	4
211563	Backing plate, striker	32	2
212244	Window regulator, RH door	33	1
212245	Window regulator, LH door	1
22957	Screw, regulator to door	34	8
22950	Washer, regulator to door	35	8
22966	Lockwasher, regulator to door	36	8
211882	Escutcheon, regulator handle	37	2
211592	Handle, window regulator	38	2
212544	Screw, handle to regulator	39	2
212545	Lockwasher, handle to regulator	40	2
211541	Steady channel, window regulator	41	2
211617	Insert, regulator steady channel to door	42	4
211707	Screw, regulator steady channel to door	43	4
22949	Washer, regulator steady channel to door	44	4
22959	Lockwasher, regulator steady channel to door	45	4
216883	Retention unit, side door	46	2
216890	Friction pad, retention unit	47	A.R.
216884	Backing plate, retention unit	48	2
51882B	Screw, retention unit to body	49	4
8843	Lockwasher, retention unit to body	50	4
216882	Hook, side door retention unit	51	2
216889	Friction pad, hook	52	} GTC.....	A.R.
216887	Backing plate, RH retention hook	53		1
216886	Backing plate, LH retention hook	1
51882B	Screw, hook to door	54	Alternatives	4
51883B	Screw, hook to door		Alternatives	4
8843	Lockwasher, hook to door	55	4

Body



PART NO.	DESCRIPTION	ITEM	REMARKS	QTY.
BODY—Glasses and Seals				
211505	Windscreen, laminated and tinted.	1	1
211504	Windscreen, laminated.	1	1
211506	Weatherstrip, windscreen.	2	1
211484	Trim finisher RH, windscreen.	3	1
211485	Trim finisher LH, windscreen.	4	1
211486	Clip upper, trim finisher.	5	1
213513	Clip lower, trim finisher.	6	1
211511	Rear quarterlight, toughened and tinted.	7	2
211510	Rear quarterlight, toughened.	7	2
211512	Weatherstrip, rear quarterlight, RH.	8	GTE.	1
211513	Weatherstrip, rear quarterlight, LH.	8	1
212547	Trim finisher, rear quarterlight, RH.	9	1
212548	Trim finisher, rear quarterlight, LH.	9	1

Body



PART NO.	DESCRIPTION	ITEM	REMARKS	QTY.
BODY—Trim—rear (GTC)				
216833	Valance, rear bumper mounting	1	1
CW300	Coachwasher, valance to body	2	4
51202B	Lockwasher, valance to body	3	4
50682B	Nut, valance to body	4	4
51486B	Set screw, valance to body	5	2
51132B	Washer, valance to body	6	4
51202B	Lockwasher, valance to body	7	2
50682B	Nut, valance to body	8	2
51486B	Set screw, valance to body	9	4
CW300	Coachwasher, valance to body	10	8
51202B	Lockwasher, valance to body	11	4
50682B	Nut, valance to body	12	4
213592	Bumper, rear	13	1
53258T	Screw, bumper to valance	14	12
54568	Cupwasher, bumper to valance	15	12
3612	Clip, bumper to valance	16	12
211529	Trim panel, RH bumper	17	1
211530	Trim panel, LH bumper	1



Body



PART NO.	DESCRIPTION	ITEM	REMARKS	QTY.
BODY—Trim—rear (continued)				
211528	Trim panel centre, bumper	18	1
54176	Rivet, trim panels to valance	19	15
217289	Strip	20	1
217290	Corner RH	21	Black	1
217291	Corner LH.	22		1
217292	Emblem.	23		1
217372	Strip	1
217373	Corner RH		Silver.	1
217374	Corner LH.	1
217375	Emblem.	1
217376	Strip	1
217377	Corner RH		Beige.	1
217378	Corner LH.	24	1
217379	Emblem.	1
FG1837	Blanking panel, wheel arch RH	1
FG1838	Blanking panel, wheel arch LH	25	1
54185M	Rivet, panels to body	26	5
217305	Bezel RH, rear lamp	1
217306	Bezel LH, rear lamp	1



ts Marketing Parts Supply

Reliant Motor Company Limited

in Lane Shenstone Staffordshire WS14 0ED

Telephone: Shenstone 480671

TO: SCIMITAR DEALERS

PARTS LIST SECTION Q10,Q11,Q13

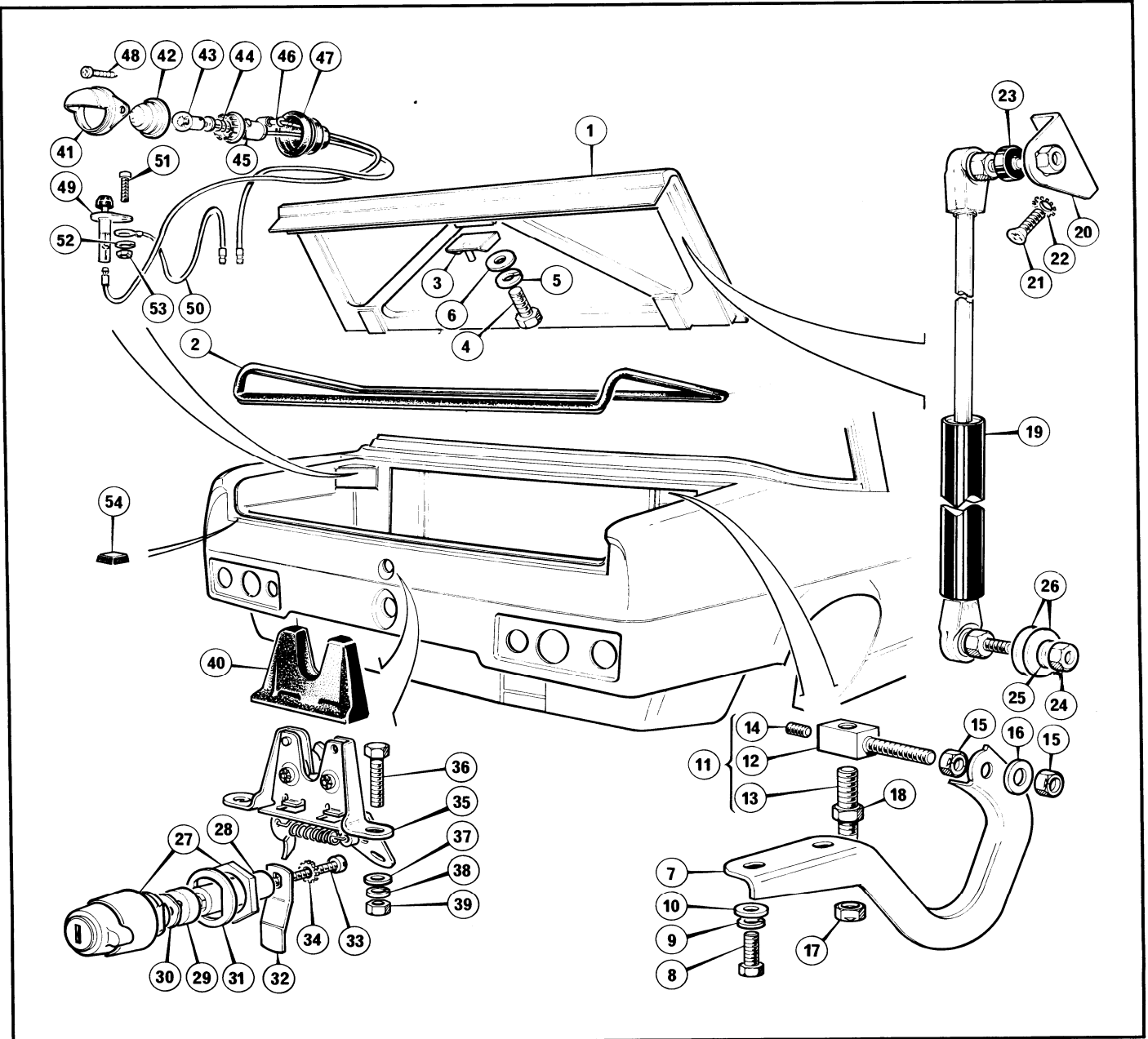
Hood, Hard Top, Catches

Please note where reference is made to early and later vehicles:

EARLY VEHICLES Up to Chassis No SCD 200160BD 000341

LATER Vehicles From Chassis No SCD 200160BD 000342


Body




PART NO.	DESCRIPTION	ITEM	REMARKS	QTY.
----------	-------------	------	---------	------

BODY—Boot compartment (GTC)

216528	Boot lid	1		1
216427	Seal, boot lid	2		1
216457	Striker plate, boot lock	3		1
51441B	Set screw, striker plate to boot lid	4		2
51201B	Lockwasher, striker plate to boot lid	5		2
51121B	Washer, striker plate to boot lid	6		2
215887	Hinge leaf, boot lid	7		2
51442B	Set screw, hinge leaf to boot lid	8		4
51201B	Lockwasher, hinge leaf to boot lid	9		4
51131B	Washer, hinge leaf to boot lid	10		4
216507	Support, boot hinge	11		2
N.S.P.	Fulcrum	12		2
N.S.P.	Stud	13		2
N.S.P.	Grub screw	14		2
51003B	Locknut, fulcrum to hinge	15		3
51133B	Washer, fulcrum to hinge	16		5
51004B	Locknut, fulcrum to body	17		2
50684B	Nut, fulcrum to body	18		2

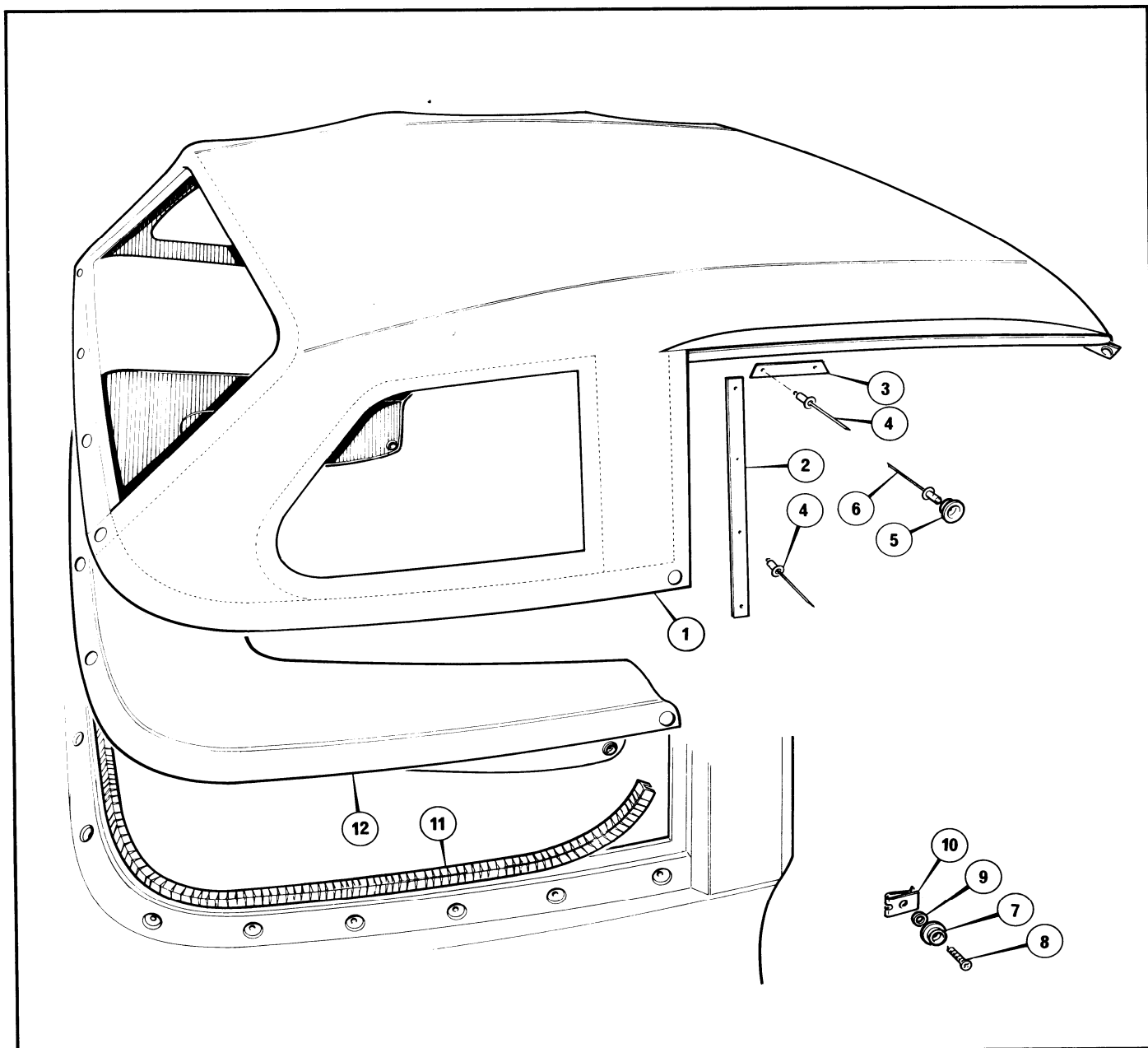


Body



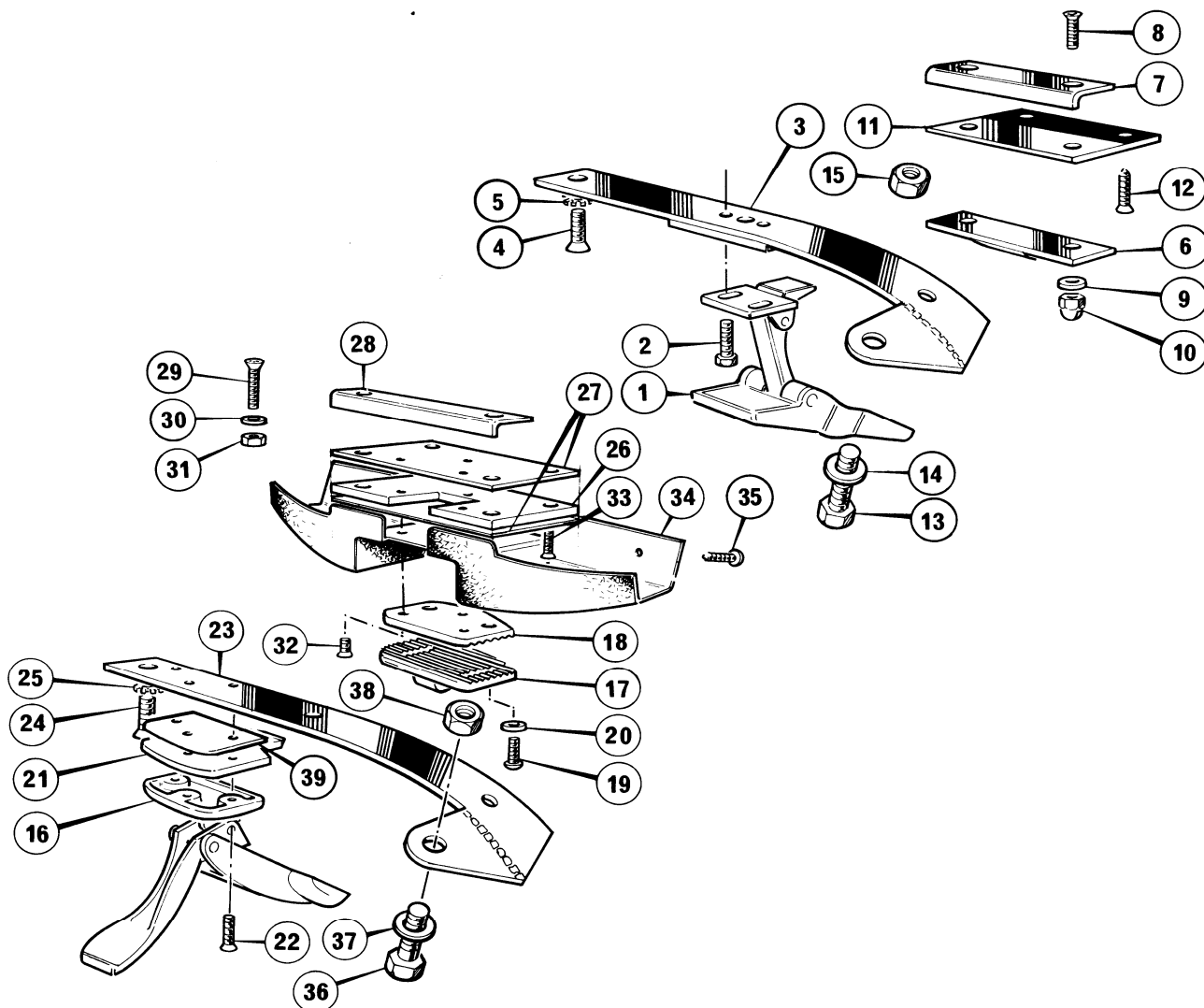
PART NO.	DESCRIPTION	ITEM	REMARKS	QTY.
BODY—Boot compartment (GTC) (continued)				
216649	Gas strut, lid support.	19		2
215197	Mounting bracket, gas strut RH	20		1
215198	Mounting bracket, gas strut LH.			1
51882B	Set screw, mounting bracket to lid	21		4
8843	Lockwasher, mounting bracket to lid	22		4
210522	Spacer, strut to lid.	23		2
58873B	Nut, gas strut to body.	24		2
58963B	Lockwasher, gas strut to body.	25		2
CW300	Coachwasher, gas strut to body	26		4
216582	Boot lock	27		1
216574	Extension	28		1
216575	Bush	29		1
216573	Extension		Alternatives to items 28 & 29	
216584	Waved washer	30		1
217007	Sealing washer	31		1
216585	Cam.	32		1
216831	Screw, lock fixing	33		1
51250B	Lockwasher, lock fixing	34		1
217875	Boot catch	35		1
51443B	Set screw, catch to body	36		3
51131B	Washer, catch to body	37		3
51201B	Lockwasher, catch to body	38		3
50681B	Nut, catch to body	39		3
212239	Cover, boot catch	40		1
17306	Lamp, boot compartment			1
17741	Bezel	41		1
17742	Glass	42		1
17746	Bulb.	43		1
17743	Interior, bulb holder.	44		1
17182	Shell, bulb holder	45		1
17745	Sleeve terminal	46		1
17744	Body	47		1
53162S	Screw, lamp to body.	48		2
213884	Switch, boot lamp.	49		1
216952	Earth lead, boot lamp	50		1
18815	Screw, switch and earth lead to body.	51		1
206231	Lockwasher, switch and earth lead to body.	52		1
203859	Nut, switch and earth lead to body	53		1
21599	Buffer, boot lid to body.	54		2

Body




PART NO.	DESCRIPTION	ITEM	REMARKS	QTY.
BODY—Hood (GTC)				
217300	Hood c/w frame	}	From chassis no.	1
217943	Hood c/w frame		SCD200355AA000001 up to	1
92738	Hood cover, c/w header rail	1		1
216653	Velcro sleeve, 'B' post side	2		2
216654	Velcro sleeve, 'B' post top	3		2
216656	Rivet, velcro sleeve to body	4		14
19313	Stud, hood tab fixing	5		4
54170K	Rivet, stud to body	6		4
19313	Stud, hood securing	7		12
53084S	Screw, hood securing	8		12
216658	Washer, hood securing	9		12
217600	Spire clip, hood securing	10		12
216615	Edge finisher, body rear	11	110" length	
217579	Hood stowage cover	12		1

Body



PART NO.	DESCRIPTION	ITEM	REMARKS	QTY.
BODY—Hood catches (GTC)				
92739	Early vehicles: Hood catch.	1		2
51403B	Screw, catch to mounting bracket	2		4
216783	Mounting bracket, header rail to frame RH	3		1
216784	Mounting bracket, header rail to frame LH.			1
51880B	Screw, mounting bracket to header rail	4		6
8843	Lockwasher, mounting bracket to header rail	5		6
217255	Striker, hood catch	6		2
216954	Backing plate, hood striker.	7		2
51845T	Screw, backing plate and striker to body	8		4
51240A	Lockwasher, backing plate and striker to body	9		4
216996	Domed nut, backing plate and striker to body	10		4
217391	Screw, backing plate and striker to body			4
212545	Lockwasher, backing plate and striker to body			4
217392	Domed nut, backing plate and striker to body			4
217671	Intermediate plate	11		2
53385B	Screw, intermediate plate	12		4
51522A	Bolt, mounting bracket to hood frame	13		2

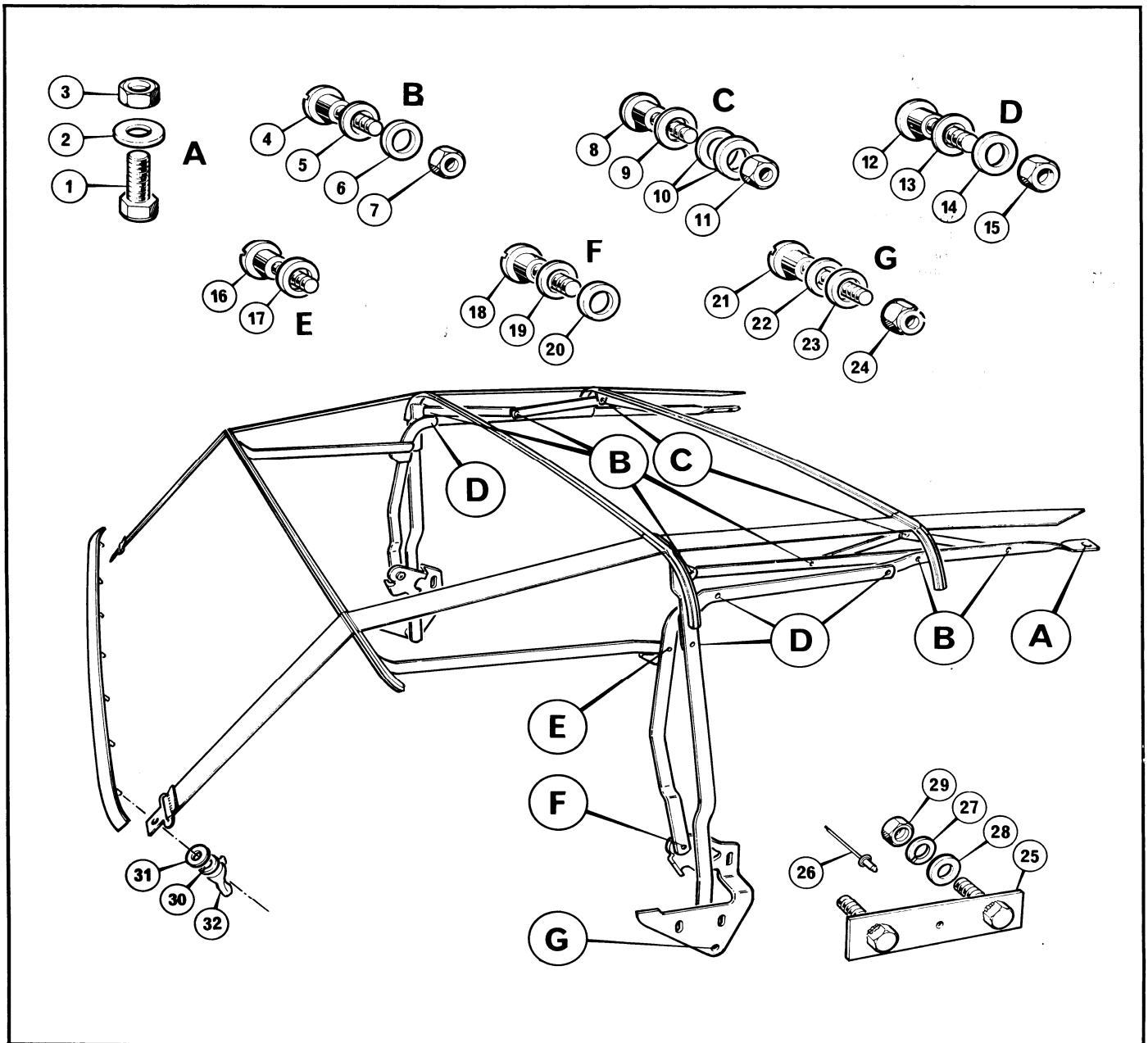


Body



PART NO.	DESCRIPTION	ITEM	REMARKS	QTY.
BODY—Hood catches (GTC) (continued)				
51133A	Washer, mounting bracket to hood frame	14	4
50683A	Nut, mounting bracket to hood frame	15	2
	Later vehicles:			
217482	Hood catch, c/w striker	2
217483	Hood catch.	16	2
217484	Striker, hood catch	17	2
217485	Adjuster plate.	18	2
217486	Screw, striker to adjuster plate	19	4
217487	Washer, striker to adjuster plate	20	4
217489	Locating peg	21	2
217491	Screw— catch and peg to mounting bracket	22	6
217768	Mounting bracket, header rail to hood frame RH	23	1
217769	Mounting bracket, header rail to hood frame LH	1
50880B	Screw, mounting bracket to header rail	24	6
8843	Lockwasher, mounting bracket to header rail	25	6
217481	Mounting plate, striker	26	2
218042	Shim plate, hood striker	27	A.R.
217480	Backing plate, striker	28	2
51846T	Screw, mounting plate to backing plate.	29	4
51240A	Lockwasher, mounting plate to backing plate	30	4
50680B	Nut, mounting plate	31	4
217490	Screw, adjuster to mounting plate	32	6
218048	Screw, mounting plate to body	33	4
218018	Cover, striker, hood catch RH	34	1
218019	Cover, striker, hood catch LH	1
5316T	Screw, cover to hood and body.	35	8
51522A	Bolt, mounting bracket to hood frame	36	2
51133A	Washer, mounting bracket to hood frame	37	4
50683A	Nut, mounting bracket to hood frame	38	2

Body



PART NO.	DESCRIPTION	ITEM	REMARKS	QTY.
BODY—Hood frame fixings (GTC)				
	GROUP 'A'			
51522A	Set screw, mounting bracket to hood frame	1	} See also Q11	2
51133A	Washer, mounting bracket to hood frame	2		4
50683A	Nut, mounting bracket to hood frame	3		2
	GROUP 'B'			
92766	Shoulder bolt, hood frame	4		8
92771	Washer (thin), hood frame	5		8
92772	Washer (thick), hood frame	6		8
50703A	Locknut, hood frame	7		8
	GROUP 'C'			
92767	Shoulder bolt, hood frame	8		2
92771	Washer (thin), hood frame	9		2
92773	Spacer, hood frame	10		4
50703A	Locknut, hood frame	11		2
	GROUP 'D'			
92768	Shoulder bolt, hood frame	12		6
92771	Washer (thin), hood frame	13		6
92772	Washer (thick), hood frame	14		6
50704A	Locknut, hood frame	15		6

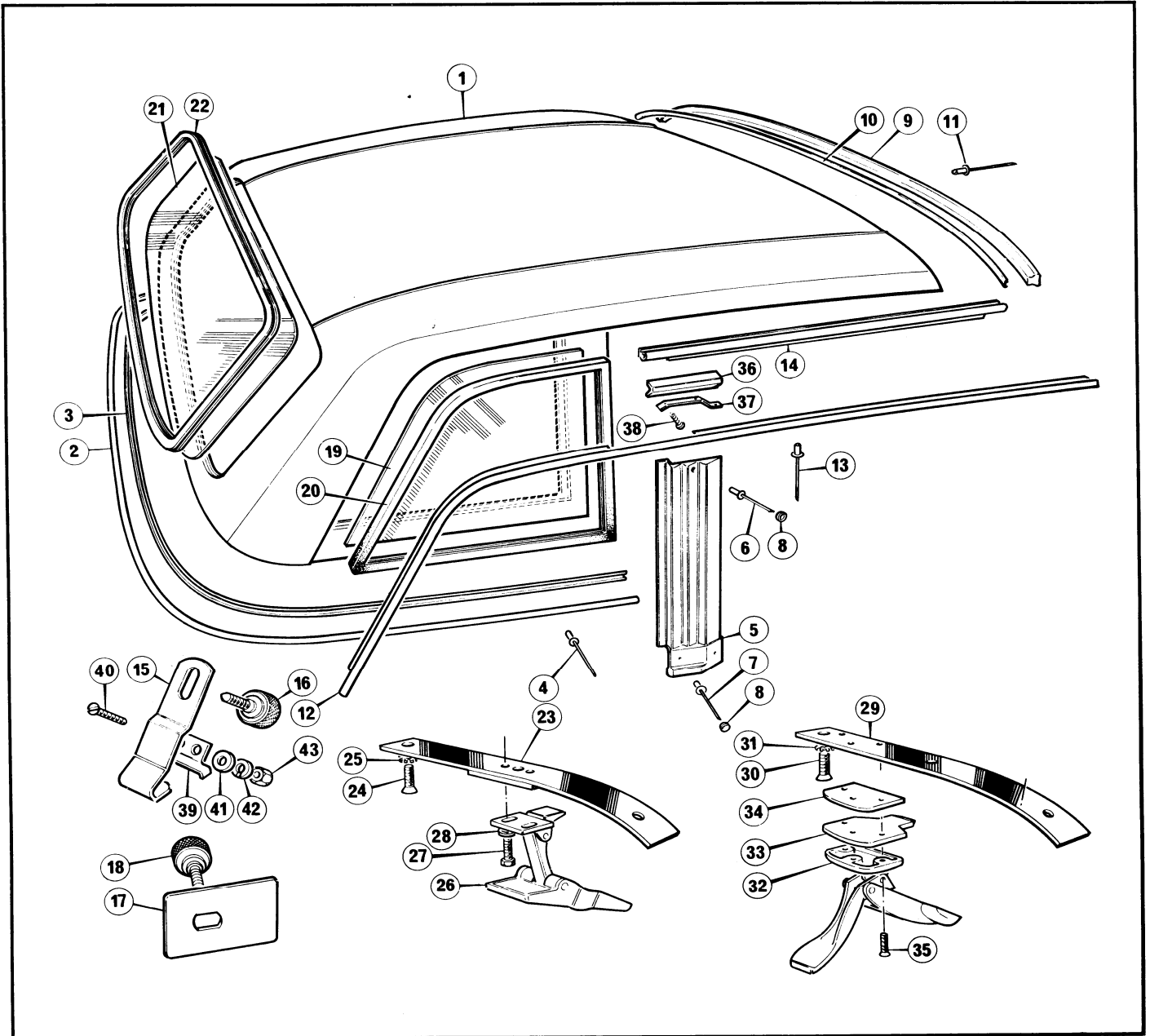


Body



PART NO.	DESCRIPTION	ITEM	REMARKS	QTY.
BODY—Hood frame fixings (GTC) (continued)				
	GROUP 'E'			
92766	Shoulder bolt, hood frame	16	2
92773	Spacer, hood frame	17	2
	GROUP 'F'			
92769	Shoulder bolt, hood frame	18	2
92771	Washer (thin), hood frame	19	2
92772	Washer (thick), hood frame	20	2
	GROUP 'G'			
92770	Shoulder bolt, hood frame	21	2
92771	Washer (thin), hood frame	22	2
92772	Washer (thick), hood frame	23	2
50842B	Self locking nut, hood frame	24	2
216605	Backing plate, hood frame	25	2
54180K	Rivet, backing plate to mounting bracket	26	2
216702	Friction pad, hood frame to body	2
51202B	Spring washer, hood frame to body	27	4
CW300	Coach washer, hood frame to body	28	4
50682B	Nut, hood frame to body	29	4
57447	Seal, fixing bar to body		52" long	1
51200B	Spring washer, fixing bar to body	30	7
51130B	Washer, fixing bar to body	31	7
50720B	Nut, fixing bar to body	32	7

Body



PART NO.	DESCRIPTION	ITEM	REMARKS	QTY.
BODY—Hard top				
218253	Hard top	1	Early vehicles	1
218061	Hard top		Later vehicles	1
The following items are common to both hard tops				
218215	Outer cover			1
218065	Headlining Panel			1
218419	Trim panel, front header rail			1
218420	Trim panel, door aperture top			2
218421	Trim panel, rear quarter RH			1
218422	Trim panel, rear quarter LH			1
218423	Trim panel, rear window top			1
218424	Trim panel, rear window lower			1
218426	Trim strip	2		1
218425	Retainer, trim strip.	3		1
54162K	Rivet, retainer to hard top.	4		24
218082	Exterior cover, 'B' post RH.	5		1
218083	Exterior cover, 'B' post LH			1
218258	Rivet, cover to hard top	6		4
218764	Rivet, cover to hard top	7		2

Body

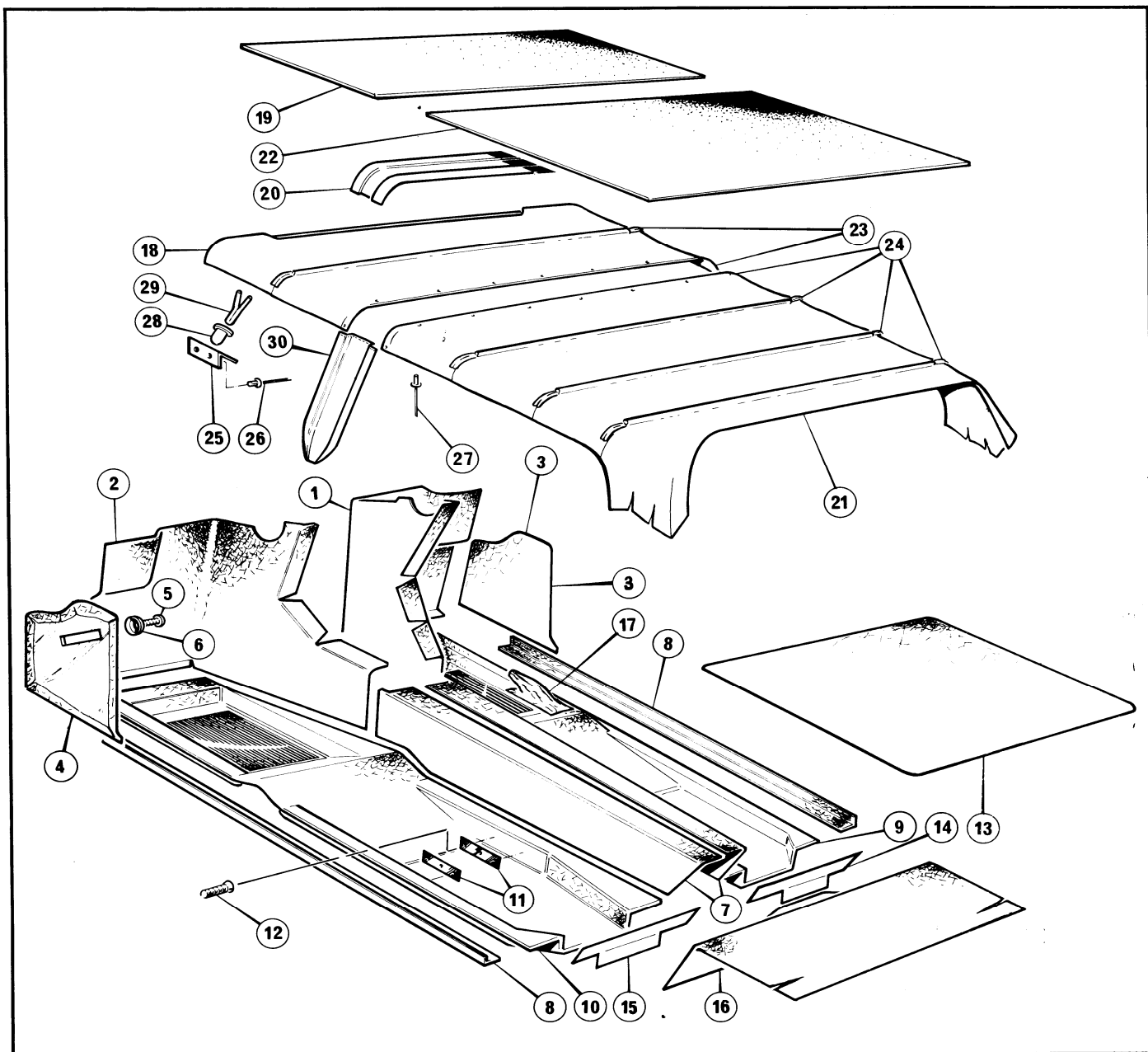
PART NO.	DESCRIPTION	ITEM	REMARKS	QTY.
BODY—Hard top (continued)				
217524	Cap	8		4
218268	Front seal, hard top to windscreen	9		1
218269	Channel, seal	10		1
54170K	Rivet, channel to hard top	11		6
218080	Drip channel RH	12		1
218081	Drip channel LH			1
54171K	Rivet, drip channel securing	13		18
218265	Seal, side door aperture	14		2
218047	Tongue, hard top fixing rear	15		2
218260	Knurled bolt, tongue to hard top	16		2
218259	Clamping plate, hard top to 'B' post	17		2
218260	Knurled bolt, clamping plate securing	18		2
218074	Rear quarterlight	19		2
218075	Weatherstrip, rear quarterlight RH	20		1
218076	Weatherstrip, rear quarterlight LH			1
218077	Heated rear window	21		1
218078	Weatherstrip, rear window	22		1
218228	Mounting bracket, front catch	23		2
50880B	Screw, bracket to hard top	24		6
8843	Lockwasher, bracket to hard top	25		6
218232	Front catch	26		2
51403B	Screw, catch to hard top	27		4
51200B	Lockwasher, catch to hard top	28	Early vehicles	4
218266	Cover RH, front catch			1
218267	Cover LH, front catch			1
53161T	Screw, cover to hard top			4
218226	Mounting bracket RH front catch	29		1
218227	Mounting bracket LH front catch			1
50880B	Screw, bracket to hard top	30		6
8843	Lockwasher, bracket to hard top	31		6
217483	Front catch	32		2
217489	Locating peg	33	Later vehicles	2
218756	Shim, plate locating peg	34		2
217491	Screw, catch and peg to hard top	35		6
218219	Cover RH, front catch			1
218220	Cover LH, front catch			1
53161T	Screw, cover to hard top			4
218509	Seal, 'B' post top	36		2
218510	Retaining strip, seal	37		2
53162B	Screw, strip to hard top	38		6
218045	Restraining plate, hard top	39		2
51846T	Screw, plate to body	40		4
51130B	Washer, plate to body	41		4
51200B	Lockwasher, plate to body	42		4
50680B	Nut, plate to body	43		4



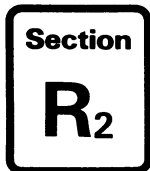
Interior

PART NO.	DESCRIPTION	ITEM	REMARKS	QTY.
INTERIOR—Soft trim—insulation				
92263	Sound insulation Cut insulation requirements from above "as required"		6.5ft x 4.5ft (2m x 1.4m) . . .	A.R.

Interior



PART NO.	DESCRIPTION	ITEM	REMARKS	QTY.
INTERIOR—Soft trim—carpets and headlining (GTE)				
212271	Carpet, front bulkhead, engine side RH	1	Blue carpet	1
212272	Carpet, front bulkhead, engine side LH	2	Blue carpet	1
215809	Carpet, front bulkhead, engine side RH		Black carpet	1
215810	Carpet, front bulkhead, engine side LH		Black carpet	1
216344	Carpet, front bulkhead, engine side RH		Chestnut carpet	1
216345	Carpet, front bulkhead, engine side LH		Chestnut carpet	1
212277	Access panel, footwell side RH	3	Blue carpet	1
212278	Access panel, footwell side LH	4	Blue carpet	1
215829	Access panel, footwell side RH		Black carpet	1
215830	Access panel, footwell side LH		Black carpet	1
216352	Access panel, footwell side RH		Chestnut carpet	1
216353	Access panel, footwell side LH		Chestnut carpet	1
53258T	Screw, footwell side panel to body	5	6
54568	Cupwasher, footwell side panel to body	6	6
212273	Carpet, propshaft side	7	Blue carpet	2
215814	Carpet, propshaft side		Black carpet	2
216346	Carpet, propshaft side		Chestnut carpet	2
212275	Carpet, door sill	8	Blue carpet	2

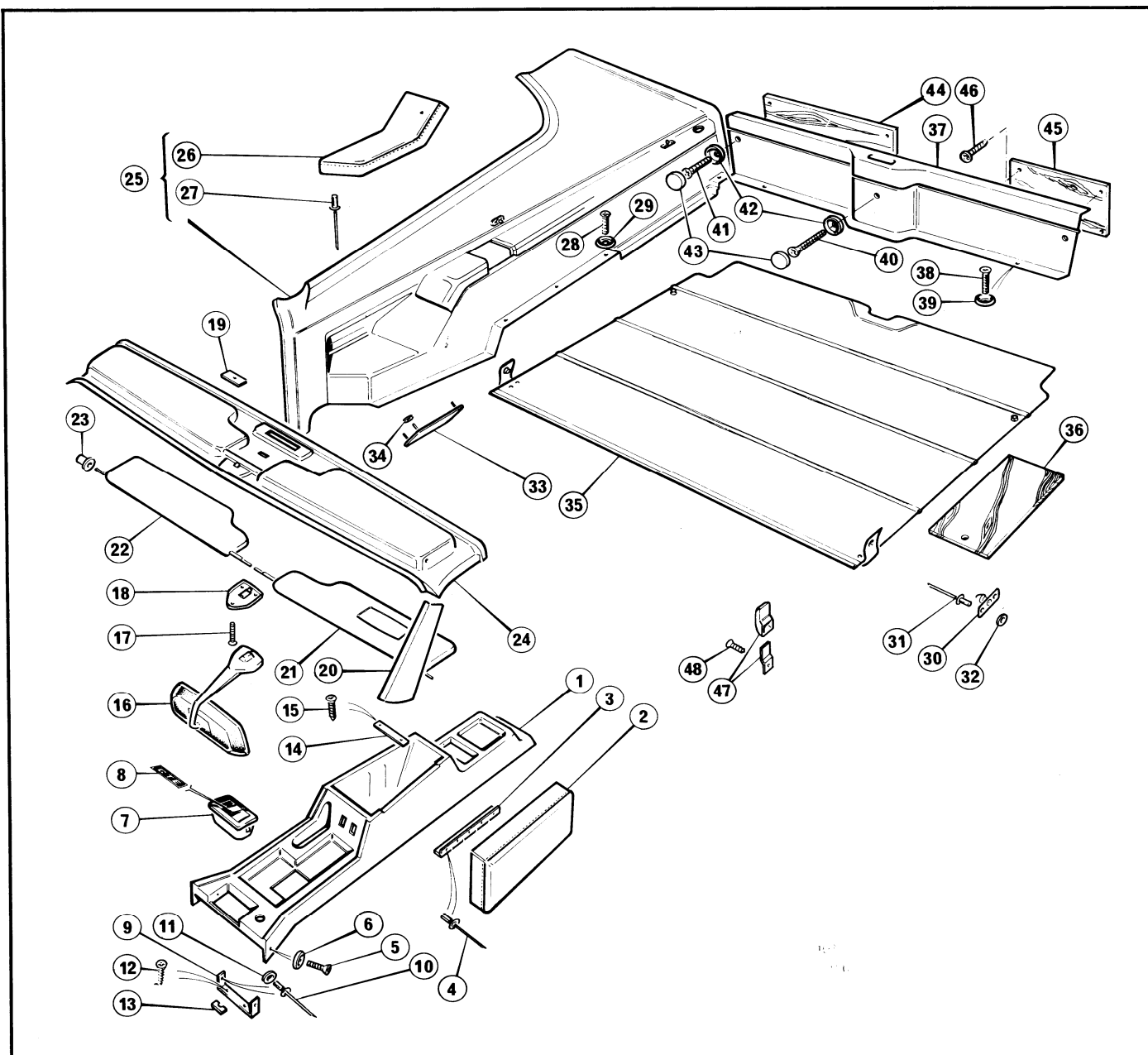


Interior



PART NO.	DESCRIPTION	ITEM	REMARKS	QTY.
INTERIOR—Soft trim—carpets and headlining (GTE) (continued)				
215817	Carpet, door sill		Black carpet	2
216347	Carpet, door sill		Chestnut carpet	2
211783	Carpet, floor RH	9	Blue carpet	1
211784	Carpet, floor LH	10	Blue carpet	1
215320	Carpet, floor RH		Black carpet	1
215321	Carpet, floor LH		Black carpet	1
216349	Carpet, floor RH		Chestnut carpet	1
216350	Carpet, floor LH		Chestnut carpet	1
212506	Retaining plate, carpet	11		2
53093Q	Screw, retaining plate	12		6
212283	Carpet, boot floor	13	Blue carpet	1
215838	Carpet, boot floor		Black carpet	1
216580	Carpet, boot floor		Chestnut carpet	1
212644	Carpet, rear seat pan side RH	14	Blue carpet	1
212645	Carpet, rear seat pan side LH	15	Blue carpet	1
215835	Carpet, rear seat pan side RH		Black carpet	1
215836	Carpet, rear seat pan side LH		Black carpet	1
216358	Carpet, rear seat pan side RH		Chestnut carpet	1
216359	Carpet, rear seat pan side LH		Chestnut carpet	1
212725	Carpet, rear seat pan, rear	16	Blue carpet	1
215837	Carpet, rear seat pan, rear		Black carpet	1
216360	Carpet, rear seat pan, rear		Chestnut carpet	1
215947	Gaiter, handbrake lever	17	Blue leather	1
215948	Gaiter, handbrake lever		Black leather	1
212366	Gaiter, handbrake lever		Tan leather	1
215949	Gaiter, handbrake lever		Chocolate leather	1
212303	Headlining, front	18	Grey	1
212304	Headlining, front		Tan	1
215840	Headlining, front		Mushroom	1
212606	Insulation, roof front	19		1
212308	Trim cover, roll over bar	20	Grey	1
212309	Trim cover, roll over bar		Tan	1
215842	Trim cover, roll over bar		Mushroom	1
212310	Headlining, rear	21	Grey	1
212311	Headlining, rear		Tan	1
215843	Headlining, rear		Mushroom	1
212607	Insulation, roof rear	22		1
211889	Listing rod, No. 1 and 2 front	23		2
211890	Listing rod, No. 3, 4, 5 and 6, rear	24		4
22110	Bracket, No. 1 rod to body	25		2
54170K	Rivet, bracket to body	26		4
54211K	Rivet, No. 2 and 3 rods to body	27		18
211141	Retainer No. 1, 4, 5 and 6 rods	28		8
212302	Clip, retainer	29		8
215845	Trim cover 'B' post	30	Blue PVC	2
215846	Trim cover 'B' post		Black PVC	2
215847	Trim cover 'B' post		Tan PVC	2
215848	Trim cover 'B' post		Chocolate PVC	2

Interior



PART NO.	DESCRIPTION	ITEM	REMARKS	QTY.
INTERIOR—Hard trim centre console and rear quarter panels (GTE)				
213525	Centre console, overdrive.	1	Blue.	1
213915	Centre console, overdrive.		Black.	1
213526	Centre console, overdrive.		Tan.	1
213917	Centre console, overdrive.		Chocolate.	1
212332	Centre console, automatic.		Blue.	1
213916	Centre console, automatic.		Black.	1
212333	Centre console, automatic.		Tan.	1
213918	Centre console, automatic.		Chocolate.	1
217848	Lid, centre console.	2	Blue nylon.	1
217849	Lid, centre console.		Black nylon.	1
217850	Lid, centre console.		Tan nylon.	1
217851	Lid, centre console.		Chocolate nylon.	1
215902	Lid, centre console.		Blue leather.	1
215903	Lid, centre console.		Black leather.	1
212343	Lid, centre console.		Tan leather.	1
215905	Lid, centre console.		Chocolate leather.	1
212270	Hinge, console lid.	3	1
23463	Rivet, hinge to lid and centre console.	4	10

Interior

PART NO.	DESCRIPTION	ITEM	REMARKS	QTY.
INTERIOR—Hard trim centre console and rear quarter panels (GTE) (continued)				
53255T	Screw, centre console to body side	5	2
54568	Cup washer, centre console to body side	6	2
208876	Ash tray	7	2
212249	Motif, ash tray GTE	8	2
209075	Bracket, ash tray	9	2
54168K	Rivet, bracket to console	10	4
51145B	Washer, bracket to centre console	11	4
53095B	Screw, ash tray bracket to centre console	12	4
23698	Spacer, ash tray bracket to body front	13	A.R.
212338	Plate, centre console to body centre	14	2
53175Q	Screw, centre console to body centre	15	2
211618	Interior mirror, dipping	16	1
211737	Screw, mirror to body	17	3
211619	Base plate, mirror to body	18	1
212613	Spacer, mirror to body	19	1
211821	Trim cover, RH 'A' post	20	Blue trim	1
211822	Trim cover, LH 'A' post		Blue trim	1
213903	Trim cover, RH 'A' post		Black trim	1
213904	Trim cover, LH 'A' post		Black trim	1
211823	Trim cover, RH 'A' post		Tan trim	1
211824	Trim cover, LH 'A' post		Tan trim	1
213905	Trim cover, RH 'A' post		Chocolate trim	1
213906	Trim cover, LH 'A' post		Chocolate trim	1
213965	Sun visor c/w vanity mirror	21	Blue/Grey	1
213969	Sun visor c/w vanity mirror		Black/Grey	1
213967	Sun visor c/w vanity mirror		Tan	1
213971	Sun visor c/w vanity mirror		Black/Mushroom	1
213957	Sun visor, plain	22	Blue/Grey	1
213961	Sun visor, plain		Black/Grey	1
213959	Sun visor, plain		Tan	1
213963	Sun visor, plain		Black/Mushroom	1
211141	Retainer, sun visor	23	2
211819	Roof panel	24	Blue trim	1
213901	Roof panel		Black trim	1
211820	Roof panel		Tan trim	1
213902	Roof panel		Chocolate trim	1
213689	Trim panel, RH rear quarter	25	Blue trim	1
213690	Trim panel, LH rear quarter		Blue trim	1
213935	Trim panel, RH rear quarter		Black trim	1
213936	Trim panel, LH rear quarter		Black trim	1
213691	Trim panel, RH rear quarter		Tan trim	1
213692	Trim panel, LH rear quarter		Tan trim	1
213937	Trim panel, RH rear quarter		Chocolate trim	1
213938	Trim panel, LH rear quarter		Chocolate trim	1
216102	Arm rest, RH rear	26	Blue nylon	1
216103	Arm rest, LH rear		Blue nylon	1
216104	Arm rest, RH rear		Black nylon	1
216105	Arm rest, LH rear		Black nylon	1
216106	Arm rest, RH rear		Tan nylon	1
216107	Arm rest, LH rear		Tan nylon	1
216108	Arm rest, RH rear		Chocolate nylon	1
216109	Arm rest, LH rear		Chocolate nylon	1
216110	Arm rest, RH rear		Blue leather	1
216111	Arm rest, LH rear		Blue leather	1
216112	Arm rest, RH rear		Black leather	1
216113	Arm rest, LH rear		Black leather	1
213384	Arm rest, RH rear		Tan leather	1
213385	Arm rest, LH rear		Tan leather	1
216114	Arm rest, RH rear		Chocolate leather	1
216115	Arm rest, LH rear		Chocolate leather	1
54168K	Rivet, arm rest to rear quarter panel	27	8 off per vehicle	
53258T	Screw, rear quarter panel to body	28	8
54568	Cupwasher, rear quarter panel to body	29	8
210699	Base peg	30	For use with tonneau cover	4
54168K	Rivet, base peg to rear quarter panel	31	For use with tonneau cover	8
51145B	Washer, base peg to rear quarter panel	32	For use with tonneau cover	8
212991	Grille, loudspeaker	33	Blue trim	2
215998	Grille, loudspeaker		Black trim	2
212992	Grille, loudspeaker		Tan trim	2
212717	Clip, loudspeaker grille	34	8
212253	Tonneau cover with fittings	35	Blue	Optional Extra
216190	Tonneau cover with fittings		Black	Optional Extra
212254	Tonneau cover with fittings		Tan	Optional Extra



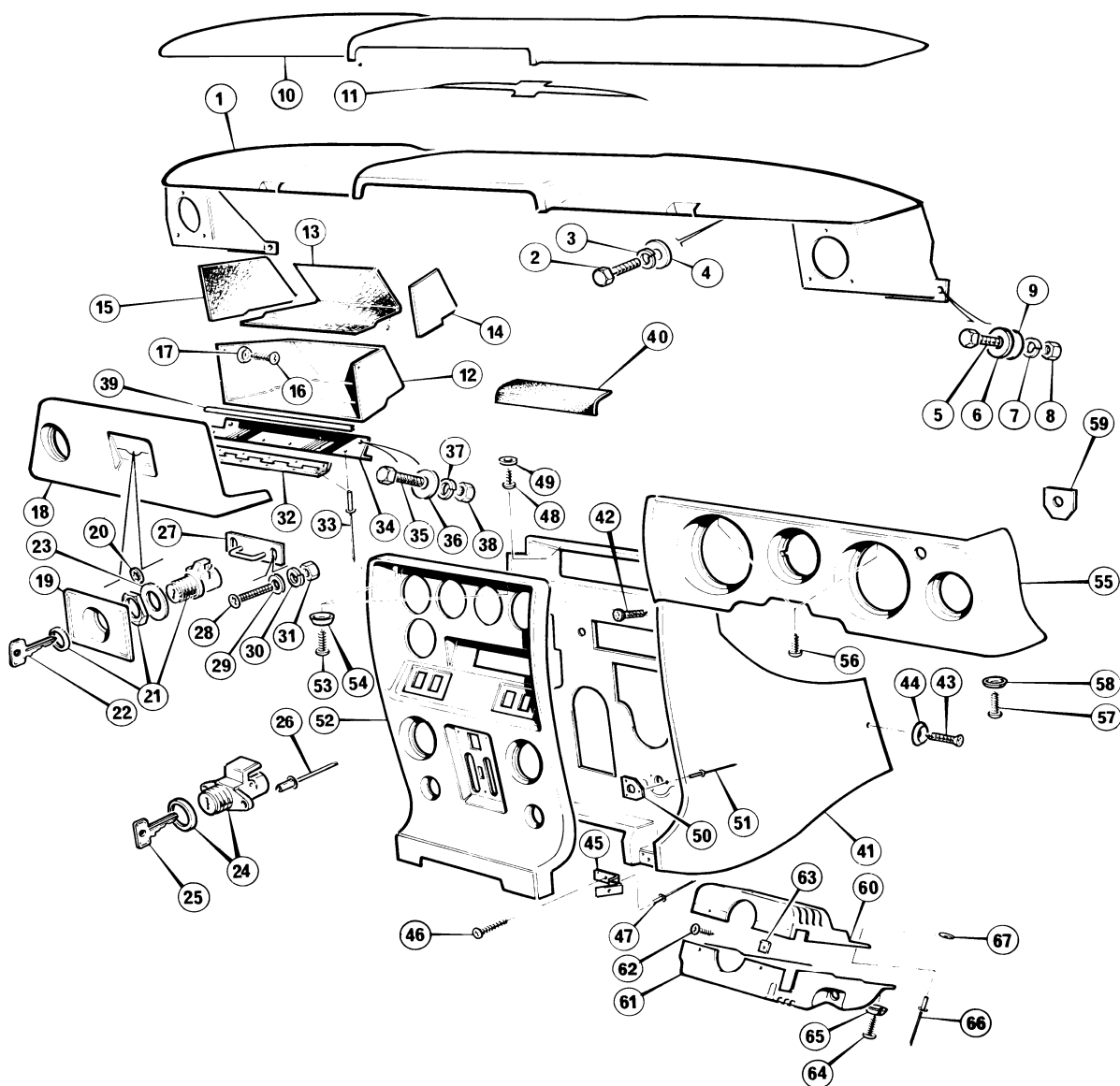
Section

R₃

Interior

PART NO.	DESCRIPTION	ITEM	REMARKS	QTY.
INTERIOR—Hard trim centre console and rear quarter panels (GTE) (continued)				
216191	Tonneau cover with fittings		Chocolate . . . Optional Extra	1
211966	Lid, tool and valuable boxes	36		2
211850	Trim panel, tailgate	37	Blue	1
213943	Trim panel, tailgate		Black	1
211851	Trim panel, tailgate		Tan	1
213944	Trim panel, tailgate		Chocolate	1
53258T	Screw, tailgate trim panel to body	38		2
54568	Cupwasher, tailgate trim panel to body	39		2
54697B	Woodscrew, tailgate trim panel to body	40		1
53097B	Screw, tailgate trim panel to body	41		2
215375	Washer, screw cap, tailgate trim panel to body	42		3
215377	Screw cap, tailgate trim panel to body	43	Blue	3
215378	Screw cap, tailgate trim panel to body		Black	3
215379	Screw cap, tailgate trim panel to body		Tan	3
215323	Screw cap, tailgate trim panel to body		Chocolate	3
211934	Access panel, tailgate RH	44		1
211935	Access panel, tailgate LH	45		1
53173B	Screw, access panels to body	46		12
206372	Coat hook	47		2
53243D	Screw, coat hook to body	48		4

Interior

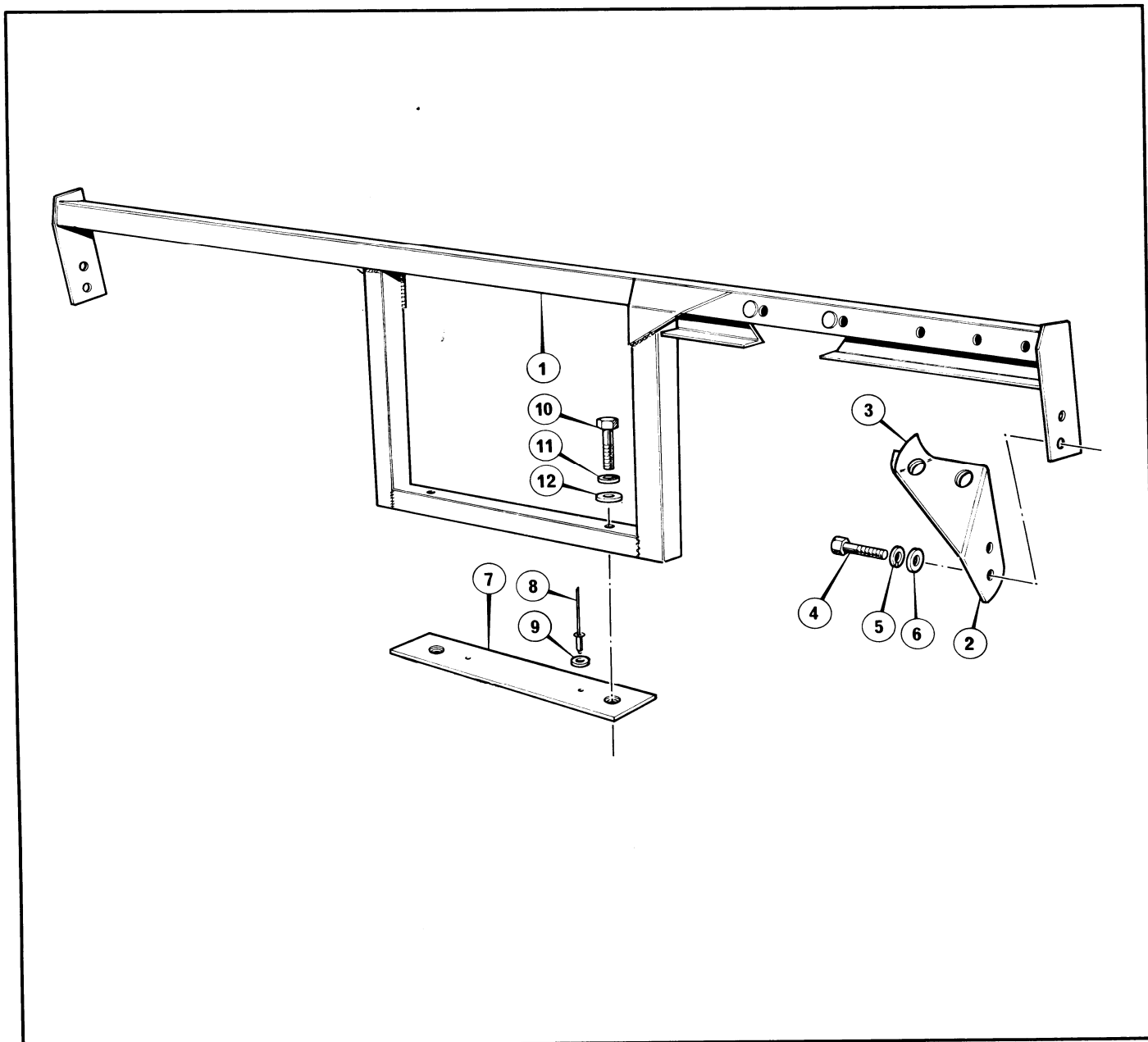


PART NO.	DESCRIPTION	ITEM	REMARKS	QTY.
INTERIOR—Fascia				
213474	Support panel assembly, crash pad	1		1
51444B	Set screw, panel to body	2		2
51201B	Lockwasher, panel to body	3		2
CW200	Coachwasher, panel to body	4		2
51450B	Set screw, panel to steering column support tube	5		6
51131B	Washer, panel to steering column support tube	6		6
51201B	Lockwasher, panel to steering column support tube	7		6
50681B	Nut, panel to steering column support tube	8		4
CW200	Coachwasher, panel to steering column support tube	9		4
211791	Crash pad	10	Blue	1
215342	Crash pad		Black	1
211792	Crash pad		Tan	1
215343	Crash pad		Chocolate	1
213476	Windscreen fillet	11		1
212319	Cubby box	12		1
212320	Lining main	13		1
212321	Lining RH side	14		1
212322	Lining LH side	15		1

Interior

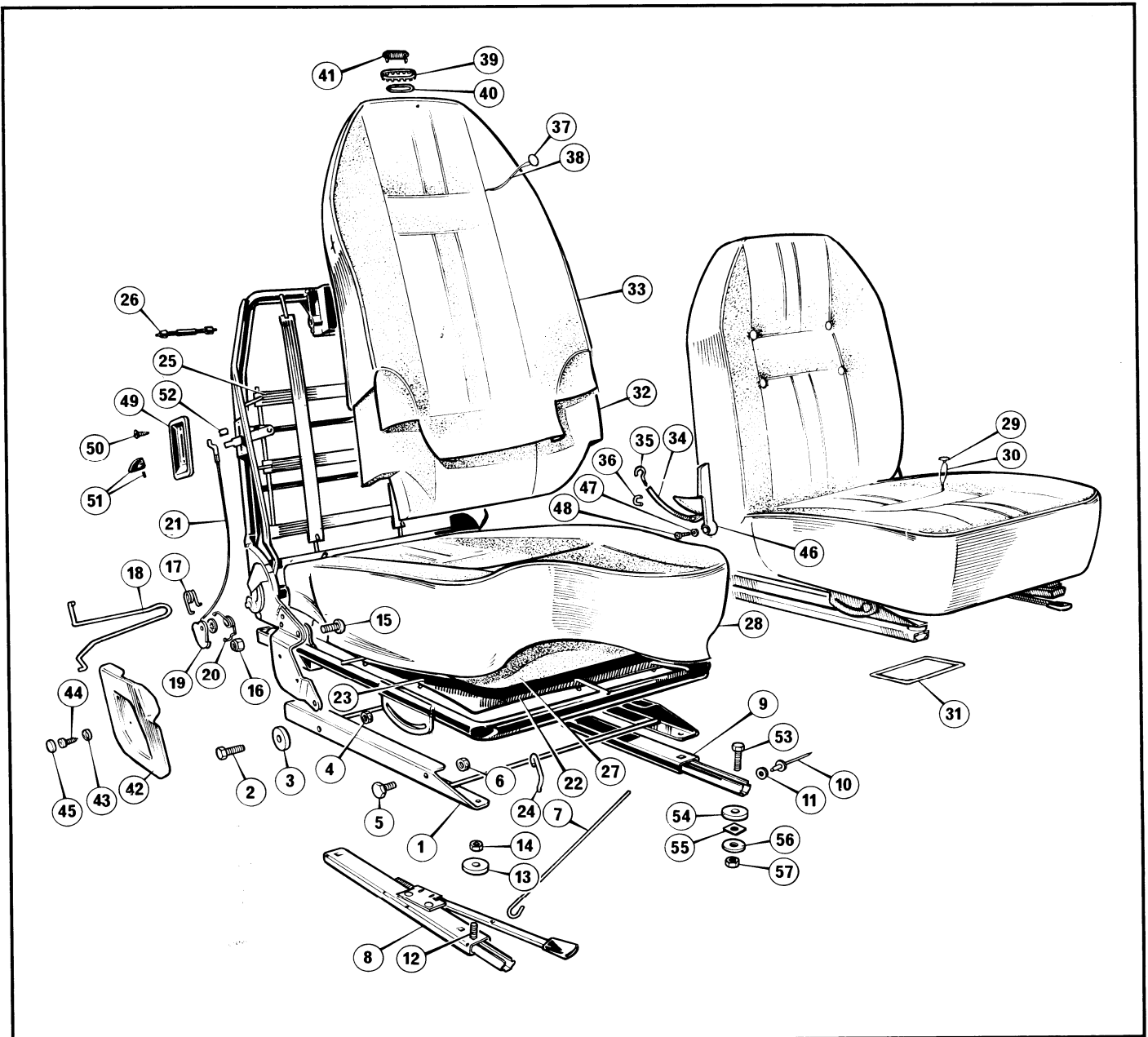
PART NO.	DESCRIPTION	ITEM	REMARKS	QTY.
INTERIOR—Fascia (continued)				
53255T	Screw, cubby box to crash pad	16	2
54568	Cupwasher, cubby box to crash pad	17	2
213907	Lid, cubby box	18	Black	1
216671	Handle, lid	19	1
213070	Starlock washer, handle to lid	20	2
209069	Lock, c/w locking nut and chrome washer	21	} GTE	1
7597	Key (quote serial number)	22		2
212624	Washer, lock to lid	23	} GTC	A.R.
51330	Washer, lock to lid	24		A.R.
214901	Lock, c/w washer	25	1
217472	Key (quote serial number)	26	2
23463	Rivet lock to lid	27	2
209223	Striker, cubby box lid	28	1
52123D	Screw, striker to body	29	2
51130B	Washer, striker to body	30	4
51200B	Lockwasher, striker to body	31	2
50680B	Nut, striker to body	32	2
212269	Hinge, lid	33	1
23463	Rivet, hinge to lid and mounting channel	34	14
211930	Mounting channel, cubby box hinge	35	1
52131B	Screw, channel to steering column support	36	2
51130B	Washer, channel to steering column support	37	2
51200B	Lockwasher, channel to steering column support	38	2
50680B	Nut, channel to steering column support	39	2
211942	Stiffener, cubby box hinge	40	1
212611	Insulation, radio support tube	41	GTC	1
217781	Mounting panel, centre console		GTE	1
213655	Mounting panel, centre console	1
215857	Side panel RH, blue trim	1
215858	Side panel LH, blue trim	1
215859	Side panel RH, black trim	1
215860	Side panel LH, black trim	1
215861	Side panel RH, tan trim	1
215862	Side panel LH, tan trim	1
215863	Side panel RH, chocolate trim	1
215864	Side panel LH, chocolate trim	1
53161S	Screw, side panel to mounting panel	42	8
53258T	Screw, side panel to body	43	2
54568	Cupwasher, side panel to body	44	2
212339	Bracket, centre console	45	2
53175B	Screw, mounting panel to body lower	46	2
54168K	Rivet, bracket securing	47	4
53172S	Screw, mounting panel to body upper	48	2
51130B	Washer, mounting panel to body upper	49	2
212610	Backing plate, panel light/rear wiper switches	50	GTE	2
212610	Backing plate, panel light		GTC	1
217782	Backing plate, aperture blanking screw		GTC	1
54169K	Rivet, plate to centre console	51	6
211831	Centre console	52	1
53162T	Screw, console to mounting panel	53	2
54568	Cupwasher, console to mounting panel	54	2
212663	Instrument panel	55	Overdrive	1
211830	Instrument panel		Automatic	1
53162T	Screw, panel to body	56	2
53168Q	Screw, panel to body	57	1
53255T	Screw, panel to crash pad support	3
54568	Cupwasher, panel to crash pad support	58	3
212610	Backing plate, overdrive switch	59	1
211840	Multiswitch cover, upper	60	1
213237	Multiswitch cover, lower	61	1
53161T	Screw, upper cover to lower cover	62	2
212495	Clip, upper cover to lower cover	63	2
53255T	Screw, lower cover to steering column	64	2
54568	Cupwasher, lower cover to steering column	65	2
54168K	Rivet, multiswitch cover to instrument panel	66	3
51145B	Washer, multiswitch cover to instrument panel	67	3

Interior



PART NO.	DESCRIPTION	ITEM	REMARKS	QTY.
INTERIOR—Bulkhead and steering column support				
216940	Bulkhead and steering column support tube	1		1
217936	Attachment plate, RH	2		1
217937	Attachment plate, LH	3		1
217733	Trim cover, attachment plate	4		2
51442B	Set screw, support tube and attachment plate to 'A' post	5		4
51201B	Lockwasher, support tube and attachment plate to 'A' post	6		4
CW200	Coachwasher, support tube and attachment plate to 'A' post	7		4
217397	Backing plate, support tube to body	8		1
54170K	Rivet, backing plate to body	9		2
51160B	Washer, backing plate to body	10		2
50045B	Bolt, support tube to body	11		2
51202B	Lockwasher, support tube to body	12		2
CW300	Coachwasher, support tube to body		2 off nominal, 8 off max.	A.R.
50046B	Bolt, support tube to body		Use when more than 2	2
			coachwashers fitted	

Interior



PART NO.	DESCRIPTION	ITEM	REMARKS	QTY.
INTERIOR—Front seats				
215386	Seat, RH front, c/w slides and support channel		Blue nylon	1
215387	Seat, LH front, c/w slides and support channel		Blue nylon	1
215388	Seat, RH front, c/w slides and support channel		Black nylon	1
215389	Seat, LH front, c/w slides and support channel		Black nylon	1
215390	Seat, RH front, c/w slides and support channel		Tan nylon	1
215391	Seat, LH front, c/w slides and support channel		Tan nylon	1
215392	Seat, RH front, c/w slides and support channel		Chocolate nylon	1
215393	Seat, LH front, c/w slides and support channel		Chocolate nylon	1
215394	Seat, RH front, c/w slides and support channel		Blue leather	1
215395	Seat, LH front, c/w slides and support channel		Blue leather	1
215396	Seat, RH front, c/w slides and support channel		Black leather	1
215397	Seat, LH front, c/w slides and support channel		Black leather	1
215398	Seat, RH front, c/w slides and support channel		Tan leather	1
215399	Seat, LH front, c/w slides and support channel		Tan leather	1
215400	Seat, RH front, c/w slides and support channel		Chocolate leather	1
215401	Seat, LH front, c/w slides and support channel		Chocolate leather	1
213566	Seat support channel	1		2
51482B	Screw, seat to channel rear	2		4



Interior



PART NO.	DESCRIPTION	ITEM	REMARKS	QTY.
INTERIOR—Front seats (continued)				
213058	Spacer, seat to channel rear	3		4
51002B	Nut, seat to channel rear	4		4
211810	Shoulder belt, seat to channel front	5		4
51002B	Nut, seat to channel rear	6		4
26966	Connecting rod, seat channel	7		1
213079	Seat slide outer, RH seat	8		1
213563	Seat slide inner, RH seat	9		1
213080	Seat slide outer, LH seat			1
213564	Seat slide inner, LH seat			1
54168M	Rivet, seat slide stop	10		4
51145B	Washer, seat slide stop	11		8
52162B	Screw, slide to seat channel	12		8
213058	Spacer, slide to seat channel	13		8
51001B	Nut, slide to seat channel	14		8
N.S.P.	Seat assembly, RH front			
N.S.P.	Seat assembly, LH front			
213697	Frame assembly, RH front seat			1
213698	Frame assembly, LH front seat			1
91633	Bolt, front seat squab to cushion	15		4
91634	Nut, front seat squab to cushion	16		4
91635	Spring, front seat cam mechanism return RH	17		2
91636	Spring, front seat cam mechanism return LH			2
91637	Torsion bar, RH front seat	18		2
91638	Torsion bar, LH front seat			2
91639	Catch, front seat throw forward RH	19		1
91640	Catch, front seat throw forward LH			1
91641	Spring, front seat throw forward catch return RH	20		1
91642	Spring front seat throw forward catch return LH			1
91643	Cable, front seat throw forward catch lift	21		2
213660	Diaphragm, front seat cushion	22		2
213661	Clip, seat diaphragm to frame	23		16
211625	Clip, diaphragm to seat frame	24		16
211682	Strap with clips, seat squab	25		2
211630	Roller, front seat headrest	26		2
212963	Padding, front seat cushion	27		2
215442	Cover, front seat cushion	28	Blue nylon	2
215443	Cover, front seat cushion		Black nylon	2
215444	Cover, front seat cushion		Tan nylon	2
215445	Cover, front seat cushion		Chocolate nylon	2
215446	Cover, front seat cushion		Blue leather	2
215447	Cover, front seat cushion		Black leather	2
215448	Cover, front seat cushion		Tan leather	2
215449	Cover, front seat cushion		Chocolate leather	2
211634	Clip, cushion cover to seat frame			40
215372	Button, front seat cushion	29	Blue nylon	8
215336	Button, front seat cushion		Black nylon	8
215373	Button, front seat cushion		Tan nylon	8
215377	Button, front seat cushion		Chocolate nylon	8
215374	Button, front seat cushion		Blue leather	8
215338	Button, front seat cushion		Black leather	8
211695	Button, front seat cushion		Tan leather	8
215339	Button, front seat cushion		Chocolate leather	8
55982	Twine, seat cushion, button to frame	30	24"	8
213089	Frame, seat cushion, button	31		2
212959	Padding, front seat squab	32		2
215482	Cover, front seat squab	33	Blue nylon	2
215483	Cover, front seat squab		Black nylon	2
215484	Cover, front seat squab		Tan nylon	2
215485	Cover, front seat squab		Chocolate nylon	2
215486	Cover, front seat squab		Blue leather	2
215487	Cover, front seat squab		Black leather	2
215488	Cover, front seat squab		Tan leather	2
215489	Cover, front seat squab		Chocolate leather	2
19183	Clip, front seat squab cover to frame			12
19183	Clip, retaining panel to frame			12
209422	Wire, front seat squab cover retaining	34		2
209423	Hook, squab cover retaining wire to frame	35		4
22808	Clip, front seat squab cover to frame	36		4
215372	Button, front seat squab	37	Blue nylon	8
215336	Button, front seat squab		Black nylon	8
215373	Button, front seat squab		Tan nylon	8
215337	Button, front seat squab		Chocolate nylon	8
215374	Button, front seat squab		Blue leather	8



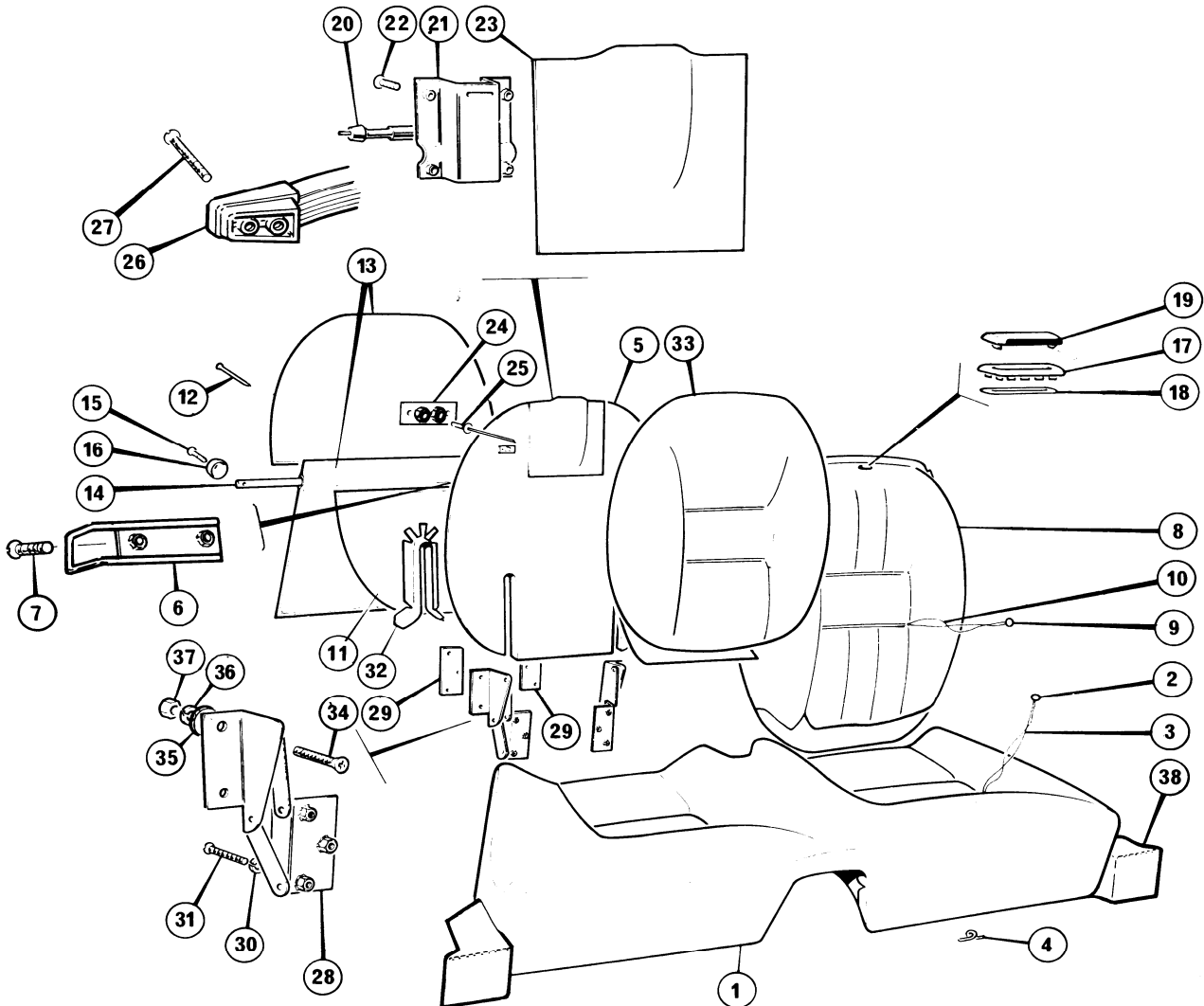
Section

R₆

Interior

PART NO.	DESCRIPTION	ITEM	REMARKS	QTY.
INTERIOR—Front seats (continued)				
215338	Button, front seat squab		Black leather	8
211965	Button, front seat squab		Tan leather	8
215339	Button, front seat squab		Chocolate leather	8
55982	Twine, upper button to squab	38	36"	4
55982	Twine, lower button to squab		24"	4
211627	Eyelet, headrest	39		2
211628	Washer, headrest	40		2
211629	Blanking plug, front seat headrest	41		2
212093	Cover, RH front seat mechanism	42	Blue trim	1
212094	Cover, LH front seat mechanism		Blue trim	1
213945	Cover, RH front seat mechanism		Black trim	1
213946	Cover, LH front seat mechanism		Black trim	1
212095	Cover, RH front seat mechanism		Tan trim	1
212096	Cover, LH front seat mechanism		Tan trim	1
213947	Cover, RH front seat mechanism		Chocolate trim	1
213948	Cover, LH front seat mechanism		Chocolate trim	1
215376	Washer, seat mechanism cover	43		4
213396	Screw, seat mechanism cover	44		4
215381	Snapcap, seat mechanism cover	45	Blue trim	4
215324	Snapcap, seat mechanism cover		Black trim	4
215380	Snapcap, seat mechanism cover		Tan trim	4
215322	Snapcap, seat mechanism cover		Chocolate trim	4
211631	Lever, front seat reclining	46		2
51200B	Lockwasher, seat reclining lever	47		2
52122B	Screw, seat reclining lever	48		2
211632	Escutcheon, seat tilt lever	49		2
53082Q	Screw, seat tilt lever escutcheon to seat frame	50		4
213718	Knob, tilt lever	51		2
213719	Clip, knob to tilt lever	52		2
50045B	Bolt, front seat slide to body	53		8
211767	Spacer, front seat slide to body	54		8
207393	Washer, waterproofing, front seat slide to body	55		8
207097	Coachwasher, front seat slide to body	56		8
51002B	Nut, front seat slide to body	57		8

Interior



PART NO.	DESCRIPTION	ITEM	REMARKS	QTY.
INTERIOR—Rear seat (GTE)				
215402	Cushion assembly, rear seat.....		Blue nylon	1
215403	Cushion assembly, rear seat.....		Black nylon.....	1
215404	Cushion assembly, rear seat.....		Tan nylon	1
215405	Cushion assembly, rear seat.....		Chocolate nylon.....	1
215406	Cushion assembly, rear seat.....		Blue leather	1
215407	Cushion assembly, rear seat.....		Black leather	1
215408	Cushion assembly, rear seat.....		Tan leather	1
215409	Cushion assembly, rear seat.....		Chocolate leather	1
215586	Cover, cushion.....	1	Blue nylon	1
215587	Cover, cushion.....		Black nylon.....	1
215588	Cover, cushion.....		Tan nylon	1
215589	Cover, cushion.....		Chocolate nylon.....	1
215590	Cover, cushion.....		Blue leather	1
215591	Cover, cushion.....		Black leather	1
215592	Cover, cushion.....		Tan leather	1
215593	Cover, cushion.....		Chocolate leather	1
215372	Button, cushion.....	2	Blue nylon	8
215336	Button, cushion.....		Black nylon.....	8



Interior



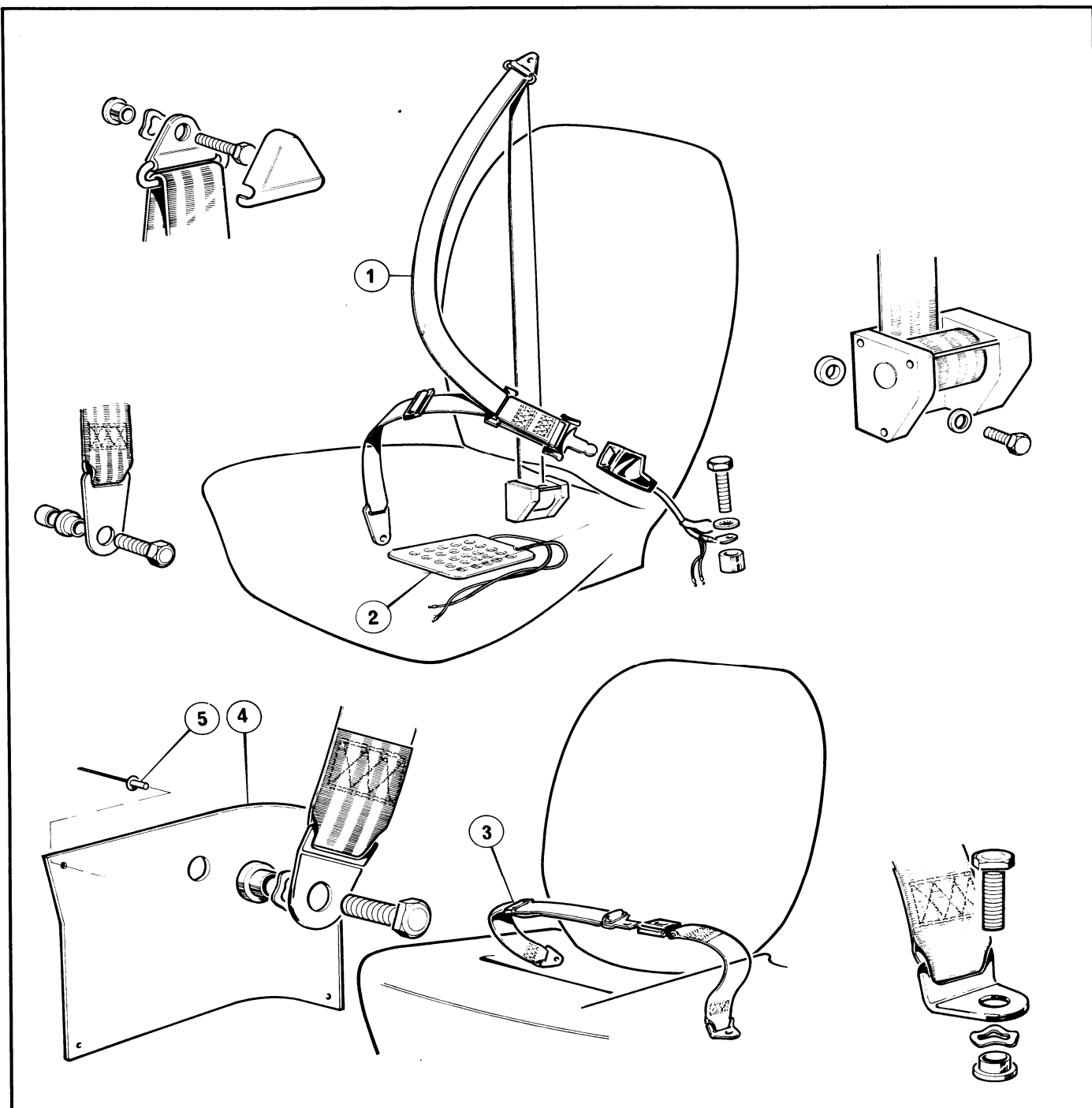
PART NO.	DESCRIPTION	ITEM	REMARKS	QTY.
INTERIOR—Rear seat (GTE) (continued)				
215373	Button, cushion.....		Tan nylon.....	8
215337	Button, cushion.....		Chocolate nylon.....	8
215374	Button, cushion.....		Blue leather.....	8
215338	Button, cushion.....		Black leather.....	8
211965	Button, cushion.....		Tan leather.....	8
215339	Button, cushion.....		Chocolate leather.....	8
55986	Twine, button to tie.....	3	24" long.....	8
212700	Tie, cushion button.....	4	8
216675	Squab assembly, rear seat RH.....		Blue nylon.....	1
216679	Squab assembly, rear seat LH.....		Blue nylon.....	1
216676	Squab assembly, rear seat RH.....		Black nylon.....	1
216680	Squab assembly, rear seat LH.....		Black nylon.....	1
216677	Squab assembly, rear seat RH.....		Tan nylon.....	1
216681	Squab assembly, rear seat LH.....		Tan nylon.....	1
216678	Squab assembly, rear seat RH.....		Chocolate nylon.....	1
216682	Squab assembly, rear seat LH.....		Chocolate nylon.....	1
216683	Squab assembly, rear seat RH.....		Blue leather.....	1
216687	Squab assembly, rear seat LH.....		Blue leather.....	1
216684	Squab assembly, rear seat RH.....		Black leather.....	1
216688	Squab assembly, rear seat LH.....		Black leather.....	1
216685	Squab assembly, rear seat RH.....		Tan leather.....	1
216689	Squab assembly, rear seat LH.....		Tan leather.....	1
216686	Squab assembly, rear seat RH.....		Chocolate leather.....	1
216690	Squab assembly, rear seat LH.....		Chocolate leather.....	1
216691	Backboard, squab RH.....	5	1
216692	Backboard, squab LH.....		1
213639	Striker, squab lock RH.....	6	1
213638	Striker, squab lock LH.....		1
52762B	Screw, striker to backboard.....	7	2
215710	Cover, squab.....	8	Blue nylon.....	2
215711	Cover, squab.....		Black nylon.....	2
215712	Cover, squab.....		Tan nylon.....	2
215713	Cover, squab.....		Chocolate nylon.....	2
215714	Cover, squab.....		Blue leather.....	2
215715	Cover, squab.....		Black leather.....	2
215716	Cover, squab.....		Tan leather.....	2
215717	Cover, squab.....		Chocolate leather.....	2
9992	Staple, cover to backboard.....		240
215372	Button, rear seat squab.....	9	Blue nylon.....	8
215336	Button, rear seat squab.....		Black nylon.....	8
215373	Button, rear seat squab.....		Tan nylon.....	8
215337	Button, rear seat squab.....		Chocolate nylon.....	8
215374	Button, rear seat squab.....		Blue leather.....	8
215338	Button, rear seat squab.....		Black leather.....	8
211965	Button, rear seat squab.....		Tan leather.....	8
215339	Button, rear seat squab.....		Chocolate leather.....	8
55982	Twine, button to backboard.....	10	8
9992	Staple, twine to backboard.....		48
215718	Cover panel lower, rear seat squab.....	11	2
215719	Cover panel lower, rear seat squab.....		2
215720	Cover panel lower, rear seat squab.....		2
215721	Cover panel lower, rear seat squab.....		2
211136	Gimp pin, lower panel to squab backboard.....	12	50
216694	Squab rear cover c/w flap.....	13	Blue trim.....	2
216695	Squab rear cover c/w flap.....		Black trim.....	2
216696	Squab rear cover c/w flap.....		Tan trim.....	2
216697	Squab rear cover c/w flap.....		Chocolate trim.....	2
207309	Strap, flap securing.....	14	2
53258T	Screw, rear cover to squab.....	15	4
54568	Cupwasher, rear cover to squab.....	16	4
211136	Gimp pin, rear cover to squab.....		26
211627	Eyelet, rear seat headrest.....	17	2
211628	Washer, rear seat headrest.....	18	2
211629	Blanking plug, rear seat headrest.....	19	2
211630	Roller, rear seat headrest.....	20	2
211973	Bracket, headrest retaining.....	21	2
51844B	Screw, headrest bracket to body.....	22	Chocolate leather.....	8
212517	Cover, panel, headrest bracket.....	23	2
9992	Staple, panel to backboard.....		12
216673	Backing plate, grab handle.....	24	4
54168K	Rivet, plate to backboard.....	25	8
216672	Grab handle, rear seat.....	26	2
52130B	Screw, grab handle to seat.....	27	8



Interior

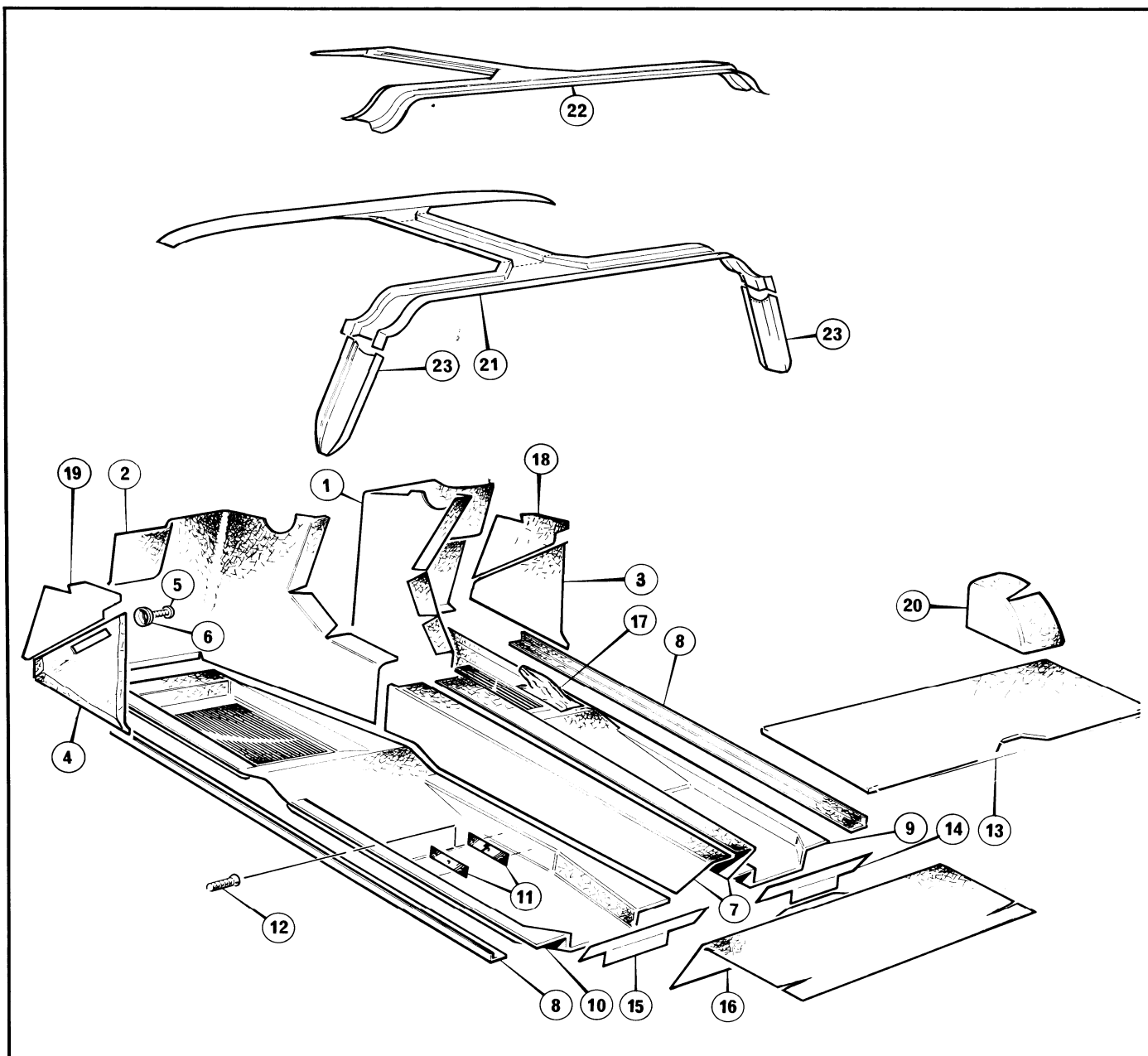
PART NO.	DESCRIPTION	ITEM	REMARKS	QTY.
INTERIOR—Rear seat (GTE) (continued)				
211893	Hinge, RH rear seat squab	28	2
211894	Hinge, LH rear seat squab	2
211914	Backing plate, hinge to backboard	29	4
8843	Lockwasher, hinge to backboard	30	12
51888B	Screw, hinge to backboard	31	12
215702	Cover, rear seat hinge	32	Blue	4
215703	Cover, rear seat hinge		Black	4
215704	Cover, rear seat hinge		Tan	4
215705	Cover, rear seat hinge		Chocolate	4
211781	Padding, squab	33	2
51888B	Screw, rear seat hinge to body	34	8
CW200	Coachwasher, rear seat hinge to body	35	8
51201B	Lockwasher, rear seat hinge to body	36	8
50681B	Nut, rear seat hinge to body	37	8
215594	Trim cover RH, seat belt reel	38	Blue trim	1
215595	Trim cover LH, seat belt reel		Blue trim	1
215596	Trim cover RH, seat belt reel		Black trim	1
215597	Trim cover LH, seat belt reel		Black trim	1
215598	Trim cover RH, seat belt reel		Tan trim	1
215599	Trim cover LH, seat belt reel		Tan trim	1
215600	Trim cover RH, seat belt reel		Chocolate trim	1
215601	Trim cover LH, seat belt reel		Chocolate trim	1
204143	Buffer, squab to body	8
53186B	Screw, buffer to body	8
53173S	Screw, cushion strap to body	2

Interior

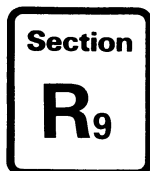


PART NO.	DESCRIPTION	ITEM	REMARKS	QTY.
INTERIOR—Seat belts				
213854	Kit, seat belt front		Up to chassis no. SCD190154AH005522.	1
218029	Kit, seat belt front	1	From chassis no. SCD190154AH005523.	1
213860	Sensor, seat belt warning indicator	2	2
213979	Harness, seat belt warning*indicator	2
212661	Kit, seat belt, rear		Up to chassis no. SCD190356AL005560	1
218303	Kit, seat belt, rear	3	From chassis no. SCD190356AL005561	1
212659	Reinforcing plate, seat belt anchorage RH	4	1
212658	Reinforcing plate, seat belt anchorage LH	1
54170M	Rivet, plate to body	5	4

Interior



PART NO.	DESCRIPTION	ITEM	REMARKS	QTY.
INTERIOR—Soft trim—carpets and trim covers (GTC)				
212271	Carpet, front bulkhead, engine side RH	1	Blue carpet	1
212272	Carpet, front bulkhead, engine side LH	2	Blue carpet	1
215809	Carpet, front bulkhead, engine side RH		Black carpet	1
215810	Carpet, front bulkhead, engine side LH		Black carpet	1
216344	Carpet, front bulkhead, engine side RH		Chestnut carpet	1
216345	Carpet, front bulkhead, engine side LH		Chestnut carpet	1
217538	Access panel, footwell side RH	3	Blue carpet	1
217539	Access panel, footwell side LH	4	Blue carpet	1
217540	Access panel, footwell side RH		Black carpet	1
217541	Access panel, footwell side LH		Black carpet	1
217542	Access panel, footwell side RH		Chestnut carpet	1
217543	Access panel, footwell side LH		Chestnut carpet	1
53258T	Screw, footwell side panel to body	5		6
54568	Cupwasher, footwell side panel to body	6		6
212273	Carpet, propshaft side	7	Blue carpet	2
215814	Carpet, propshaft side		Black carpet	2
216346	Carpet, propshaft side		Chestnut carpet	2
212275	Carpet, door sill	8	Blue carpet	2

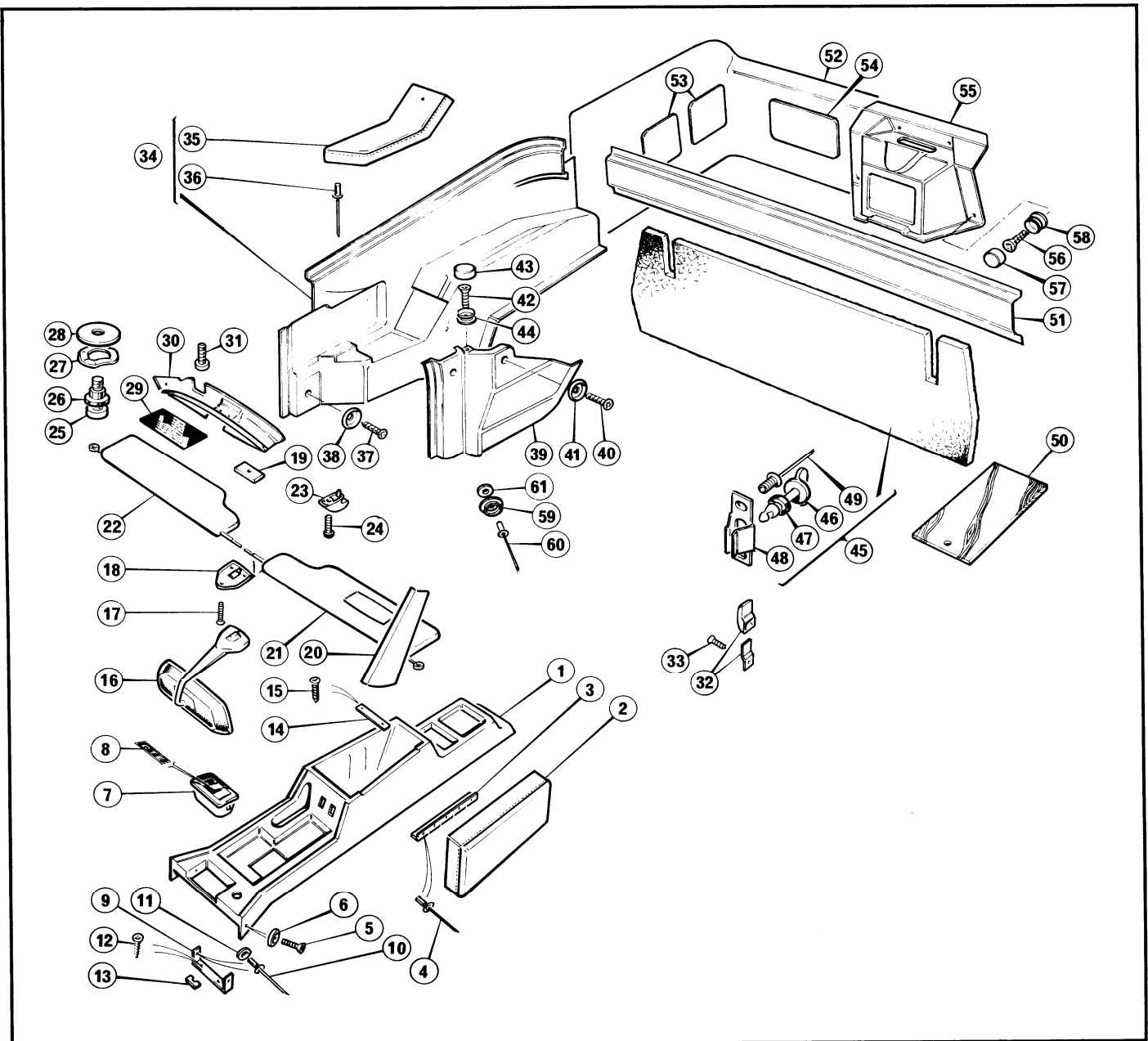


Interior



PART NO.	DESCRIPTION	ITEM	REMARKS	QTY.
INTERIOR—Soft trim—carpets and trim covers (GTC) (continued)				
215817	Carpet, door sill		Black carpet	2
216347	Carpet, door sill		Chestnut carpet	2
211783	Carpet, floor RH	9	Blue carpet	1
211784	Carpet, floor LH	10	Blue carpet	1
215320	Carpet, floor RH		Black carpet	1
215321	Carpet, floor LH		Black carpet	1
216349	Carpet, floor RH		Chestnut carpet	1
216350	Carpet, floor LH		Chestnut carpet	1
212506	Retaining plate, carpet	11	2
53093Q	Screw, retaining plate	12	6
217687	Carpet, boot floor	13	Blue carpet	1
217688	Carpet, boot floor		Black carpet	1
217689	Carpet, boot floor		Chestnut carpet	1
212644	Carpet, rear seat pan side RH	14	Blue carpet	1
212645	Carpet, rear seat pan side LH	15	Blue carpet	1
215835	Carpet, rear seat pan side RH		Black carpet	1
215836	Carpet, rear seat pan side LH		Black carpet	1
216358	Carpet, rear seat pan side RH		Chestnut carpet	1
216359	Carpet, rear seat pan side LH		Chestnut carpet	1
217681	Carpet, rear seat pan, rear	16	Blue carpet	1
217682	Carpet, rear seat pan, rear		Black carpet	1
217683	Carpet, rear seat pan, rear		Chestnut carpet	1
215947	Gaiter, handbrake lever	17	Blue leather	1
215948	Gaiter, handbrake lever		Black leather	1
212366	Gaiter, handbrake lever		Tan leather	1
215949	Gaiter, handbrake lever		Chocolate leather	1
217675	Carpet, footwell side RH upper	18	Blue carpet	1
217676	Carpet, footwell side LH upper	19	Blue carpet	1
217677	Carpet, footwell side RH upper		Black carpet	1
217678	Carpet, footwell side LH upper		Black carpet	1
217679	Carpet, footwell side RH upper		Chestnut carpet	1
217680	Carpet, footwell side LH upper		Chestnut carpet	1
217690	Carpet, rear wheelarch RH	20	Blue carpet	1
217691	Carpet, rear wheelarch LH		Blue carpet	1
217692	Carpet, rear wheelarch RH		Black carpet	1
217693	Carpet, rear wheelarch LH		Black carpet	1
217694	Carpet, rear wheelarch RH		Chestnut carpet	1
217695	Carpet, rear wheelarch LH		Chestnut carpet	1
217136	Trim cover, roll over bar, inner	21	1
217629	Trim cover, roll over bar, outer	22	1
216615	Edge finisher, roll over bar side		65" long	2
216615	Edge finisher, roll over bar rear		50" long	1
217140	Trim cover, 'B' post	23	2

Interior



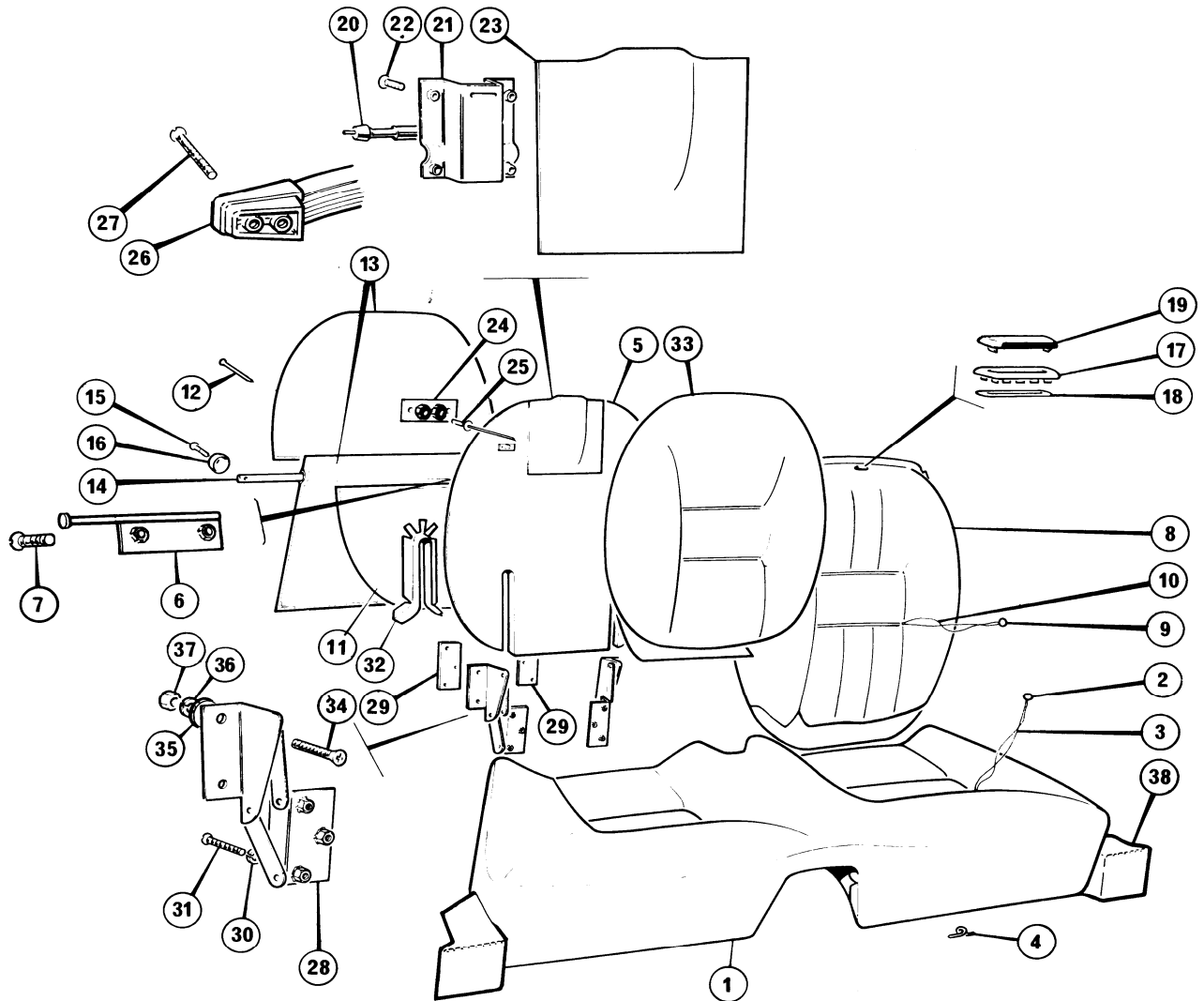
PART NO.	DESCRIPTION	ITEM	REMARKS	QTY.
INTERIOR—Hard trim, centre console and rear quarter panels (GTC)				
213525	Centre console, overdrive.....	1	Blue.....	1
213915	Centre console, overdrive.....		Black.....	1
213526	Centre console, overdrive.....		Tan.....	1
213917	Centre console, overdrive.....		Chocolate.....	1
212332	Centre console, automatic.....		Blue.....	1
213916	Centre console, automatic.....		Black.....	1
212333	Centre console, automatic.....		Tan.....	1
213918	Centre console, automatic.....		Chocolate.....	1
217848	Lid, centre console.....	2	Blue nylon.....	1
217849	Lid, centre console.....		Black nylon.....	1
217850	Lid, centre console.....		Tan nylon.....	1
217851	Lid, centre console.....		Chocolate nylon.....	1
215902	Lid, centre console.....		Blue leather.....	1
215903	Lid, centre console.....		Black leather.....	1
212343	Lid, centre console.....		Tan leather.....	1
215905	Lid, centre console.....		Chocolate leather.....	1
212270	Hinge, console lid.....	3	1
23463	Rivet, hinge to lid and centre console.....	4	10

PART NO.	DESCRIPTION	ITEM	REMARKS	QTY.
INTERIOR—Hard trim, centre console and rear quarter panels (GTC) (continued)				
53255T	Screw, centre console to body side	5	2
54568	Cup washer, centre console to body side	6	2
208876	Ash tray	7	2
216526	Motif, ash tray GTC	8	2
209075	Bracket, ash tray	9	2
54168K	Rivet, bracket to console	10	4
51145B	Washer, bracket to centre console	11	4
53095B	Screw, bracket to centre console	12	4
23698	Spacer, bracket to body	13	A.R.
212338	Plate, console to body	14	2
53175Q	Screw, console to body	15	2
211618	Interior mirror, dipping	16	1
211694	Screw, mirror to body	17	3
211619	Base plate, mirror to body	18	1
212613	Spacer, mirror to body	19	1
217308	Trim cover, RH 'A' post	1
217309	Trim cover, LH 'A' post	20	1
216433	Sun visor c/w vanity mirror	21	1
216431	Sun visor, plain	22	1
217244	Retainer, sun visor	23	2
211694	Screw, retainer to header rail	24	2
217470	Screw, sun visor pivot bar to header rail	25	2
217432	Collar, sun visor pivot bar to header rail	26	2
217246	Waved washer, sun visor pivot bar to header rail	27	2
217247	Washer, sun visor pivot bar to header rail	28	2
217245	Screw, sun visor pivot bar to header rail		Alternative to items 25 & 26	2
217347	Hood stowage instruction label	29	1
217385	Toggle cover RH	30	1
217386	Toggle cover LH	1
53161T	Screw, toggle cover to header rail	31	2
206372	Coat hook	32	2
53243D	Screw, coat hook to body	33	4
217166	Trim panel, RH rear quarter	34	Blue trim	1
217167	Trim panel, LH rear quarter		Blue trim	1
217168	Trim panel, RH rear quarter		Black trim	1
217169	Trim panel, LH rear quarter		Black trim	1
217170	Trim panel, RH rear quarter		Tan trim	1
217171	Trim panel, LH rear quarter		Tan trim	1
217172	Trim panel, RH rear quarter		Chocolate trim	1
217173	Trim panel, LH rear quarter		Chocolate trim	1
217174	Arm rest, RH rear	35	Blue nylon	1
217175	Arm rest, LH rear		Blue nylon	1
217176	Arm rest, RH rear		Black nylon	1
217177	Arm rest, LH rear		Black nylon	1
217178	Arm rest, RH rear		Tan nylon	1
217179	Arm rest, LH rear		Tan nylon	1
217180	Arm rest, RH rear		Chocolate nylon	1
217181	Arm rest, LH rear		Chocolate nylon	1
217182	Arm rest, RH rear		Blue leather	1
217183	Arm rest, LH rear		Blue leather	1
217184	Arm rest, RH rear		Black leather	1
217185	Arm rest, LH rear		Black leather	1
217186	Arm rest, RH rear		Tan leather	1
217187	Arm rest, LH rear		Tan leather	1
217188	Arm rest, RH rear		Chocolate leather	1
217189	Arm rest, LH rear		Chocolate leather	1
54168K	Rivet, arm rest to rear quarter panel	36	8
53172T	Screw, rear quarter panel to body	37	4
54568	Cupwasher, rear quarter panel to body	38	4
217310	Hood frame pivot cover RH	39	Blue trim	1
217311	Hood frame pivot cover LH		Blue trim	1
217312	Hood frame pivot cover RH		Black trim	1
217313	Hood frame pivot cover LH		Black trim	1
217314	Hood frame pivot cover RH		Tan trim	1
217315	Hood frame pivot cover LH		Tan trim	1
217316	Hood frame pivot cover RH		Chocolate trim	1
217317	Hood frame pivot cover LH		Chocolate trim	1
53258T	Screw, cover securing	40	2
54568	Cupwasher, cover securing	41	2
53162S	Screw, cover securing	42	1
215381	Snapcap, cover securing	43	Blue trim	1
215324	Snapcap, cover securing		Black trim	1
215380	Snapcap, cover securing		Tan trim	1

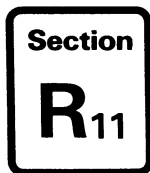
Interior

PART NO.	DESCRIPTION	ITEM	REMARKS	QTY.
INTERIOR—Hard trim, centre console and rear quarter panels (GTC) (continued)				
215322	Snapcap, cover securing		Chocolate trim	1
215376	Washer, cover securing	44	1
216662	Detachable partition, boot	45	Blue	1
217440	Detachable partition, boot		Black	1
217441	Detachable partition, boot		Chestnut	1
216668	Stud, partition securing	46	2
216669	Washer, partition securing	47	2
216667	Clip, partition securing	48	2
216670	Rivet, clip securing	49	4
216565	Lid, tool and valuables boxes	50	2
217581	Trim strip, passenger compartment	51	Blue trim	1
217582	Trim strip, passenger compartment		Black trim	1
217583	Trim strip, passenger compartment		Tan trim	1
217584	Trim strip, passenger compartment		Chocolate trim	1
217585	Trim strip, RH boot side	52	Blue trim	1
217586	Trim strip, RH boot side		Black trim	1
217587	Trim strip, RH boot side		Tan trim	1
217588	Trim strip, RH boot side		Chocolate trim	1
217589	Trim strip, LH boot side		Blue trim	1
217590	Trim strip, LH boot side		Black trim	1
217591	Trim strip, LH boot side		Tan trim	1
217592	Trim strip, LH boot side		Chocolate trim	1
217558	Access panel, boot side	53	Blue trim	4
217559	Access panel, boot side		Black trim	4
217560	Access panel, boot side		Tan trim	4
217561	Access panel, boot side		Chocolate trim	4
217550	Access panel, rear light	54	Blue trim	2
217551	Access panel, rear light		Black trim	2
217552	Access panel, rear light		Tan trim	2
217553	Access panel, rear light		Chocolate trim	2
217774	Access panel, boot lock	55	Blue trim	1
217720	Access panel, boot lock		Black trim	1
217775	Access panel, boot lock		Tan trim	1
217776	Access panel, boot lock		Chocolate trim	1
53162S	Screw, access panels securing	56	16
215381	Snapcap, access panels securing	57	Blue trim	16
215324	Snapcap, access panels securing		Black trim	16
215380	Snapcap, access panels securing		Tan trim	16
215322	Snapcap, access panels securing		Chocolate trim	16
215376	Washer, access panels securing	58	16
19313	Stud, stowage cover to body	59	4
51160B	Rivet, stowage cover to body	60	4
54170K	Washer, stowage cover to body	61	4

Interior



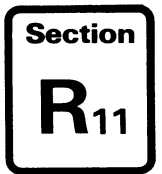
PART NO.	DESCRIPTION	ITEM	REMARKS	QTY.
INTERIOR—Rear seat (GTC)				
215402	Cushion assembly, rear seat.		Blue nylon	1
215403	Cushion assembly, rear seat.		Black nylon.	1
215404	Cushion assembly, rear seat.		Tan nylon	1
215405	Cushion assembly, rear seat.		Chocolate nylon.	1
215406	Cushion assembly, rear seat.		Blue leather	1
215407	Cushion assembly, rear seat.		Black leather	1
215408	Cushion assembly, rear seat.		Tan leather	1
215409	Cushion assembly, rear seat.		Chocolate leather	1
215586	Cover, cushion.	1	Blue nylon	1
215587	Cover, cushion.		Black nylon.	1
215588	Cover, cushion.		Tan nylon	1
215589	Cover, cushion.		Chocolate nylon.	1
215590	Cover, cushion.		Blue leather	1
215591	Cover, cushion.		Black leather	1
215592	Cover, cushion.		Tan leather	1
215593	Cover, cushion.		Chocolate leather	1
215372	Button, cushion.	2	Blue nylon	8
215336	Button, cushion.		Black nylon.	8



Interior



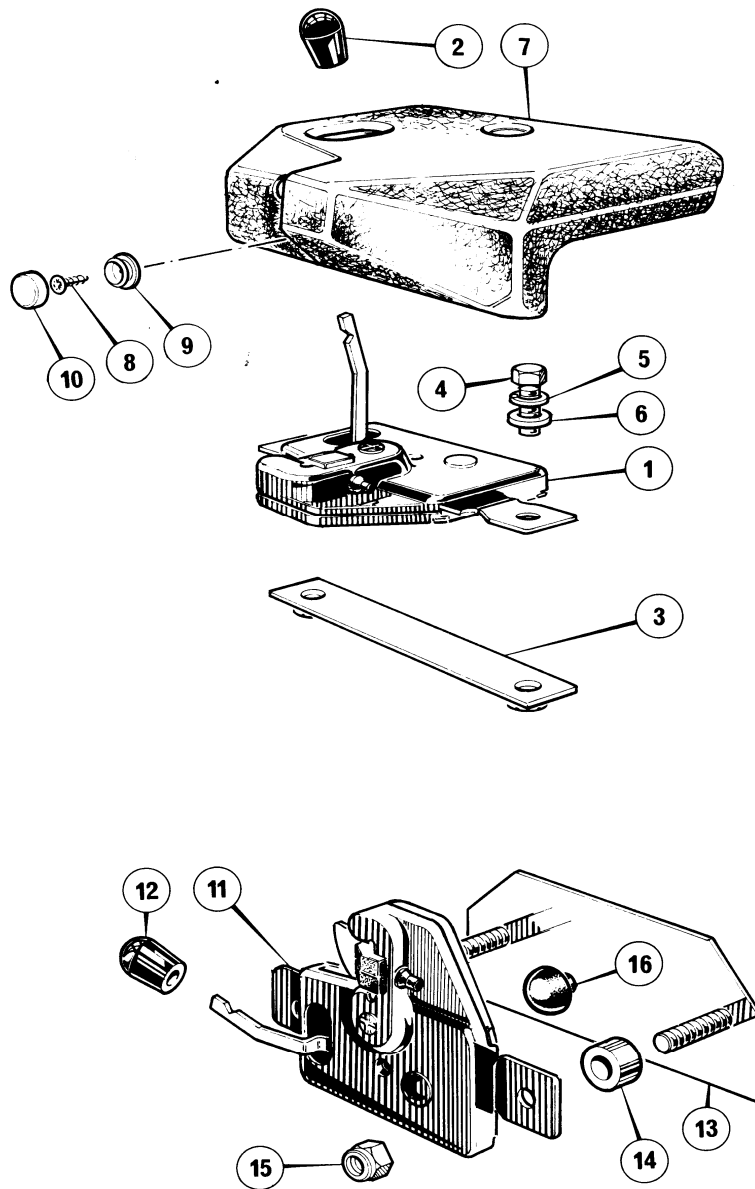
PART NO.	DESCRIPTION	ITEM	REMARKS	QTY.
INTERIOR—Rear seat (GTC) (continued)				
215373	Button, cushion.....		Tan nylon.....	8
215337	Button, cushion.....		Chocolate nylon.....	8
215374	Button, cushion.....		Blue leather.....	8
215338	Button, cushion.....		Black leather.....	8
211965	Button, cushion.....		Tan leather.....	8
215339	Button, cushion.....		Chocolate leather.....	8
55986	Twine, button to tie.....	3	24" long.....	8
212700	Tie, cushion button.....	4		8
217256	Squab assembly, rear seat RH.....		Blue nylon.....	1
217257	Squab assembly, rear seat LH.....		Blue nylon.....	1
217258	Squab assembly, rear seat RH.....		Black nylon.....	1
217259	Squab assembly, rear seat LH.....		Black nylon.....	1
217260	Squab assembly, rear seat RH.....		Tan nylon.....	1
217261	Squab assembly, rear seat LH.....		Tan nylon.....	1
217262	Squab assembly, rear seat RH.....		Chocolate nylon.....	1
217263	Squab assembly, rear seat LH.....		Chocolate nylon.....	1
217264	Squab assembly, rear seat RH.....		Blue leather.....	1
217265	Squab assembly, rear seat LH.....		Blue leather.....	1
217266	Squab assembly, rear seat RH.....		Black leather.....	1
217267	Squab assembly, rear seat LH.....		Black leather.....	1
217268	Squab assembly, rear seat RH.....		Tan leather.....	1
217269	Squab assembly, rear seat LH.....		Tan leather.....	1
217270	Squab assembly, rear seat RH.....		Chocolate leather.....	1
217271	Squab assembly, rear seat LH.....		Chocolate leather.....	1
217272	Backboard, squab RH.....	5		1
217273	Backboard, squab LH.....			1
216513	Striker, squab lock RH.....	6		1
216512	Striker, squab lock LH.....			1
51926A	Screw, striker to backboard.....	7		2
216630	Adjuster plate, striker.....			2
217274	Cover, squab.....	8	Blue nylon.....	2
217275	Cover, squab.....		Black nylon.....	2
217276	Cover, squab.....		Tan nylon.....	2
217277	Cover, squab.....		Chocolate nylon.....	2
217278	Cover, squab.....		Blue leather.....	2
217279	Cover, squab.....		Black leather.....	2
217280	Cover, squab.....		Tan leather.....	2
217281	Cover, squab.....		Chocolate leather.....	2
9992	Staple, cover to backboard.....			240
215372	Button, rear seat squab.....	9	Blue nylon.....	8
215336	Button, rear seat squab.....		Black nylon.....	8
215373	Button, rear seat squab.....		Tan nylon.....	8
215337	Button, rear seat squab.....		Chocolate nylon.....	8
215374	Button, rear seat squab.....		Blue leather.....	8
215338	Button, rear seat squab.....		Black leather.....	8
211965	Button, rear seat squab.....		Tan leather.....	8
215339	Button, rear seat squab.....		Chocolate leather.....	8
55982	Twine, button to backboard.....	10		8
9992	Staple, twine to backboard.....			48
215718	Cover panel lower, rear seat squab.....	11	Blue trim.....	2
215719	Cover panel lower, rear seat squab.....		Black trim.....	2
215720	Cover panel lower, rear seat squab.....		Tan trim.....	2
215721	Cover panel lower, rear seat squab.....		Chocolate trim.....	2
211136	Gimp pin, lower panel to squab backboard.....	12		50
216694	Squab rear cover c/w flap.....	13	Blue trim.....	2
216695	Squab rear cover c/w flap.....		Black trim.....	2
216696	Squab rear cover c/w flap.....		Tan trim.....	2
216697	Squab rear cover c/w flap.....		Chocolate trim.....	2
207309	Strap, flap securing.....	14		2
53258T	Screw, rear cover to squab.....	15		4
54568	Cupwasher, rear cover to squab.....	16		4
211136	Gimp pin, rear cover to squab.....			26
211627	Eyelet, rear seat headrest.....	17		2
211628	Washer, rear seat headrest.....	18		2
211629	Blanking plug, rear seat headrest.....	19		2
211630	Roller, rear seat headrest.....	20		2
211973	Bracket, headrest retaining.....	21		2
51844B	Screw, headrest bracket to body.....	22		8
212517	Cover, panel, headrest bracket.....	23		2
9992	Staple, panel to backboard.....			12
216673	Backing plate, grab handle.....	24		4
217463	Rivet, plate to backboard.....	25		8
216672	Grab handle, rear seat.....	26		2



Interior

PART NO.	DESCRIPTION	ITEM	REMARKS	QTY.
INTERIOR—Rear seat (GTC) (continued)				
52130B	Screw, grab handle to seat	27		4
211893	Hinge, RH rear seat squab	28		2
211894	Hinge, LH rear seat squab			2
211914	Backing plate, hinge to backboard	29		4
8843	Lockwasher, hinge to backboard	30		12
51886B	Screw, hinge to backboard	31		12
215702	Cover, rear seat hinge	32	Blue	4
215703	Cover, rear seat hinge		Black	4
215704	Cover, rear seat hinge		Tan	4
215705	Cover, rear seat hinge		Chocolate	4
211781	Padding, squab	33		2
51888B	Screw, rear seat hinge to body	34		8
CW200	Coachwasher, rear seat hinge to body	35		8
51201B	Lockwasher, rear seat hinge to body	36		8
50681B	Nut, rear seat hinge to body	37		8
215594	Trim cover RH, seat belt reel	38	Blue trim	1
215595	Trim cover LH, seat belt reel		Blue trim	1
215596	Trim cover RH, seat belt reel		Black trim	1
215597	Trim cover LH, seat belt reel		Black trim	1
215598	Trim cover RH, seat belt reel		Tan trim	1
215599	Trim cover LH, seat belt reel		Tan trim	1
215600	Trim cover RH, seat belt reel		Chocolate trim	1
215601	Trim cover LH, seat belt reel		Chocolate trim	1
204143	Buffer, squab to body			8
53186B	Screw, buffer to body			8
53173S	Screw, cushion strap to body			2

Interior



PART NO.	DESCRIPTION	ITEM	REMARKS	QTY.
----------	-------------	------	---------	------

INTERIOR—Rear seat squab lock

213737	Squab lock assembly, c/w knob RH			1
213637	Rear squab lock, RH	1		1
213736	Knob, rear squab lock	2		1
213738	Squab lock assembly, c/w knob LH			1
213636	Rear squab lock, LH			1
213736	Knob, rear squab lock			1
213644	Backing plate, rear squab lock	3		2
51484B	Screw, rear squab lock to body	4		4
51202B	Lockwasher, rear squab lock to body	5	GTE	4
51132B	Washer, rear squab lock to body	6		4
213739	Cover, rear squab lock, RH	7	Blue	1
213740	Cover, rear squab lock, LH		Blue	1
213939	Cover, rear squab lock, RH		Black	1
213940	Cover, rear squab lock, LH		Black	1
213741	Cover, rear squab lock, RH		Tan	1
213742	Cover, rear squab lock, LH		Tan	1
213941	Cover, rear squab lock, RH		Chocolate	1
213942	Cover, rear squab lock, LH		Chocolate	1

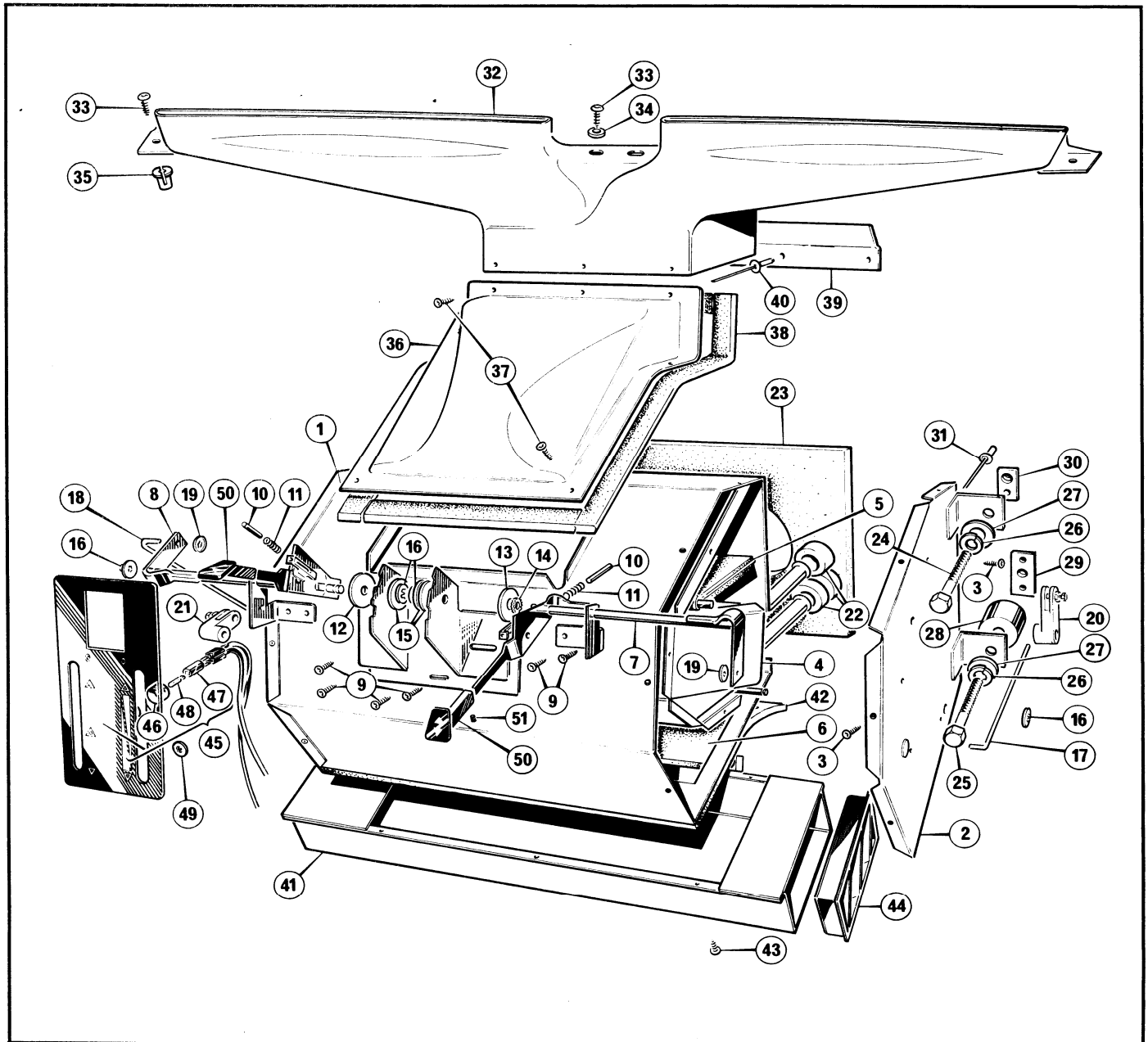


Interior



PART NO.	DESCRIPTION	ITEM	REMARKS	QTY.
INTERIOR—Rear seat squab lock (continued)				
53090B	Screw, cover to body	8	}	4
215375	Washer, cover to body	9		4
215377	Cap	10		4
215378	Cap			4
215379	Cap		} Tan	4
215323	Cap			4
216613	Squab lock assembly, c/w knob RH			1
216610	Rear squab lock, RH	11		1
213786	Knob, rear squab lock	12	} GTC.	1
216614	Squab lock assembly, c/w knob, LH			1
216611	Rear squab lock, LH			1
213786	Knob, rear squab lock			1
216600	Backing plate, rear squab lock	13	}	2
217136	Spacer, rear squab lock to body	14		4
50812N	Nut, rear squab lock to body	15		4
18839	Buffer, catch to rear quarter panel	16		2

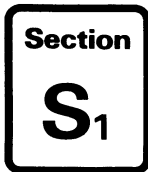
Heating



PART NO.	DESCRIPTION	ITEM	REMARKS	QTY.
----------	-------------	------	---------	------

HEATING—Heater unit

212626	Heater unit c/w foam padding			1
24370	Heater unit			1
91071	Heater casing assembly	1		1
91070	Side cover assembly	2		1
53080	Screw, side cover to casing	3		12
91076	Radiator and seals assembly	4		1
91074	Air mixing valve and seal assembly	5		1
91075	Distribution valve and seal assembly	6		1
91072	Levers and spindle assembly RH	7		1
91073	Levers and spindle assembly LH	8		1
91087	Screw, levers and spindle to casing	9		9
91078	Plunger	10		2
91081	Spring, plunger	11		1
91082	Spacer	12		1
91085	Friction disc	13		1
91090	Shakeproof washer	14		1
91083	Spring washer	15		4
91088	Spire clip	16		4

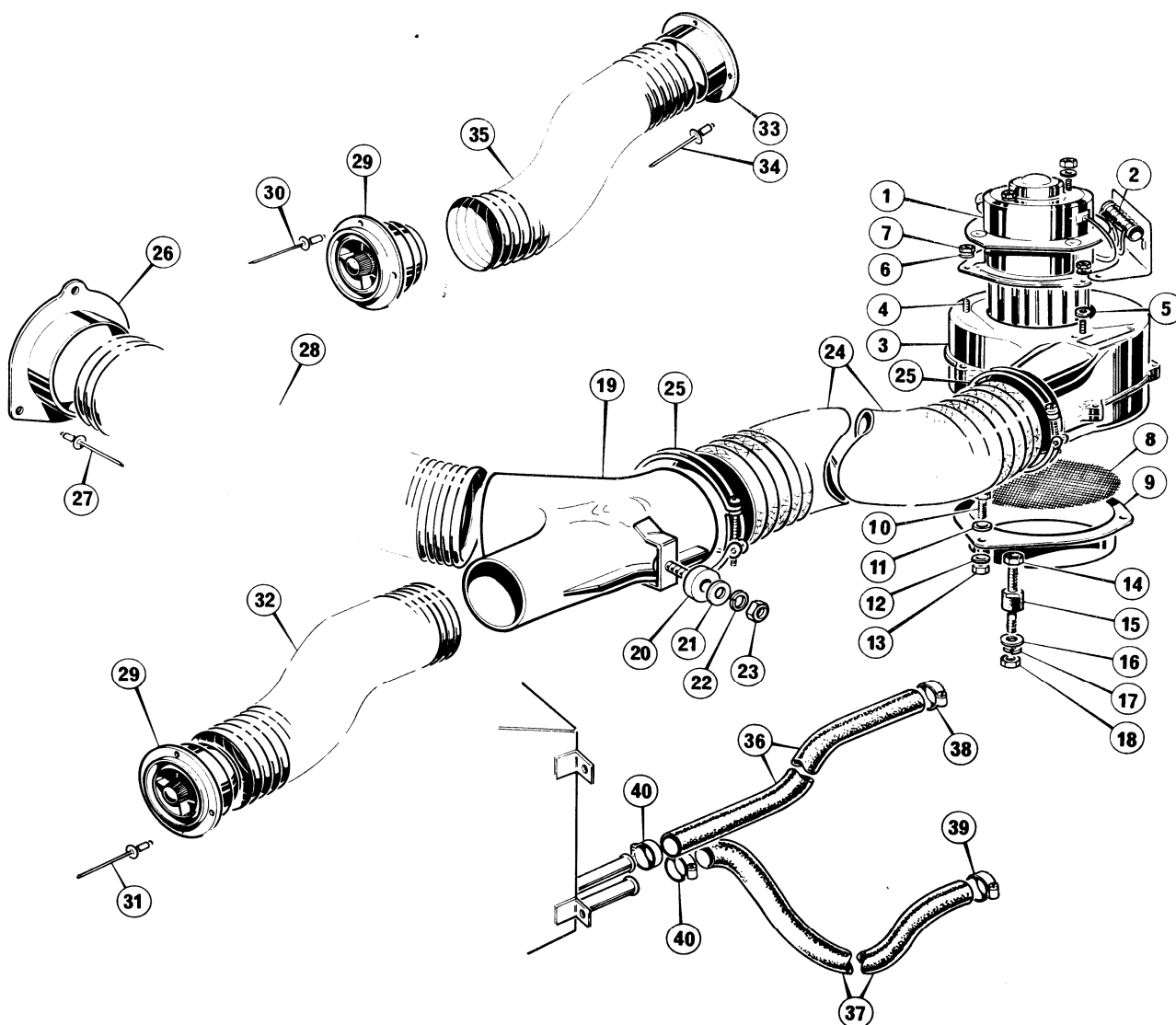


Heating




PART NO.	DESCRIPTION	ITEM	REMARKS	QTY.
HEATING—Heater unit (continued)				
91079	Link rod RH	17		1
91080	Link rod LH.	18		1
91089	Starlock washer, link rod	19		2
91077	Lever, distribution valve	20		1
91091	Lever, air blend valve	21		1
91084	Sponge washer, water pipes	22		3
212618	Padding, heater to body	23		1
51442B	Set screw, heater to body, top	24		2
51444B	Set screw, heater to body, bottom	25		2
51201B	Lockwasher, heater to body.	26		4
51131B	Washer, heater to body	27		4
205360	Spacer, heater to body, bottom	28		2
206966	Backing plate, heater support	29		3
209195	Backing plate, heater support	30		1
54169K	Rivet, plates to body	31		7
208831	Demist nozzle.	32		1
53172Q	Screw, demist nozzle to body	33		4
51130B	Washer, demist nozzle to body	34		2
16043	Insert, demist nozzle to body	35		4
FG1812	Extension, nozzle to heater	36		1
53161S	Screw, extension to heater and body	37		7
57447	Sealant, extension to heater and body	38	28"	1
209071	Clip, extension to heater and body	39		1
54168K	Rivet, clip to body	40		2
213444	Air distribution box, footwell	41		1
23110	Seal, distribution box to heater unit	42		1
53161B	Screw, distribution box to heater unit.	43		6
24377	Air vent RH, distribution box	44		1
24378	Air vent LH, distribution box			1
213811	Heater bezel assembly	45		1
91762	Clip	46		1
212686	Bulb holder.	47		1
212687	Bulb.	48		1
212717	Clip, heater bezel.	49		3
209227	Knob assembly, heater control	50		2
209229	Grub screw, knob retaining	51		2
216624	Seal, water pipe, bulkhead aperture			2

Heater and Ventilation



PART NO.	DESCRIPTION	ITEM	REMARKS	QTY.
HEATER AND VENTILATION—Blower units and hoses				
211467	Blower unit assembly, RH			1
211466	Blower unit assembly, LH			1
91573	Motor and mounting plate RH, blower unit	1		1
91559	Motor and mounting plate LH, blower unit			1
91560	Resistor and leads, blower unit	2		2
91561	Blower halves, blower unit	3		2
91101	Screw, motor mounting plate to blower halves	4		6
91099	Washer, motor mounting plate to blower halves	5		6
91569	Shakeproof washer, motor mounting plate to blower halves	6		6
91566	Nut, motor mounting plate to blower halves	7		6
91098	Mesh, blower motor intake	8		2
91100	Extension, blower motor intake	9		2
91101	Screw, extension to blower motor	10		6
91099	Washer, extension to blower motor	11		6
91569	Shakeproof washer, extension to blower motor	12		6
91566	Nut, extension to blower motor	13		6
91565	Nut, blower motor anti vibration mounting	14		6
91097	Anti-vibration mounting, blower motor	15		6

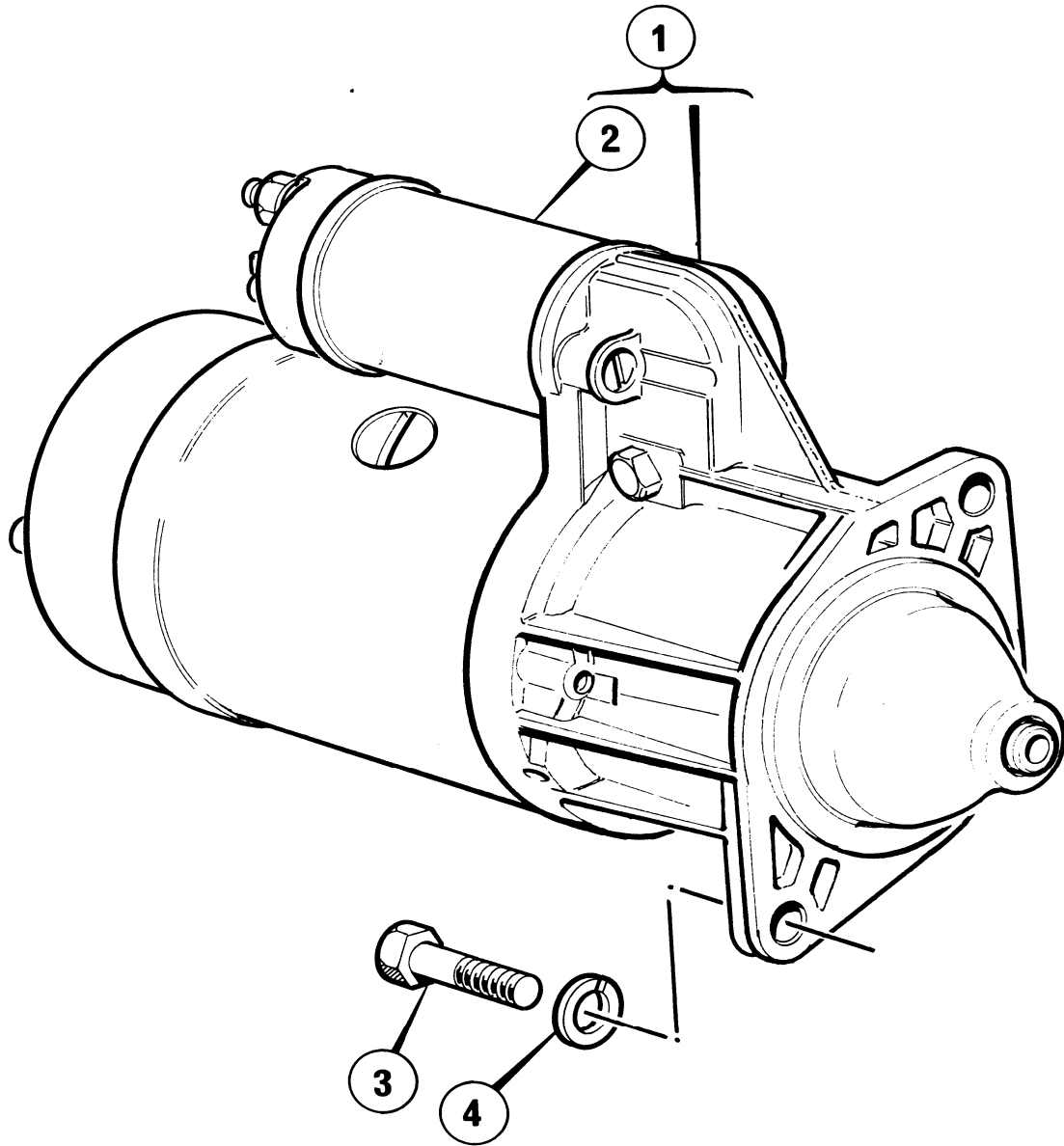


Heater and Ventilation



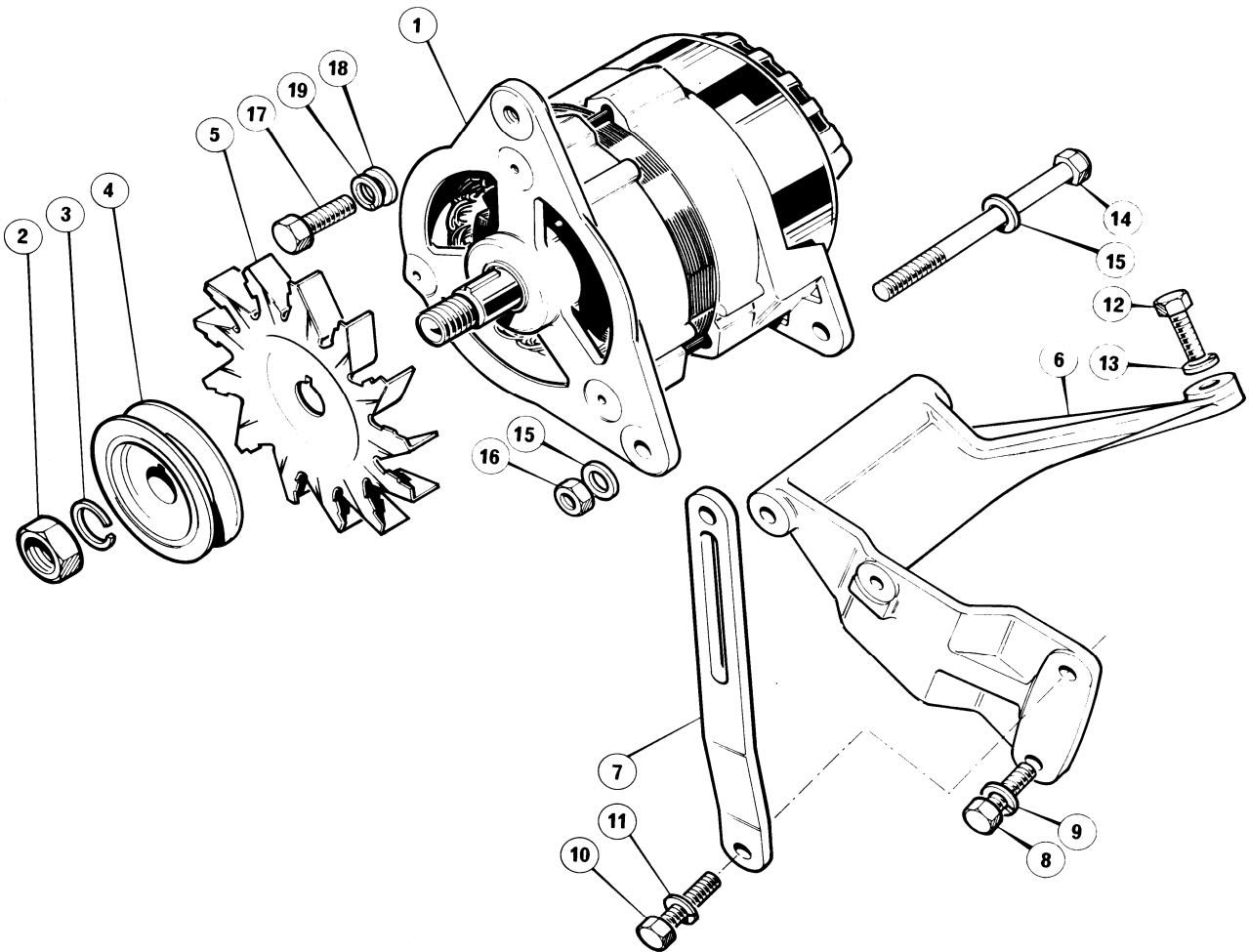
PART NO.	DESCRIPTION	ITEM	REMARKS	QTY.
HEATER AND VENTILATION—Blower units and hoses (continued)				
91567	Washer, blower motor anti-vibration mounting	16	6
91568	Lockwasher, blower motor anti-vibration mounting	17	6
91564	Nut, blower motor anti-vibration mounting	18	6
212960	Branch pipe, air hoses	19	2
205360	Spacer, branch pipe to body	20	2
CW200	Coachwasher, branch pipe to body	21	2
51201B	Lockwasher, branch pipe to body	22	2
50681B	Nut, branch pipe to body	23	2
211717	Air hose, blower to branch pipe	24	2
211730	Clip, air hose to blower and branch pipe	25	4
23552	Flange pipe, air hose	26	2
54168K	Rivet, flange pipe	27	6
211729	Air hose, branch pipe to flange	28	2
211468	Nozzle, adjustable, fresh air	29	4
54168K	Rivet, nozzle to centre console mounting panel	30	6
23463	Rivet, nozzle to crash pad support	31	8
211728	Air hose, adaptor to fascia nozzle	32	2
208825	Stub pipe, air hose	33	2
54168K	Rivet, stub pipe	34	8
211718	Air hose, stub pipe to nozzle, centre console	35	2
213356	Hose, heater to carburettor	36	1
216487	Hose, heater to thermostat housing	37	1
54764	Clip, hose to carburettor	38	Alternatives	1
55064	Clip, hose to carburettor		Alternatives	1
54762	Clip, hose to thermostat housing and heater	39	2
54763	Clip, hose to heater	40	Alternatives	1
55081	Clip, hose to heater		Alternatives	1

Electrics




PART NO.	DESCRIPTION	ITEM	REMARKS	QTY.
ELECTRICS—Starter motor				
92484	Starter motor	1	1568699	1
210204	Bolt, starter motor securing	2	1484295	2
92485	Lockwasher, starter motor securing	3	0206905	2
92504	Solenoid, starter motor	4	1487227	1

Electrics



PART NO.	DESCRIPTION	ITEM	REMARKS	QTY.
ELECTRICS—Alternator				
92566	Alternator less pulley and fan	1		1
90749	Nut, alternator securing	2		1
90748	Lockwasher, alternator securing	3		1
92568	Pulley, alternator	4		1
92567	Fan, alternator	5		1
207648	Brush set			1
216318	Mounting bracket, alternator	6	Alternatives	1
216716	Mounting bracket, alternator		Alternatives	1
216324	Adjusting arm, alternator	7		1
58635B	Set screw, mounting bracket to cylinder head, front	8		1
58963B	Lockwasher, mounting bracket to cylinder head, front	9		1
58636B	Set screw } Mounting bracket and	10		1
58963B	Lockwasher } adjusting arm to cylinder head	11		1
58647B	Set screw, mounting bracket to cylinder head	12		1
58964B	Lockwasher, mounting bracket to cylinder head	13		1
216336	Bolt, alternator pivot	14		1
58933B	Washer, alternator pivot	15		2
216337	Nut, alternator pivot	16		1

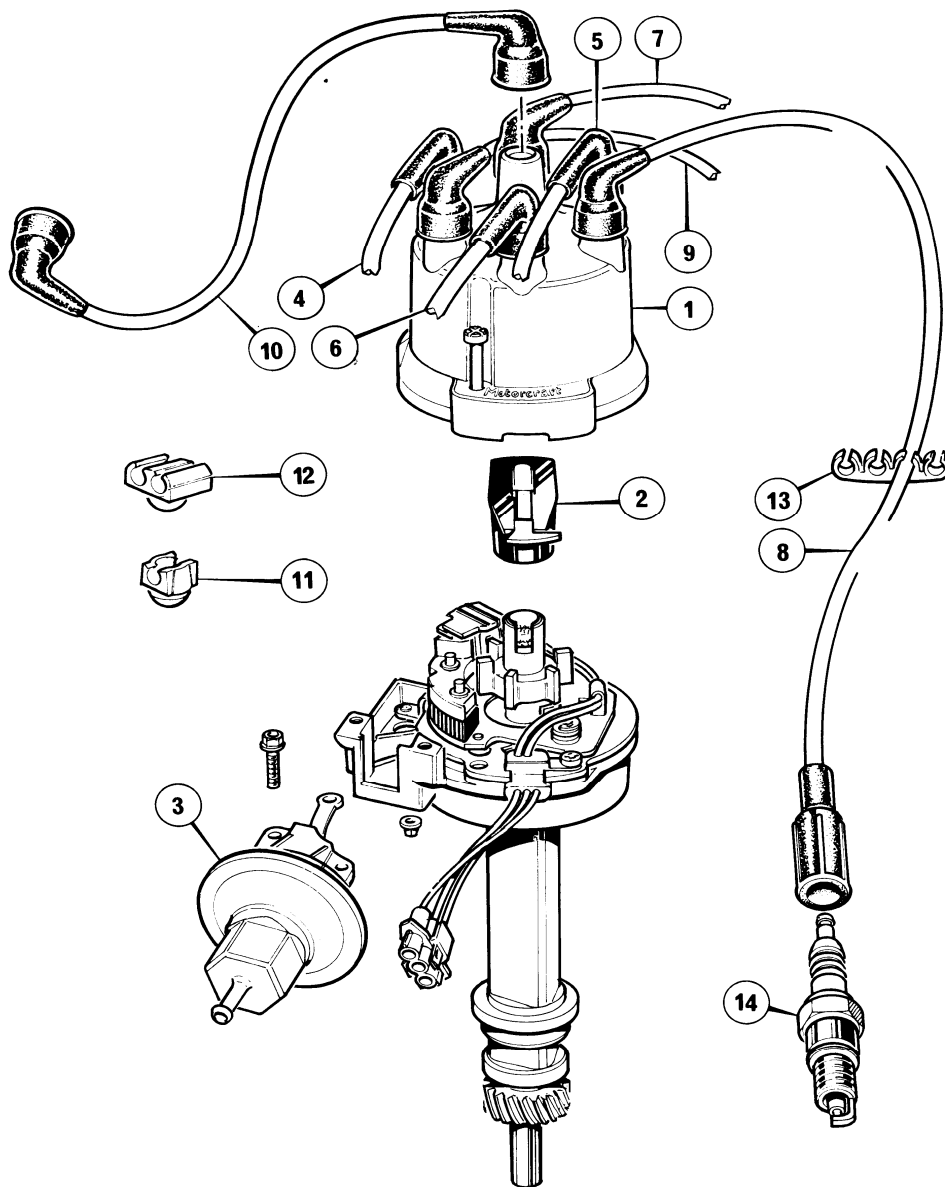


Electrics



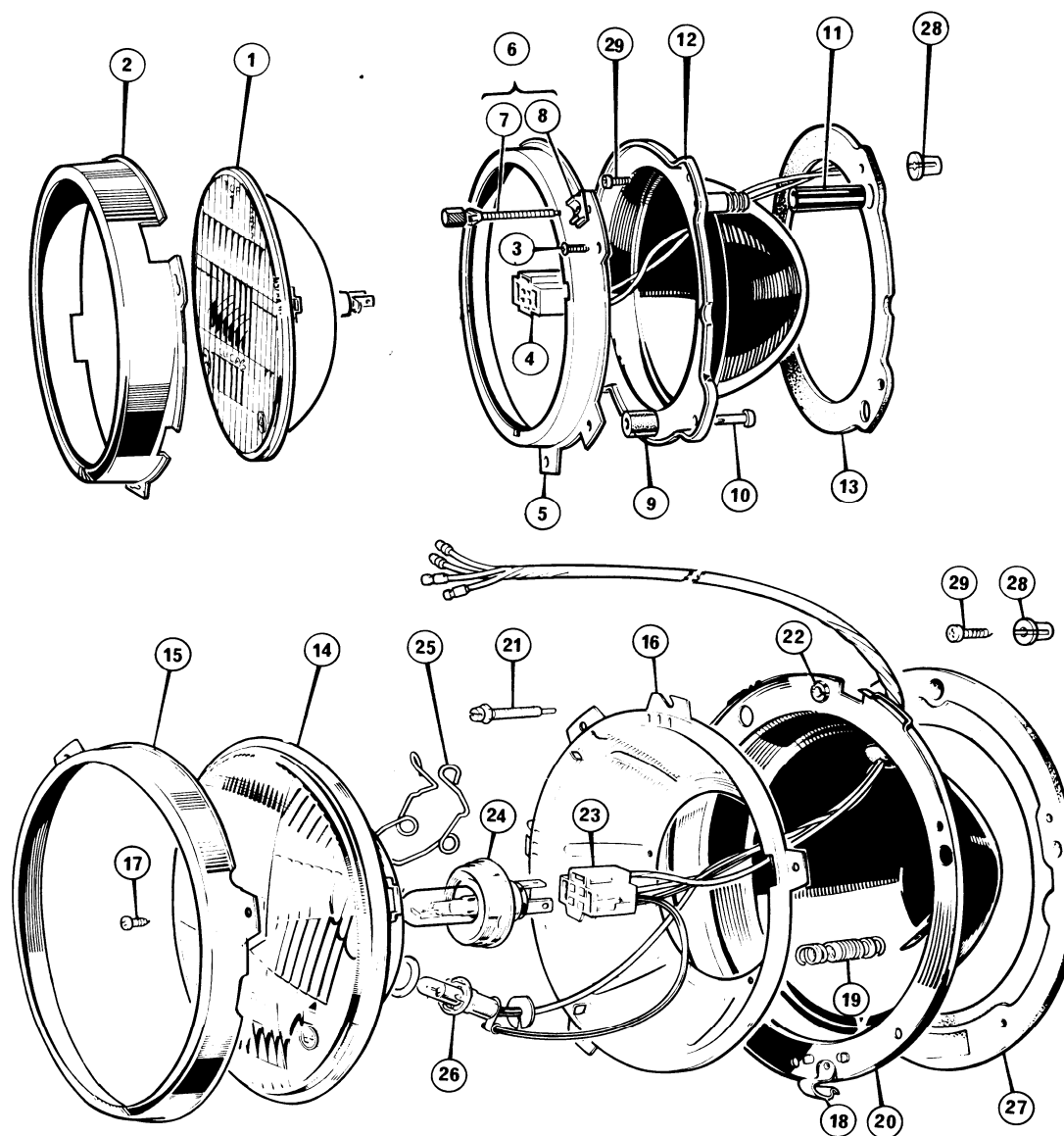
PART NO.	DESCRIPTION	ITEM	REMARKS	QTY.
ELECTRICS—Alternator (continued)				
58635B	Set screw, adjusting arm to alternator	17	1
58933B	Washer, adjusting arm to alternator	18	1
58963B	Lockwasher, adjusting arm to alternator	19	1

Electrics




PART NO.	DESCRIPTION	ITEM	REMARKS	QTY.
ELECTRICS – Distributor				
92448	Distributor (overdrive).....		6057952.....	1
92449	Distributor (automatic).....		6057953.....	1
92494	Cap, distributor.....	1	1561654.....	1
92495	Rotor arm.....	2	1556743.....	1
92514	Diaphragm.....	3	1583460.....	1
92576	Lead, plug No. 1.....	4	6048113.....	1
92577	Lead, plug No. 2.....	5	6048110.....	1
92578	Lead, plug No. 3.....	6	6048111.....	1
92579	Lead, plug No. 4.....	7	6048114.....	1
92580	Lead, plug No. 5.....	8	6048109.....	1
92581	Lead, plug No. 6.....	9	6048112.....	1
92582	Lead, coil to distributor.....	10	6047719.....	1
92354	Separator, spark plug leads.....	11	1571245.....	2
92355	Separator, spark plug leads.....	12	6045559.....	2
92651	Separator, spark plug leads.....	13	6045560.....	2
92575	Spark plug (AGR 22C).....	14	6

Electrics



PART NO.	DESCRIPTION	ITEM	REMARKS	QTY.
ELECTRICS—Headlamps				
213613	Headlamp assembly, inner			2
91988	Light unit, inner headlamp	1		2
90185	Rim, light unit retaining	2		2
17345	Screw, light unit rim	3		6
90197	Adaptor and cable	4		2
90090	Rim, light unit	5		2
90198	Trimmer screw kit	6		4
	Screw, trimmer	7		4
	Spring clip	8		4
205128	Bush, fixed point pin	9		4
205129	Pin, fixed point	10		2
90204	Sleeve, headlamp	11		4
90205	Body, headlamp	12		2
205130	Gasket, headlamp	13		2
26798	Headlamp assembly, outer			2
92022	Lens unit, outer headlamp	14		2
17344	Rim, lens unit	15		2
17346	Rim, unit sealing	16		2

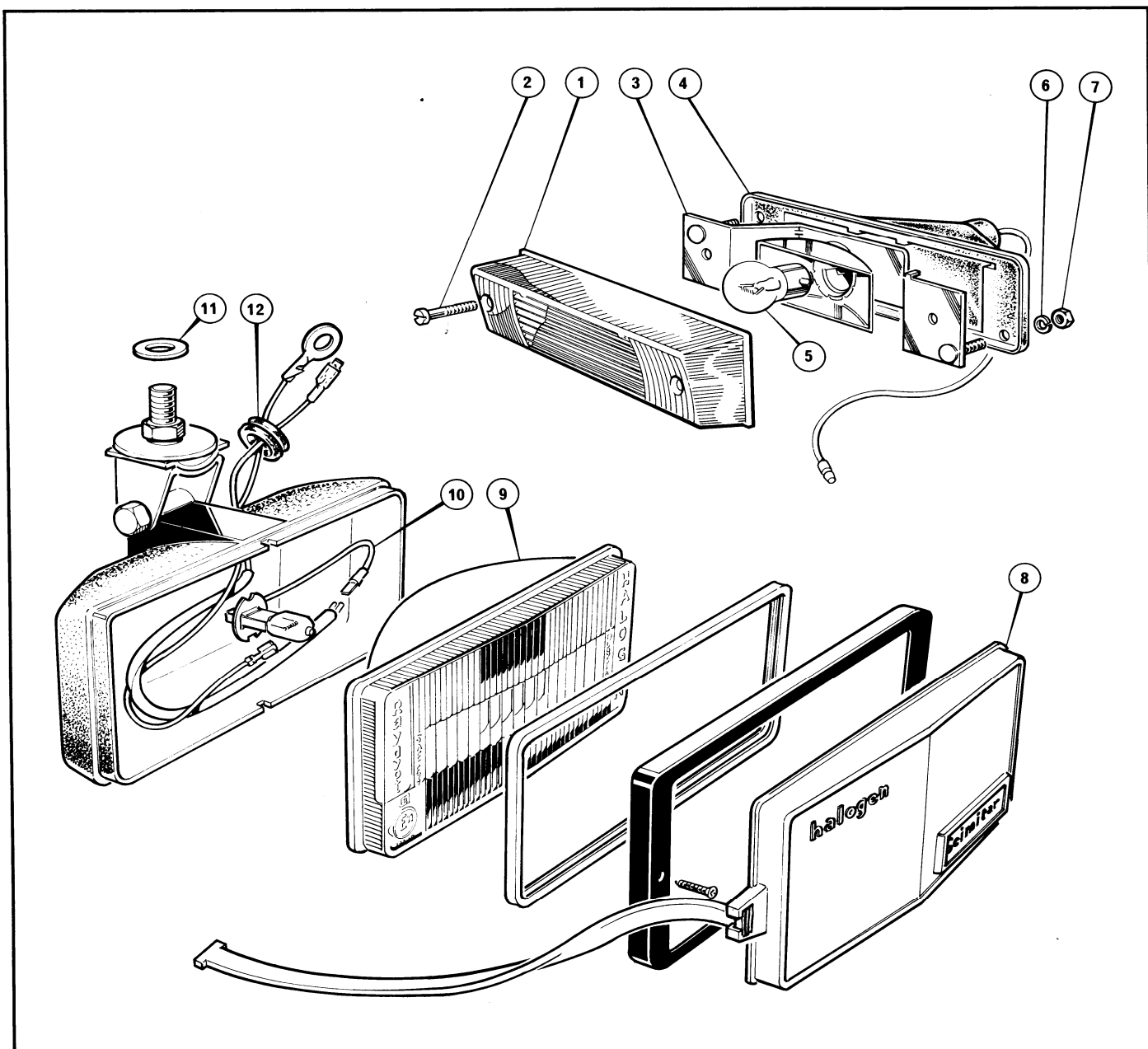


Electrics



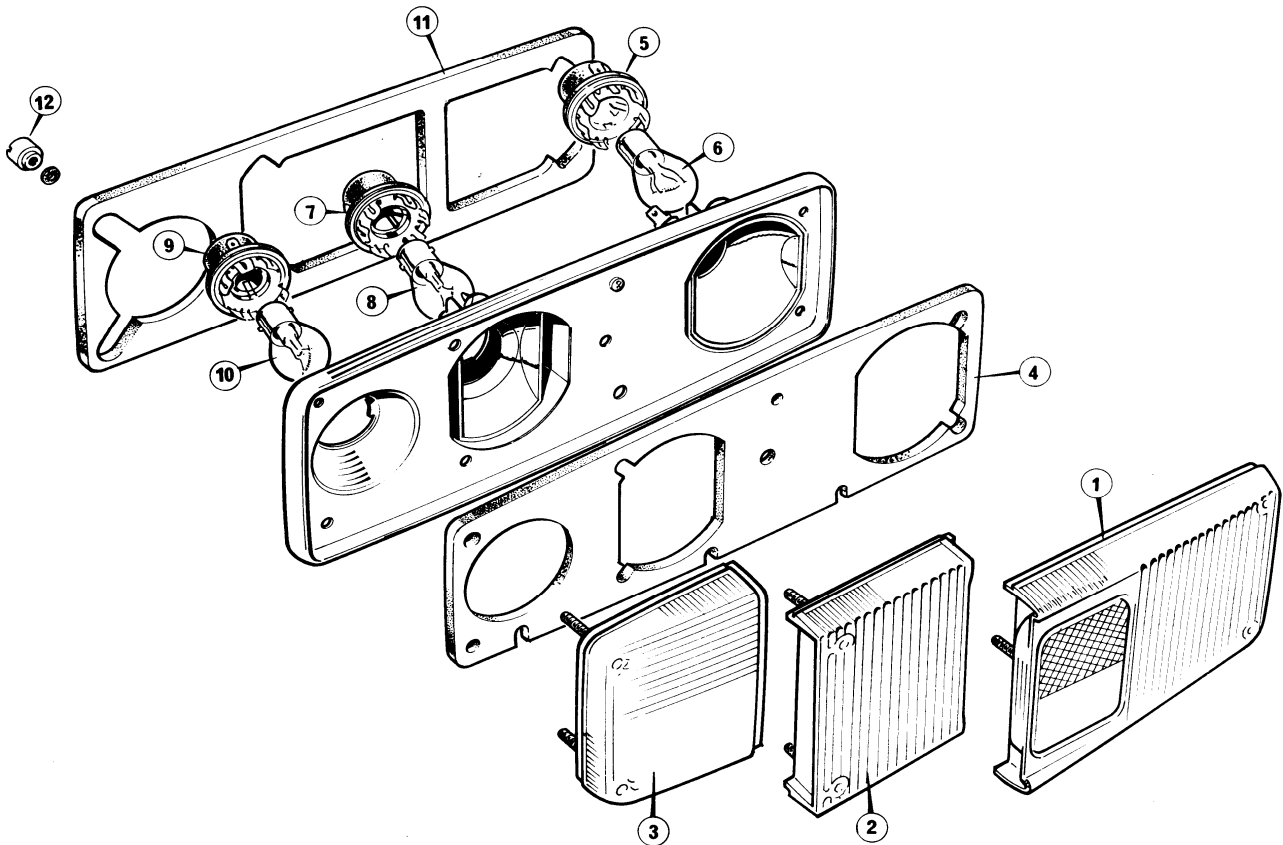
PART NO.	DESCRIPTION	ITEM	REMARKS	QTY.
ELECTRICS—Headlamps (continued)				
17345	Screw, rim securing	17	6
91374	Clip and bracket	18	2
17357	Spring, rim unit seating	19	2
17361	Body	20	2
91290	Screw, trimmer	21	4
90536	Retainer, trimmer screw	22	4
91289	Adaptor and cable	23	2
91288	Bulb, main	24	2
205126	Spring bulb retaining	25	2
17110	Bulb, pilot	26	2
27593	Gasket, headlamp	27	2
16043	Insert, headlamps to body	28	16
53172B	Screw, headlamps to body	29	16

Electrics



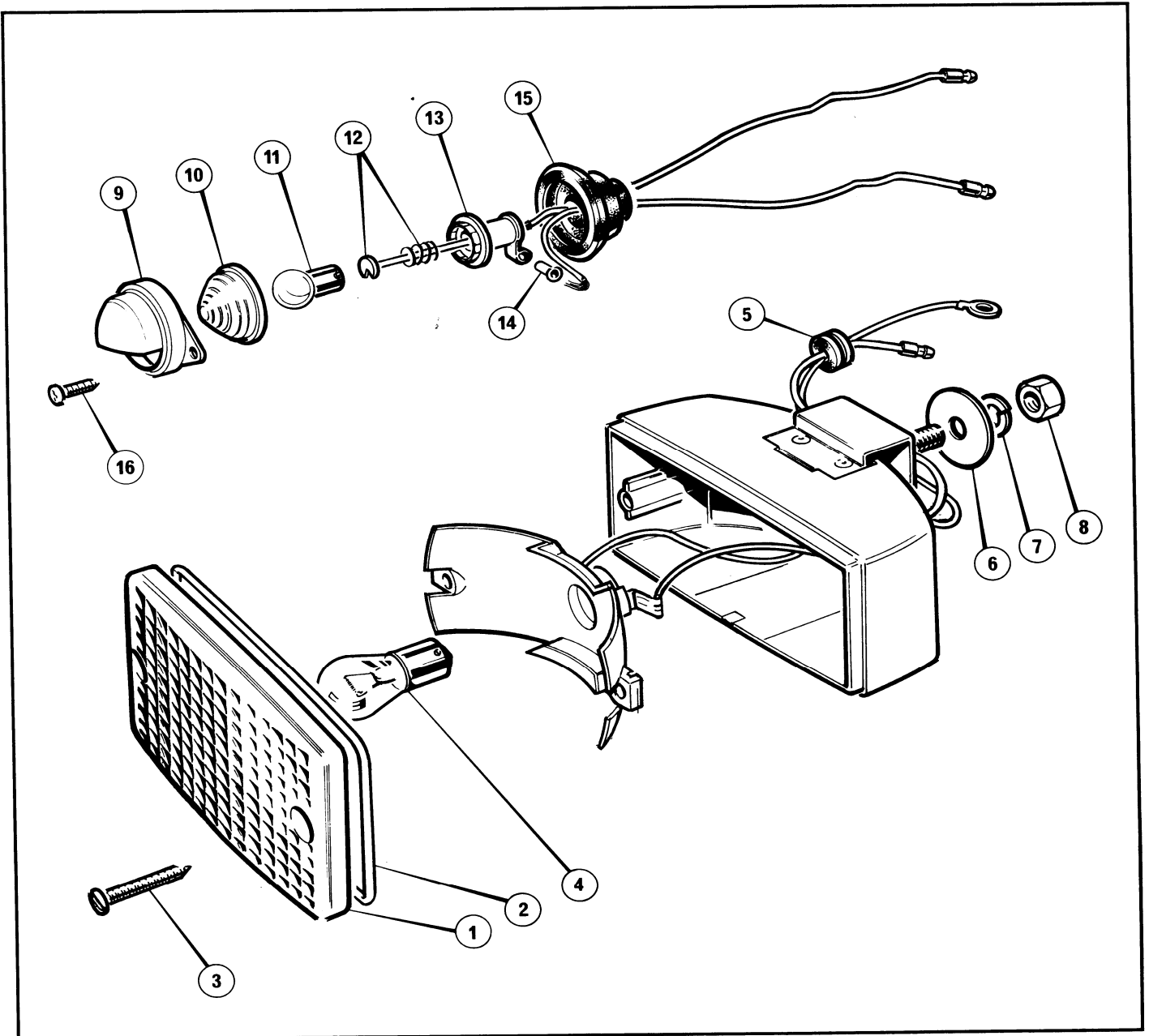
PART NO.	DESCRIPTION	ITEM	REMARKS	QTY.
ELECTRICS—Front indicator lamp and auxiliary lamp				
206505	Lamp, direction indicator, RH front			1
206506	Lamp, direction indicator, LH front			1
207159	Lens, indicator lamp	1		2
207160	Screw, lens to indicator lamp	2		4
17718	Interior, bulb holder indicator lamp	3		2
207161	Body, indicator lamp	4		2
17721	Bulb, indicator lamp	5		2
51200B	Lockwasher, indicator lamp	6		4
50680B	Nut, indicator lamp	7		4
92563	Auxiliary lamp kit			2
92565	Protective cover, lens	8		2
92564	Lens and reflector unit	9		2
210177	Bulb	10		2
CW400	Coachwasher, lamp to body	11		4
200468	Grommet, lamp harness	12		2

Electrics



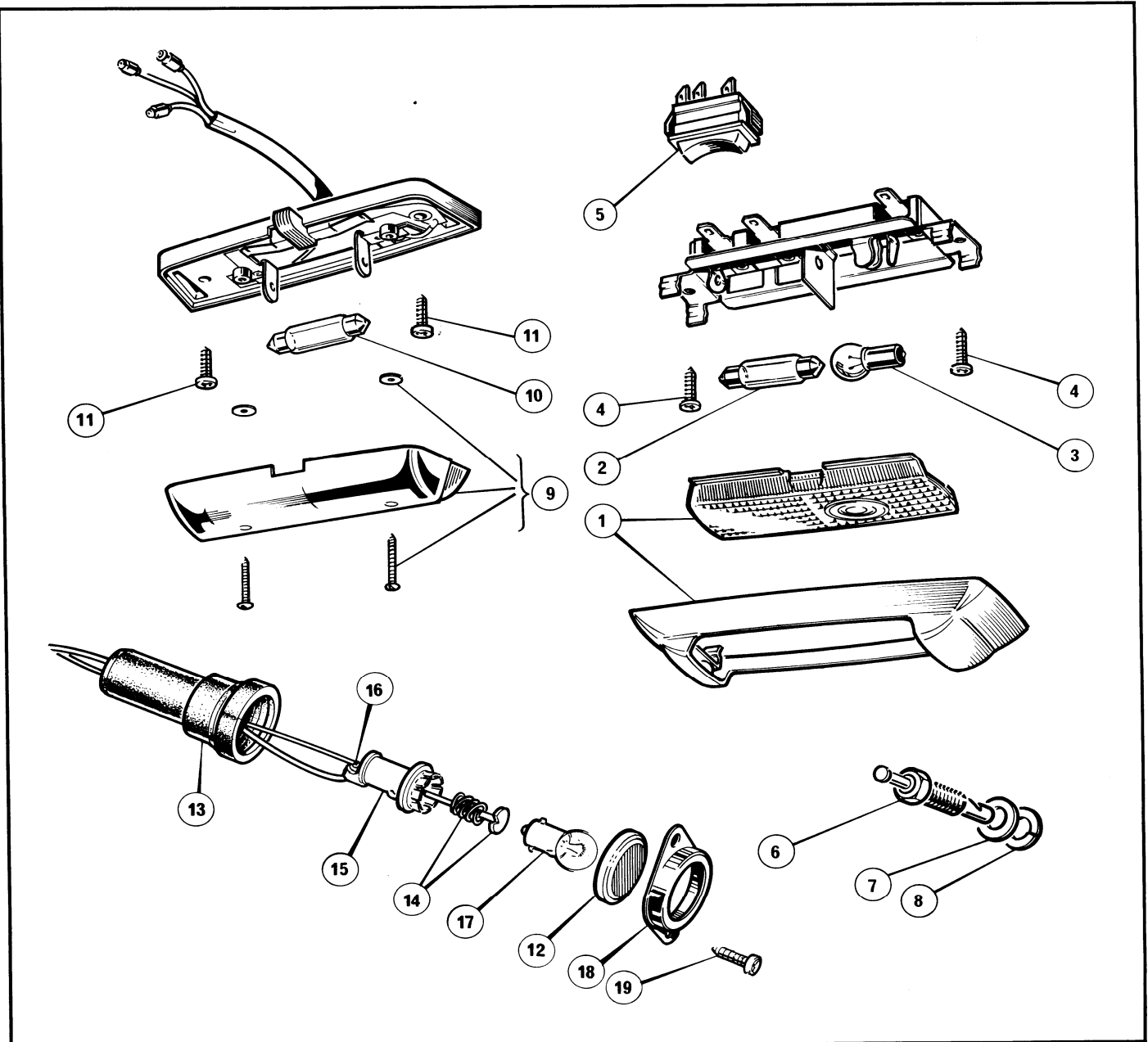
PART NO.	DESCRIPTION	ITEM	REMARKS	QTY.
ELECTRICS—Rear lamp unit				
210375	Stop/tail, flasher and reverse lamp RH			1
210376	Stop/tail, flasher and reverse lamp LH			1
90597	Lens, stop, tail	1		1
90598	Lens, flasher	2		1
90085	Lens, reversing lamp	3		1
90088	Gasket, lens to lamp	4		1
90084	Bulb holder, stop/tail	5		1
17713	Bulb, stop/tail	6		1
209064	Bulb holder, flasher	7		1
17721	Bulb, flasher	8		1
209064	Bulb holder, reversing lamp	9		1
17721	Bulb, reversing lamp	10		1
90083	Gasket, lamp to body	11		1
209278	Nut, rear lamp fixing	12		12

Electrics



PART NO.	DESCRIPTION	ITEM	REMARKS	QTY.
ELECTRICS—Number plate lamp and fog rearguard lamp				
216758	Fog guard lamp, rear.....			2
91370	Lens	1		2
91368	Seal, lens	2		2
91369	Screw, lens securing.....	3		4
17721	Bulb.....	4		2
200468	Grommet, rear fog guard lamp harness	5		2
CW200	Coachwasher, rear fog guard mounting.....	6		2
51201B	Lockwasher, rear fog guard mounting	7		2
50681B	Nut, rear fog guard mounting	8		2
17306	Number plate lamp			2
17741	Bezel	9		2
17742	Glass.....	10		2
17746	Bulb.....	11		2
17743	Interior, bulb holder.....	12		2
17182	Shell, bulb holder	13		2
17745	Sleeve terminal	14		2
17744	Body	15		2
53162S	Screw, lamp to body.....	16		4

Electrics



PART NO.	DESCRIPTION	ITEM	REMARKS	QTY.
----------	-------------	------	---------	------

ELECTRICS—Interior light and switches

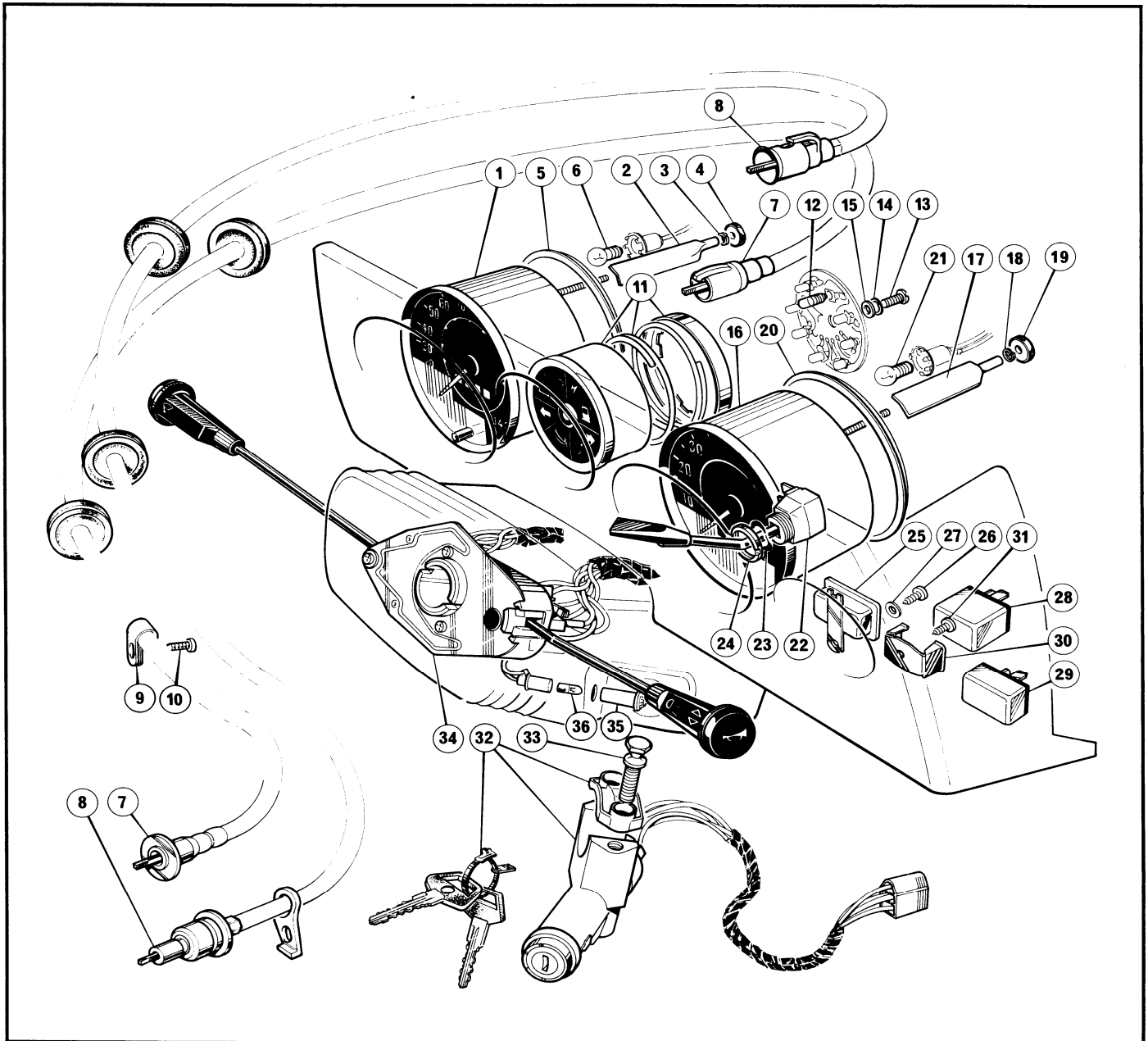
211637	Interior light, front	1		1
92111	Rim and lens assembly	1		1
6706	Bulb, interior light	2		1
17353	Bulb, map reading	3		1
53161S	Screw, interior light securing	4		2
211954	Switch, interior light, front	5		1
212718	Switch, courtesy light, doors	6		2
51132B	Washer, courtesy light securing	7		2
51202B	Lockwasher, courtesy light securing	8		2
207087	Interior light, rear		GTE	1
91539	Lens c/w screws	9		1
6706	Bulb	10		1
53163S	Screw, interior light securing	11		2
213857	Rear guard lamp, side door			2
92201	Lens, red.	12		2
213858	Puddle lamp, side door			2
214796	Lens, red.			2




Electrics



PART NO.	DESCRIPTION	ITEM	REMARKS	QTY.
ELECTRICS—Interior light and switches (continued)				
The following items are common to both 213857 and 213858				
92199	Body	13	2
17743	Interior, bulb holder.....	14	2
17182	Bulb holder.....	15	2
17349	Sleeve terminal	16	2
17746	Bulb.....	17	2
92200	Rim	18	2
53171S	Screw, rear guard and puddle lamp to door.....	19	8



PART NO.	DESCRIPTION	ITEM	REMARKS	QTY.
ELECTRICS—Instruments and switches—fascia				
211333	Speedometer	1		1
	Clamp, speedometer retaining	2		2
16797	Lockwasher, speedometer retaining	3		2
16798	Knurled nut, clamp retaining	4		2
200654	Ring, speedometer retaining	5		1
17602	Bulb, instrument illumination	6		1
208767	Flexible drive, speedometer	7	Overdrive	1
211918	Flexible drive, speedometer	8	Alternatives	1
213814	Flexible drive, speedometer, c/w adaptor		Alternatives	1
213549	Flexible drive, less adaptor		Automatic	1
213459	Adaptor, flexible drive			1
213550	Washer, adaptor to cable			1
207887	Clip, flexible drive	9	Overdrive	1
53171B	Set screw, clip to body	10	Overdrive	1
26942	Clip, flexible drive		Automatic	1
211389	Warning lamp display instrument	11		1
91315	Bulb, warning lamp display instrument	12		8
53702	Screw, display instrument bulb panel	13		1

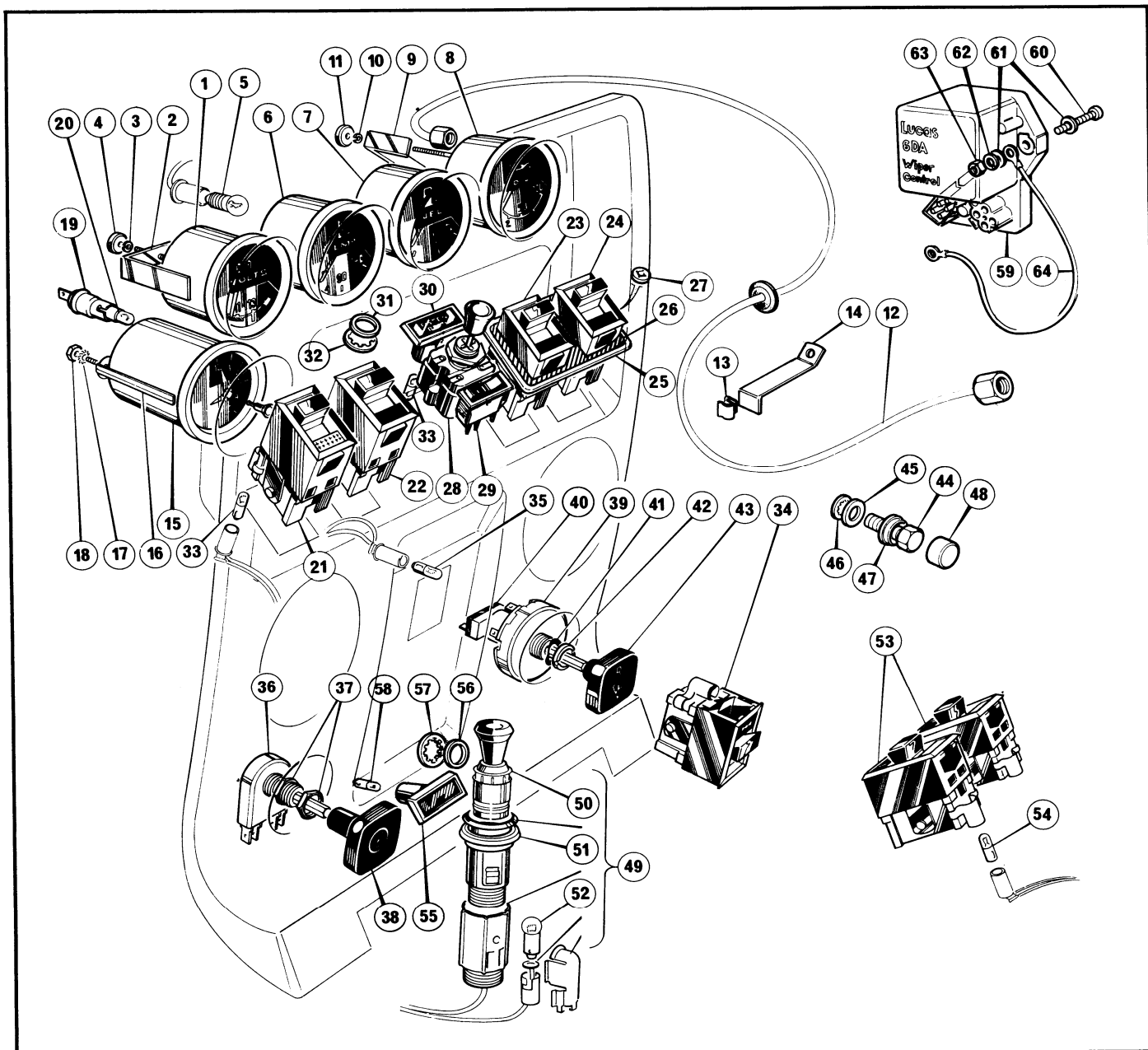


Electrics



PART NO.	DESCRIPTION	ITEM	REMARKS	QTY.
ELECTRICS—Instruments and switches—fascia (continued)				
51200	Lockwasher, display instrument bulb panel	14	1
51162	Washer, display instrument bulb panel	15	1
211335	Tachometer	16	1
	Clamp, tachometer	17	2
16797	Lockwasher, clamp retaining	18	2
16798	Knurled nut, clamp retaining	19	2
200654	Ring, tachometer	20	1
17602	Bulb, instrument illumination	21	1
212557	Switch, overdrive	22	1
17170	Wavy washer, overdrive switch	23	1
17584	Locknut, overdrive switch	24	1
17272	Voltage stabilizer	25	1
53172B	Screw, voltage stabilizer	26	1
51130B	Washer, voltage stabilizer	27	1
208987	Relay, hazard warning	28	1
17010	Relay, flasher unit	29	1
17011	Clip, flasher relay	30	2
53181B	Screw, flasher relay clip	31	2
211670	Ignition/steering column lock	32	1
91537	Key, ignition		Quote Serial No.	2
91536	Shear bolt, ignition/steering column lock	33	2
211387	Multi switch, dip/flash/horn/wash/wipe	34	1
208762	Warning lamp holder, ignition illumination (green lens)	35	1
17139	Bulb, ignition illumination	36	1

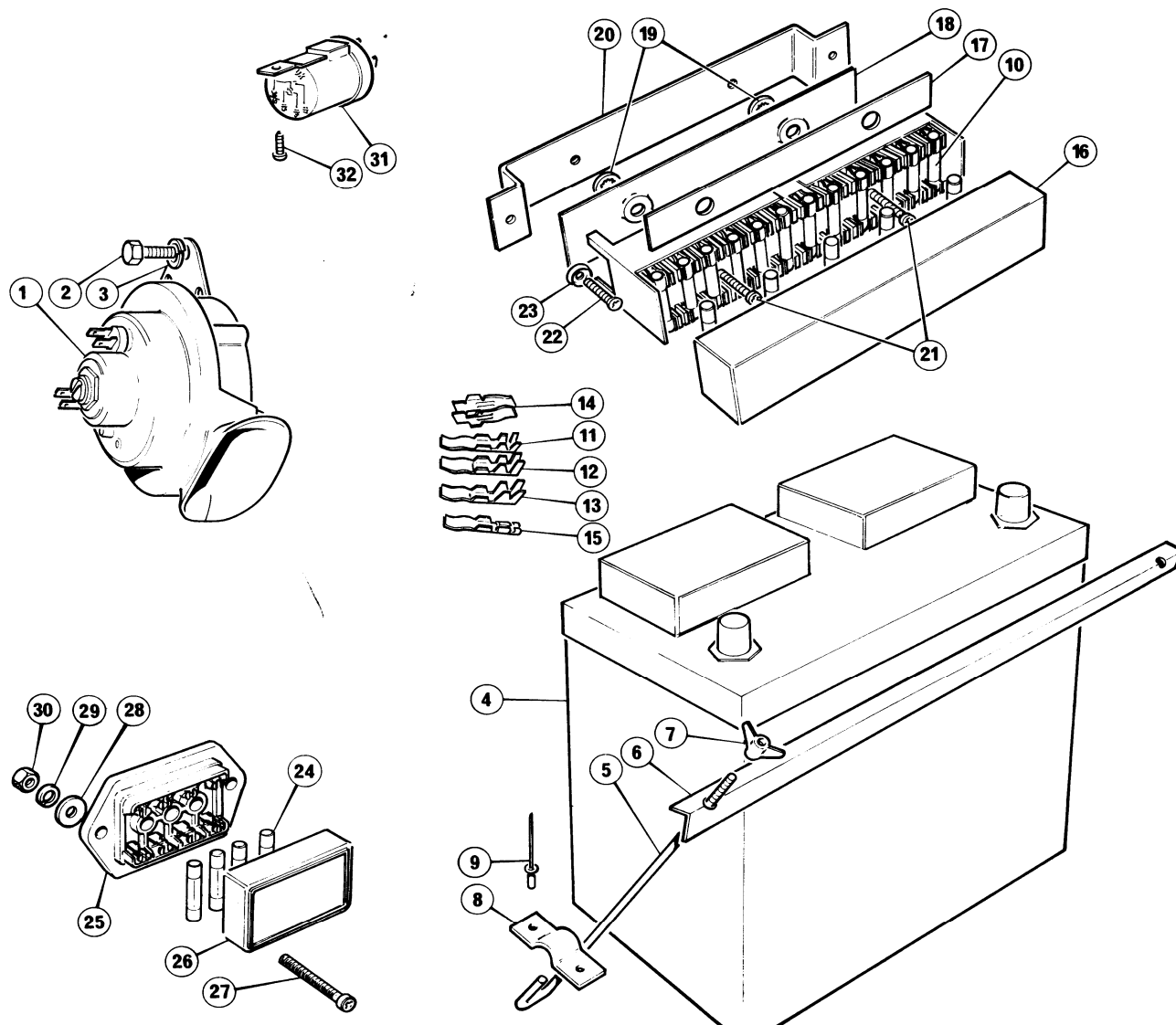
Electrics



PART NO.	DESCRIPTION	ITEM	REMARKS	QTY.
ELECTRICS—Instruments and switches—console				
211339	Battery condition indicator	1	1
92237	Clamp, instrument securing	2	1
23092	Lockwasher, clamp securing	3	1
23093	Knurled nut, clamp securing	4	1
17602	Bulb, instrument illumination	5	1
211338	Temperature gauge	6	1
92238	Clamp, instrument securing	2	1
23092	Lockwasher, clamp securing	3	1
23093	Knurled nut, clamp securing	4	1
17602	Bulb, instrument illumination	5	1
211337	Fuel gauge	7	1
92237	Clamp, instrument securing	2	1
23092	Lockwasher, clamp securing	3	1
23093	Knurled nut, clamp securing	4	1
17602	Bulb, instrument illumination	5	1
211336	Oil pressure gauge	8	1
92237	Clamp, instrument securing	9	1
23092	Lockwasher, clamp securing	10	2

PART NO.	DESCRIPTION	ITEM	REMARKS	QTY.
ELECTRICS—Instruments and switches—console (continued)				
23093	Knurled nut, clamp securing	11	2
17602	Bulb, instrument illumination	5	1
211802	Feed pipe, oil pressure	12	1
200628	Washer, oil pressure feed pipe	1
216722	Clip, oil pressure feed pipe	13	1
216717	Support bracket, oil pressure feed pipe	14	1
213454	Clock	15	1
N.A.	Clamp, instrument securing	16	1
51250B	Lockwasher, clamp securing	17	2
50630B	Locknut, clamp securing	18	2
213463	Bulb holder, clock	19	1
17139	Bulb, clock illumination	20	1
211382	Switch, heated rear screen	21	1
211383	Switch, hazard warning	22	1
211381	Switch, lighting	23	1
211385	Switch, auxiliary lamp/fog guard lamp	24	1
211425	Escutcheon, switch	25	3
212328	Foil insert, escutcheon	26	3
212717	Clip, escutcheon fixing	27	6
217716	Spacing washer	3
215800	Control switch, electrically operated exterior mirror	28	1
211954	Changeover switch, electrically operated exterior mirror	29	1
213981	Warning light indicator—'Fasten Belts'	30	1
217718	Clip, indicator fixing	31	1
217716	Spacing washer, warning indicator	32	1
17139	Bulb, symbol illumination	33	1
211386	Switch, heater fan	34	1
17139	Bulb, switch symbol illumination	35	1
211798	Switch, panel light dim	36	1
17169	Locknut, switch securing	37	2
91554	Knob, switch	38	1
211388	Switch, rear screen wiper/washer	39	} GTE.....	1
91555	Switch, rear screen wash	40		1
17170	Wavy washer, switch	41		1
17584	Bezel nut, switch	42	} GTC.....	1
211573	Knob, switch	43		1
51484B	Set screw, rear screen wiper blanking	44		1
51132B	Washer, rear screen wiper blanking	45	} GTC.....	1
51242B	Lockwasher, rear screen wiper blanking	46		1
217706	Washer, rear screen wiper blanking	47		1
217707	Cap, rear screen wiper blanking	48	1
209000	Cigar lighter front	49	1
90107	Knob c/w element	50	1
51329	Washer, cigar lighter	51	1
17021	Bulb illumination	52	1
211384	Switch, electric window lift	53	Optional extra	1
17139	Bulb, switch symbol illumination	54	1
217717	Warning indicator, rear fog lamp	55	1
217716	Spacing washer, warning indicator	56	1
217718	Clip, indicator fixing	57	1
17139	Bulb, indicator illumination	58	1
213859	Intermittent wash/wipe control unit	59	1
52126B	Screw, control unit to console mounting panel	60	2
51130B	Washer, control unit to console mounting panel	61	4
51200B	Spring washer, control unit to console mounting panel	62	2
50680B	Nut, control unit to console mounting panel	63	2
213977	Earth lead, unit to body mounting	64	1


Electrics



PART NO.	DESCRIPTION	ITEM	REMARKS	QTY.
----------	-------------	------	---------	------

ELECTRICS—General electrics

212942	Horn, low note			1
212941	Horn, high note	1		1
51442B	Set screw, horn to nose plate	2		4
51201B	Lockwasher, horn to nose plate	3		4
11844	Battery	4		1
21939	Hook bolt	5		2
211916	Bracket, hook bolt	6		1
21486	Wing nut, hook bolt	7		2
6658	Plate, hook bolt	8		2
54184K	Rivet, plate to body	9		4
90210	Fuse box less fuses, main harness			1
17131	Fuse, 10 amp live	10		4
17132	Fuse, 15 amp live			1
17133	Fuse, 25 amp live			4
17279	Fuse, 35 amp live			3
17131	Fuse, 10 amp spare			1
17132	Fuse, 15 amp spare			1
17133	Fuse, 25 amp spare			1

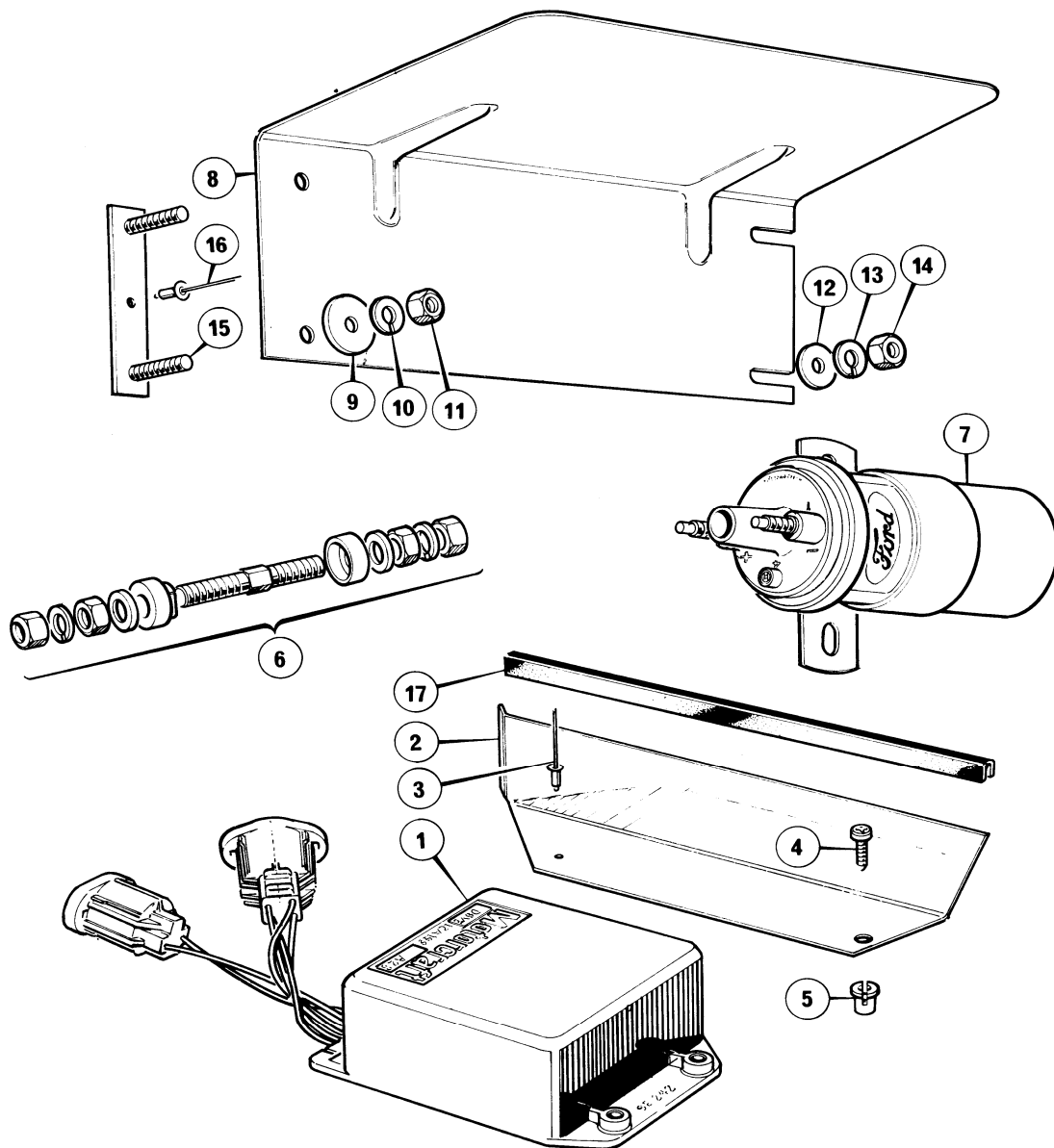


Electrics



PART NO.	DESCRIPTION	ITEM	REMARKS	QTY.
ELECTRICS—General electrics (continued)				
17279	Fuse, 35 amp spare			2
90212	Connector, fuse carrier, light cable capacity	11		A.R.
90213	Connector, fuse carrier, medium cable capacity	12		A.R.
90214	Connector, fuse carrier, heavy cable capacity	13		A.R.
90215	Connector, fuse carrier, link clip	14		A.R.
91553	Connector clip, dummy	15		A.R.
92583	Cover, fuse box	16		1
92584	Label, fuse rating	17		1
91551	Base, fuse box	18		1
91552	Clip, base retaining	19		2
211867	Mounting bracket, fuse box	20		1
52130B	Screw, fuse box to mounting bracket	21		2
52124B	Screw, bracket to footwell trim panel	22		2
51130B	Washer, bracket to footwell trim panel	23		2
217357	Fuse box less fuses, headlamp harness			1
17131	Fuse 10 amp live	24		2
17133	Fuse 25 amp live			1
17131	Fuse 10 amp spare			1
17133	Fuse 25 amp spare			1
92585	Base fuse box	25		1
92586	Cover fuse box	26		1
52124B	Screw, fuse box to body	27		2
51130B	Washer, fuse box to body	28		2
51200B	Lockwasher, fuse box to body	29		2
50680B	Nut, fuse box to body	30		2
211591	Relay, starter inhibitor		Automatic	1
53172B	Screw, relay securing		Automatic	1
211591	Relay, starter inhibitor	31		3
53172B	Screw, relays securing	32		3

Electrics

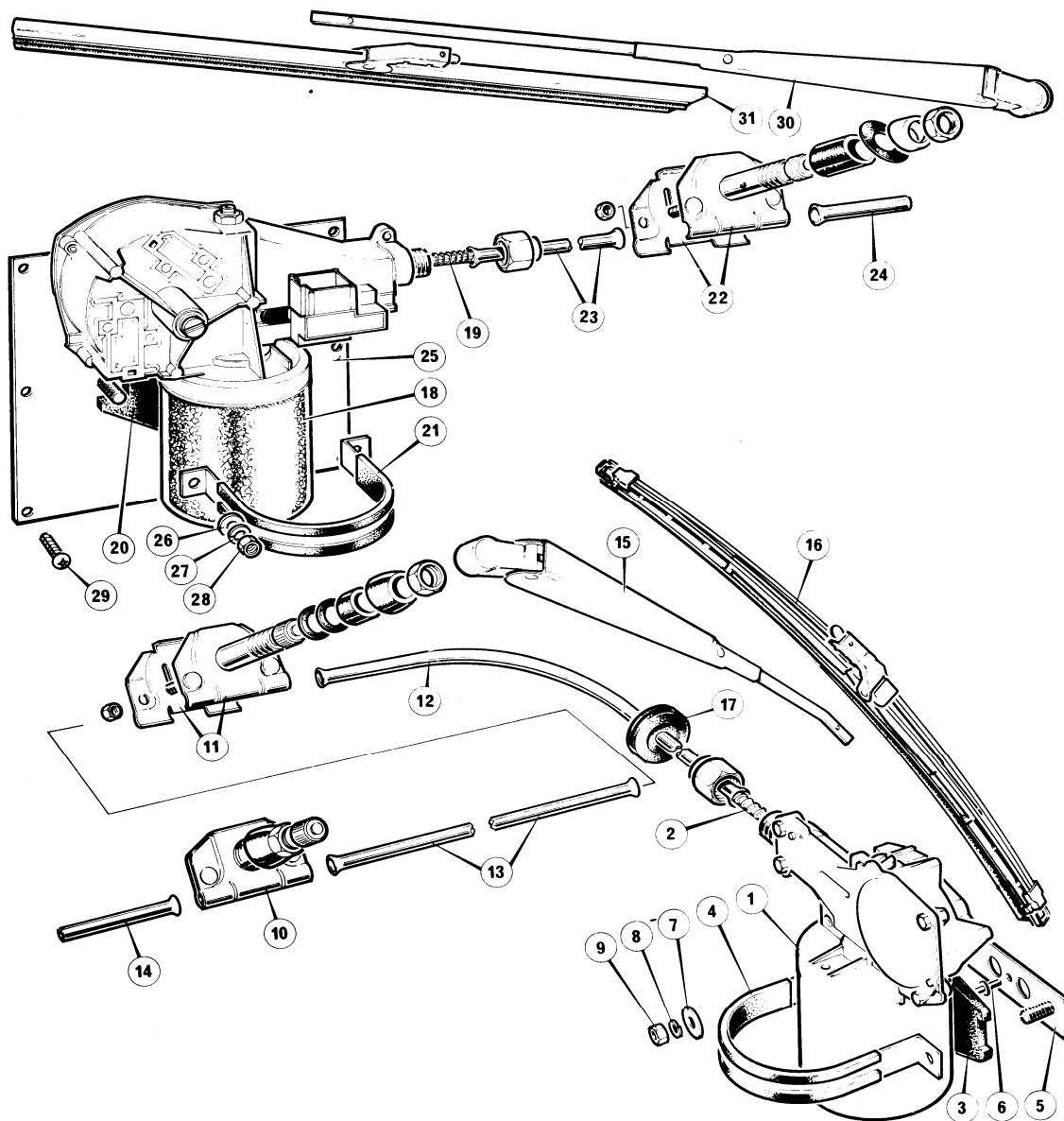


PART NO.	DESCRIPTION	ITEM	REMARKS	QTY.
----------	-------------	------	---------	------

ELECTRICS— Ignition module, coil and bulkhead stud

92515	Electronic ignition module	1	1
216811	Shield, ignition module	2	1
54170K	Rivet, shield to body	3	1
53185B	Set screw, shield and module to body	4	3
16043	Insert, shield and module to body	5	3
217057	Bulkhead stud, earthing point	6	1
92588	Ignition coil c/w fixing bracket	7	1
216978	Shield, coil and distributor	8	1
CW200	Coachwasher, shield to body	9	2
51201B	Lockwasher, shield to body	10	2
50681B	Nut, shield to body	11	2
51131B	Washer, coil to shield	12	2
51201B	Lockwasher, coil to shield	13	2
50681B	Nut, coil to shield	14	2
21687	Backing plate, coil and distributor shield	15	2
54169K	Rivet, plate to body	16	2
216814	Edge, protection strip	17	Supplied in bulk	1

Electrics



PART NO.	DESCRIPTION	ITEM	REMARKS	QTY.
ELECTRICS—Windscreen wipers—front and rear				
213821	Wiper motor assembly, front	1		1
16778	Wiper motor	1		1
90901	Rack, front wiper motor	2		1
92820	Gear, front wiper motor	3		1
205564	Pad, front wiper motor	3		1
205563	Strap, front wiper motor	4		1
204664	Backing plate, front wiper motor	5		1
54169K	Rivet, wiper motor backing plate to body	6		1
51131B	Washer, wiper motor to backing plate	7		2
51201B	Lockwasher, wiper motor to backing plate	8		2
50681B	Nut, wiper motor to backing plate	9		2
211956	Wheelbox, LH front	10		1
211955	Wheelbox, RH front	11		1
213823	Bundy, wiper motor to LH wheelbox	12		1
211957	Bundy, RH wheelbox to LH wheelbox	13		1
5444	Bundy, over run	14		1
213042	Wiper arm, front	15		2
213041	Wiper blade, front	16		2

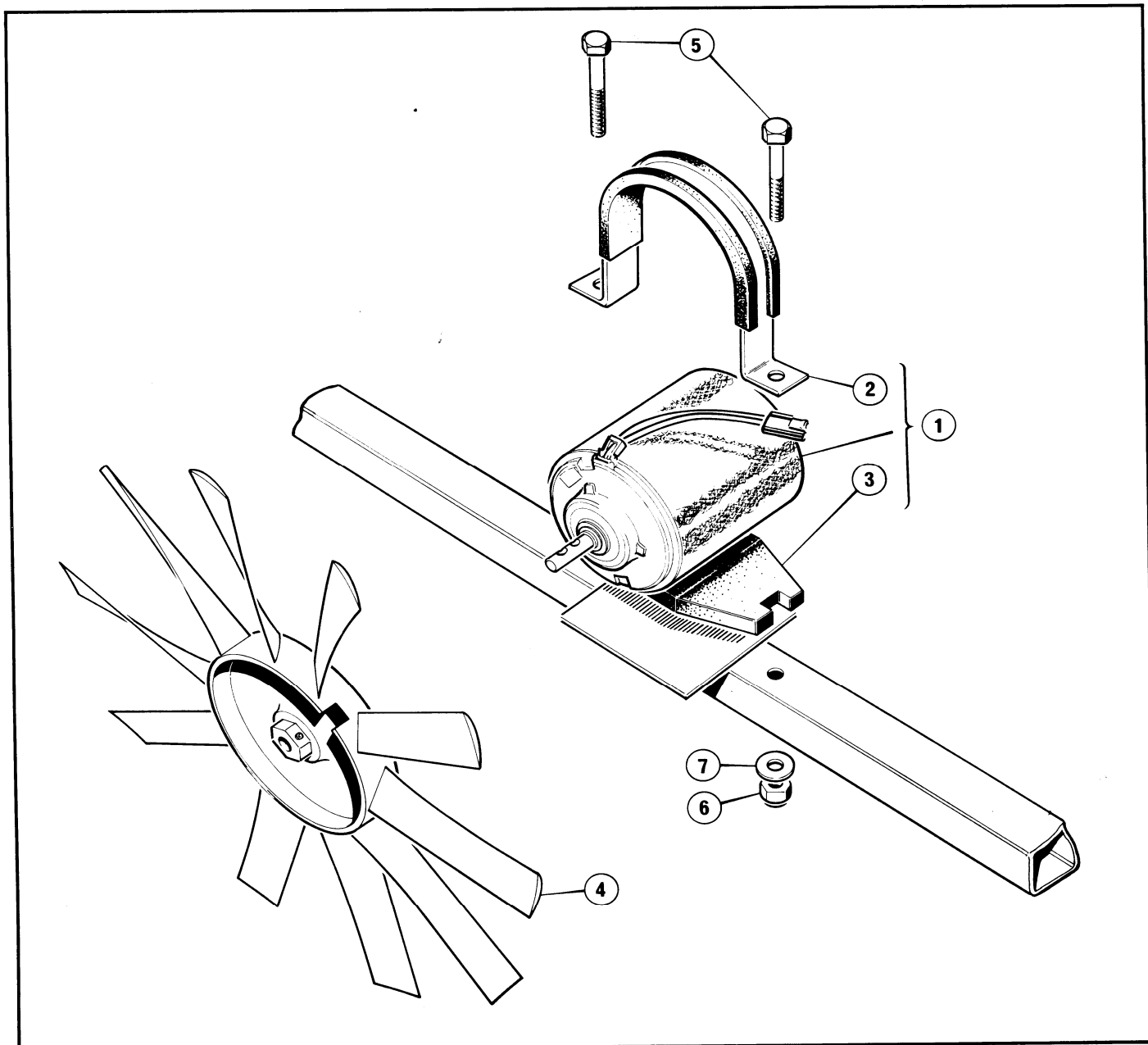


Electrics



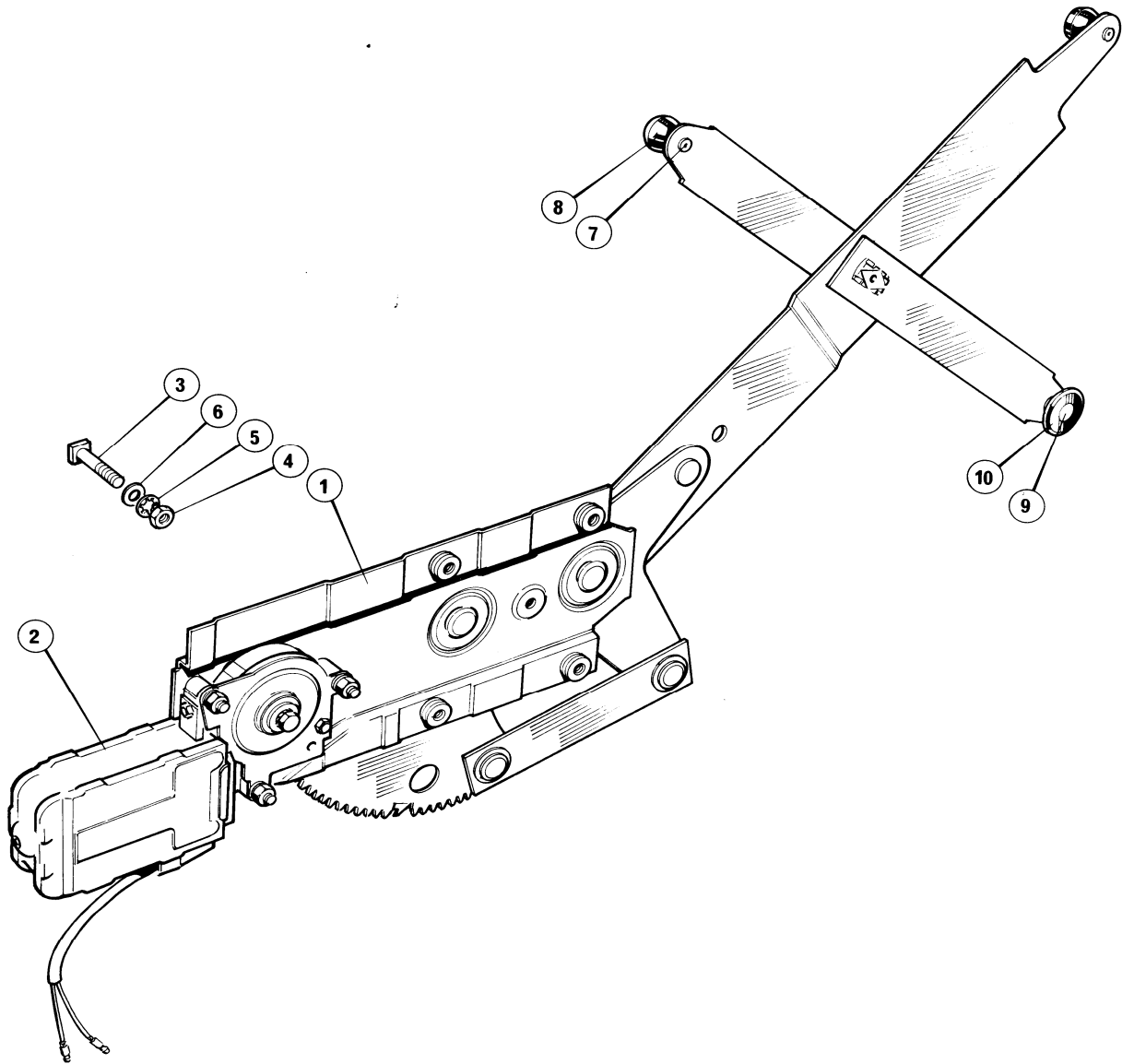
PART NO.	DESCRIPTION	ITEM	REMARKS	QTY.
ELECTRICS—Windscreen wipers—front and rear (continued)				
213450	Grommet, bundy	17	1
212698	Wiper motor assembly, rear, with mounting bracket, wheelbox and bundy tubes	1
207477	Wiper motor assembly, rear	1
	Wiper motor	18	1
	Rack, rear wiper motor	19	1
	Gear, rear wiper motor	1
205564	Pad, rear wiper motor	20	1
205563	Strap, rear wiper motor	21	1
207580	Wheelbox rear	22	1
207481	Bundy, wiper motor to wheelbox	23	1
5444	Bundy, over run	24	GTE.....	1
212697	Plate, rear wiper motor mounting	25	1
51130B	Washer, rear wiper motor to mounting plate	26	2
51200B	Lockwasher, rear wiper motor to mounting plate	27	2
50680B	Nut, rear wiper motor to mounting plate	28	2
53171S	Screw, rear wiper motor mounting plate to body	29	8
207899	Water shedder, rear wiper motor	1
213820	Wiper arm, rear	30	1
211142	Wiper blade, rear	31	1

Electrics



PART NO.	DESCRIPTION	ITEM	REMARKS	QTY.
ELECTRICS—Cooling fan and motor				
209432	Motor assembly c/w strap and pad	1	1
205563	Strap	2	1
205564	Pad	3	1
208793	Fan, cooling	4	1
50005B	Bolt, motor to support tube	5	2
50811N	Nut, motor to support tube	6	2
51131B	Washer, motor to support tube	7	2

Electrics



PART NO.	DESCRIPTION	ITEM	REMARKS	QTY.
ELECTRICS—Window winding mechanism				
215318	Window regulator c/ w motor RH			1
215319	Window regulator c/ w motor LH			1
N.S.P.	Window regulator less motor RH	1		1
N.S.P.	Window regulator less motor LH			1
N.S.P.	Motor, window regulator	2		2
91578	Bolt, motor to regulator	3		6
91579	Nut, motor to regulator	4		6
91580	Shakeproof washer, motor to regulator	5		6
91581	Plain washer, motor to regulator	6		6
91582	Stud, lifting arm	7		4
91583	Roller, lifting arm	8		4
91584	Stud, door slide channel	9		2
91585	Slide, roller, stud	10		2

PART NO.	DESCRIPTION	ITEM	REMARKS	QTY.
ELECTRICS—Cable harness				
216850	Harness, main	NOT ILLUSTRATED		1
213884	Switch, bonnet courtesy light			1
216868	Harness, bonnet courtesy light			1
203651	'P' clip, harness securing			1
53171S	Set screw, 'P' clip			1
211381	Switch, lighting			1
211385	Rear fog guard/auxiliary lamp switch			1
212252	Clip, bulb holder to switches			1
217674	Harness, lighting switches			1
211386	Switch, heater			1
212530	Harness, heater switch			1
211798	Switch, panel lamps			1
211388	Switch, rear wipe/wash		GTE	1
211765	Screen washer, container			1
211637	Interior lamp, front			1
211954	Switch, interior lamp			1
213023	Delay switch, interior lamp			1
212495	Clip, delay switch to header rail			1
205301	Clip, delay switch harness			1
53171S	Screw, clip securing			1
212848	Harness interior lamp			1
213454	Clock			1
211383	Switch, hazard warning lamp			1
211382	Switch, heated rear screen			1
213746	Harness, clock, hazard and heated rear screen			1
211336	Gauge, oil pressure			1
211337	Gauge, fuel			1
211338	Gauge, water temperature			1
211339	Gauge, battery condition indicator			1
212532	Harness, gauges			1
209000	Cigar lighter			1
209669	Harness, handbrake warning switch			1
212847	Harness, ignition switch illumination			1
208762	Holder, ignition light			1
212534	Harness, automatic selector illumination			1
213988	Harness, window lift			1
212718	Switch, courtesy light, door			2
211670	Switch, ignition/steering lock			1
211387	Multi-switch			1
212557	Switch, overdrive			1
17302	Switch, brake stop light	NOT ILLUSTRATED		1
211335	Tachometer			1
211389	Warning light cluster			1
211333	Speedometer			1
212533	Harness tachometer, warning light cluster and speedometer			1
208987	Relay, hazard warning			1
17010	Relay, flasher unit			1
17272	Voltage stabilizer			1
211591	Relay, starter inhibitor, auxiliary lamps and main beam			3
209660	Extension lead, handbrake switch			1
213428	Earth lead, handbrake switch			1
213979	Harness, seat belt warning light			1
213956	Harness, door guard			1
203651	'P' clip, harness to door			4
52123B	Screw, harness to door			4
51200B	Spring washer, harness to door			4
50680B	Nut, harness to door			4
217303	Retaining plate, main harness to body front			2
54168K	Rivet, main harness to body front			2
54181B	Screw, main harness earth lead to nose plate			1
51202B	Lockwasher, main harness earth lead to nose plate			1
	Fuse box		Part of cable harness	N.A.

Electrics

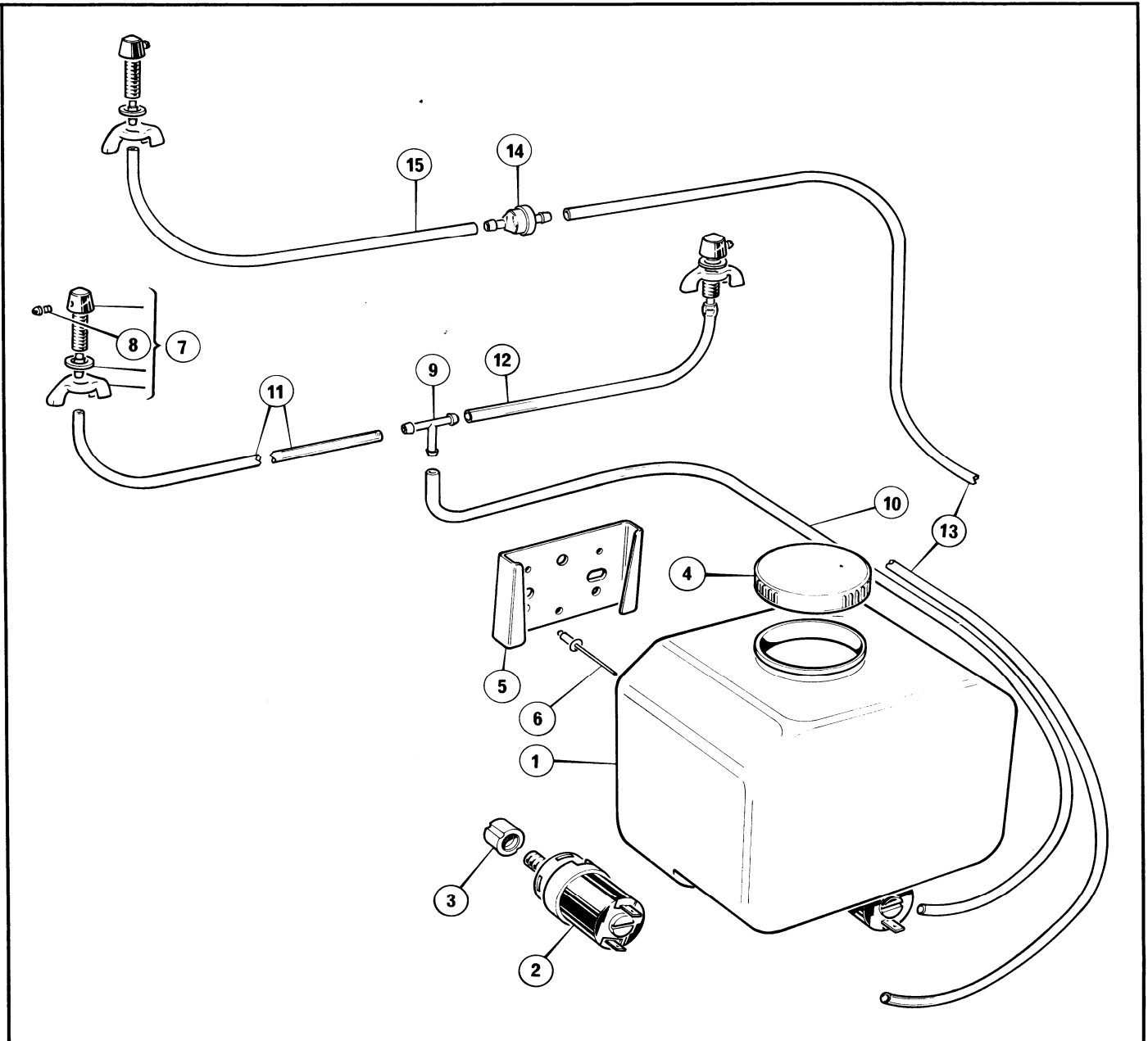
PART NO.	DESCRIPTION	ITEM	REMARKS	QTY.
ELECTRICS—Cable harness—engine compartment				
216928	Starter and gearbox harness	N O T I L L U S T R A T E D	Automatic	1
216929	Starter and gearbox harness		Overdrive	1
210954	Reverse inhibitor switch lead		Automatic	1
216932	Battery positive lead to solenoid	1
216933	Battery negative lead to earth	1
26793	Screw, negative lead to battery	1
8925	Lead, engine to earth	1
209280	Extension lead, brake pad warning	2
217661	Automatic choke harness	1
212962	Edge clip, tank harness to frame	3
51440B	Set screw, earth lead to fuel tank	I L L U S T R A T E D	1
51250B	Shakeproof washer, earth lead to fuel tank	1
50681B	Nut, earth lead to fuel tank	1
209703	'P' clip, engine harness to gearbox	2
209703	'P' clip, engine harness to gear lever assembly	1
209703	'P' clip, brake pad extension lead to wishbone	2
209703	'P' clip, brake pad extension lead to towers	2
217307	Edge clip, brake pad extension lead to towers	2
216934	Link lead, battery positive to starter	1
6825	'P' clip, engine harness to body	1
53171B	Screw, engine harness to body	N O T I L L U S T R A T E D	1
16043	Insert, engine harness to body	1
217301	Edge clip, engine harness to engine mounting	2
217302	Plastic tie, engine harness to starter solenoid	1
27824	Plastic tie, harness to fan mounting tube	2
16954	'P' clip, harness to engine well LH	1
16043	Insert, harness to engine well LH	1
53171B	Screw, harness to engine well LH	1
3873	'P' clip, harness to engine well RH	1
16043	Insert, harness to engine well RH	1
53171B	Screw, harness to engine well RH	N O T I L L U S T R A T E D	1
212675	Insulated clamp harness to bulkhead	1
54182K	Rivet, harness to bulkhead	2
212844	Insulated 'P' clip, ignition harness to bulkhead	1
16043	Insert, ignition harness to bulkhead	1
53171B	Screw, ignition harness to bulkhead	1
213511	Grommet, bonnet light harness	1
17662	Grommet, bonnet light harness	1
27697	Insulated cable clip, door harness	2
27698	Insulated cable clip, door harness	2
27699	Insulated cable clip, door harness	I L L U S T R A T E D	2
217873	Screw, clip to hinge	2
213953	Link lead, intermittent wash/wipe switch to control unit	1
213954	Link lead, control unit to wiper motor harness	1
216719	Support bracket	2
27698	'P' clip	2
53181B	Screw	2
3611	Spire clip	2
	Gearbox harness and	2
	Starter cable support	2



Electrics

PART NO.	DESCRIPTION	ITEM	REMARKS	QTY.
ELECTRICS—Cable harness—rear				
213982	Body harness	N O T I L L U S T R A T E D	1
216329	Bridge wire, heater rear window/body harness		GTE.	1
212540	Link lead, heated rear window		Use with electric aerial only	1
17641	Grommet, fog lamp harness/aerial lead	3
218669	Body harness	1
17663	Bullet	1
22564	2-way connector	1
218673	Socket link leads connecting	2
218670	Link lead, harness to socket	2
218671	Link lead, heated rear window to socket	2
218672	Plug, link lead	2

Windscreen Washers

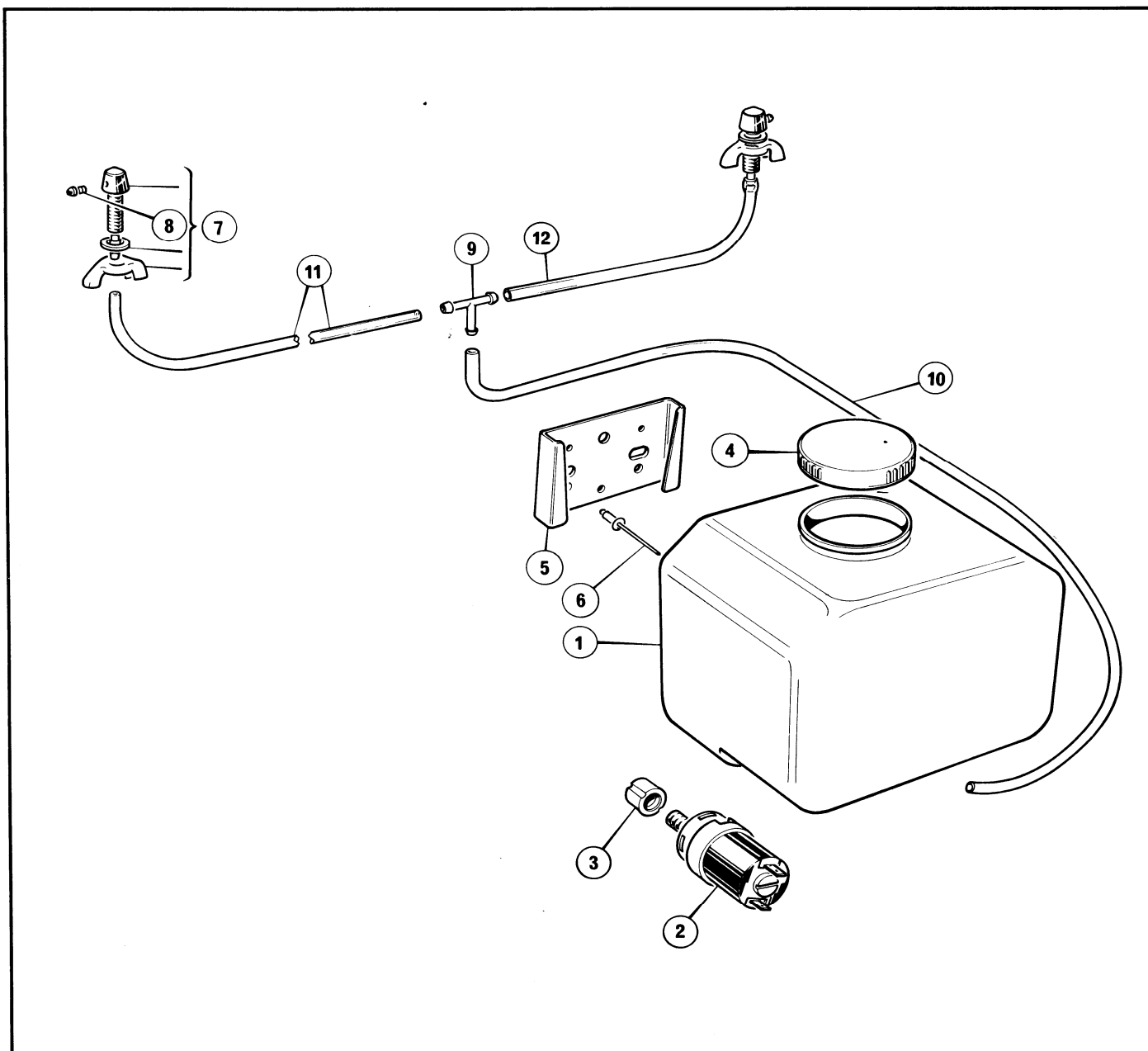


PART NO.	DESCRIPTION	ITEM	REMARKS	QTY.
----------	-------------	------	---------	------

WINDSCREEN WASHERS—front and rear (GTE)

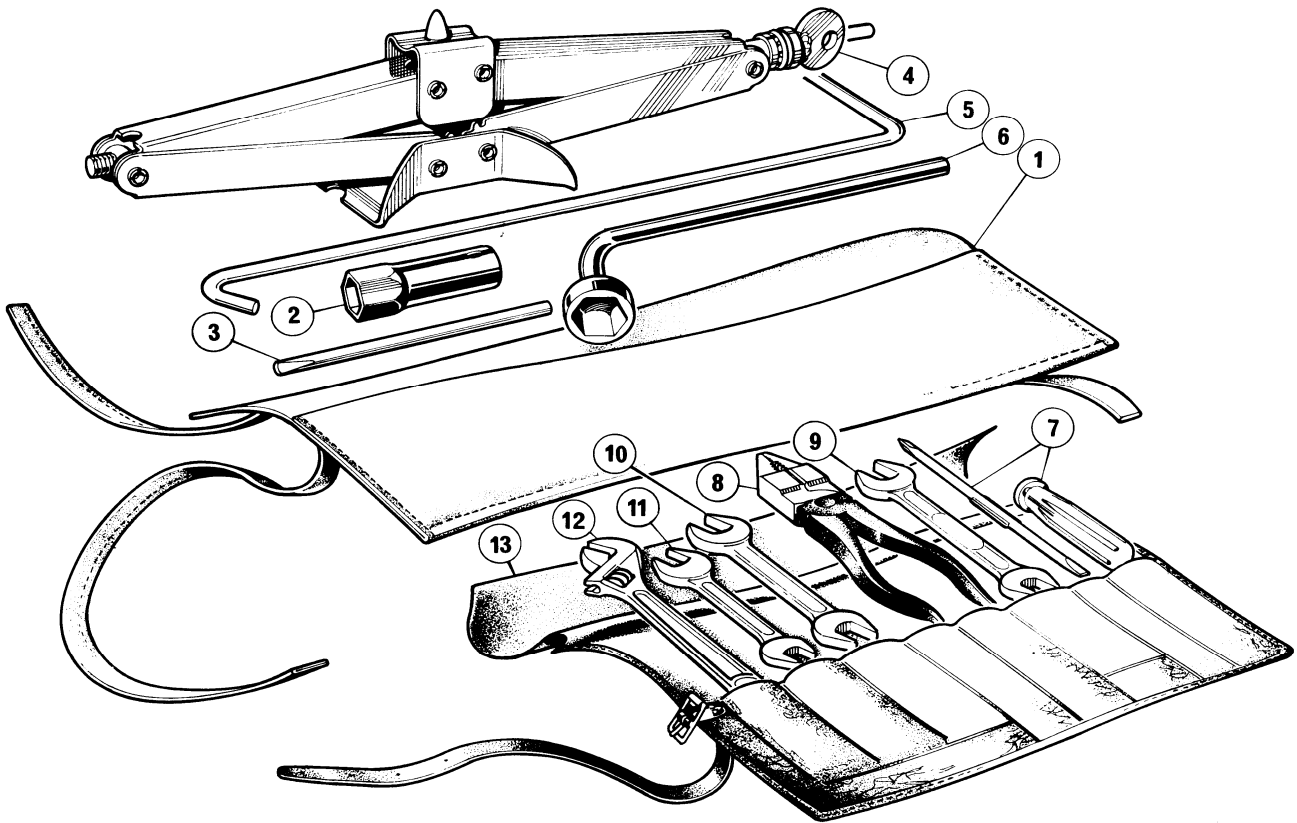
211765	Container and pumps assembly			1
91542	Container with cap	1		1
91543	Motor and pump	2		2
91544	Nut, pump to container	3		2
91761	Cap, washer container	4		1
24074	Bracket, washer container	5		1
54185K	Rivet, bracket to body	6		3
91556	Jet assembly, washer	7		3
208753	Nozzle, jet	8		3
208039	'T' piece, washer hose connecting	9		1
202020	Hose, washer pump to 'T' piece	10	42" long	1
202020	Hose, washer, 'T' piece to front jet	11	30" long	1
202020	Hose, washer, 'T' piece to front jet	12	6" long	1
202020	Hose, pump to non return valve	13	156" long	1
213560	Valve, non return	14		1
202020	Hose, washer, non return valve to rear jet	15	42" long	1

Windscreen Washers



PART NO.	DESCRIPTION	ITEM	REMARKS	QTY.
WINDSCREEN WASHERS—front (GTC)				
214387	Container and pump assembly.....			1
91542	Container with cap.....	91542	SINGLE 91542 DOUBLE	1
91543	Motor and pump.....	2		1
91544	Nut, pump to container.....	3		1
91761	Cap, washer container.....	4		1
24074	Bracket, washer container.....	5		1
54185K	Rivet, bracket to body.....	6		3
91556	Jet assembly, washer.....	7		2
208753	Nozzle, jet.....	8		2
208039	'T' piece, washer hose connecting.....	9		1
202020	Hose, washer pump to 'T' piece.....	10	42" long	1
202020	Hose, washer 'T' piece to front jet.....	11	30" long	1
202020	Hose, washer 'T' piece to front jet.....	12	5" long	1

Tool Kit



PART NO.	DESCRIPTION	ITEM	REMARKS	QTY.
TOOL KIT				
210534	Tool kit complete.....			1
209710	Tool roll.....	1		1
200716	Plug spanner.....	2		1
200993	Tommy bar.....	3		1
208988	Jack.....	4		1
212091	Handle, jack.....	5		1
19298	Wheelbrace.....	6	3/8" with Steel Wheels only	1
213464	Wheelbrace.....		3/16" with Wolfrace Alloy Wheels only.....	1
210535	Tool kit roll.....			1
210536	Dual screwdriver.....	7	} Alternatives.....	1
213508	Dual screwdriver.....			1
210537	Pliers.....	8		1
213509	Pliers.....			1
210539	Spanner (open-ended).....	9	1/2" x 9/16".....	1
210540	Spanner (open-ended).....	10	9/16" x 5/8".....	1
210538	Spanner (open-ended).....	11	7/16" x 1/2".....	1
210541	Spanner (adjustable).....	12	} Alternatives.....	1
213510	Spanner (adjustable).....			1
210542	Tool roll.....	13		1

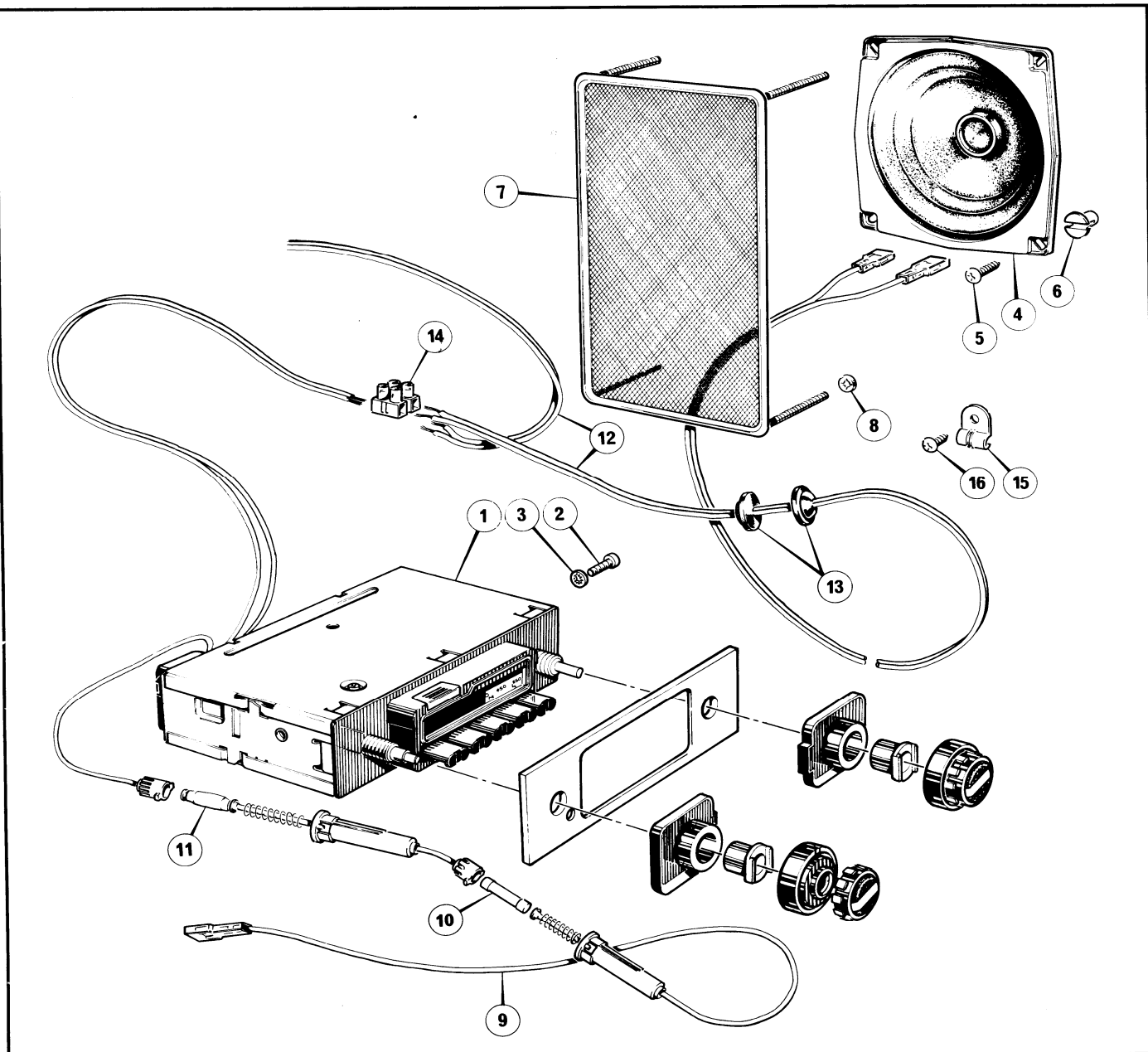


Miscellaneous Optional Extras/Accessories

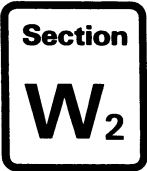


PART NO.	DESCRIPTION	ITEM	REMARKS	QTY.
MISCELLANEOUS OPTIONAL EXTRAS/ACCESSORIES				
208011	Roof rack		GTE	1
91381	Tow bar kit, c/w electrics	1
92789	Tow bar kit	1
91379	Mudflap kit	1
91323	Dog guard	1
216178	Headrest kit		Blue velour	1
216179	Headrest kit		Black velour	1
216180	Headrest kit		Tan velour	1
216181	Headrest kit		Chocolate velour	1
216182	Headrest kit		Blue leather	1
216183	Headrest kit		Black leather	1
216184	Headrest kit		Tan leather	1
216185	Headrest kit		Chocolate leather	1
92152	Tonneau cover kit—GTE		Blue	1
92153	Tonneau cover kit—GTE		Black	1
92258	Tonneau cover kit—GTE		Tan	1
92259	Tonneau cover kit—GTE		Chocolate	1
92097	Floor rug set		Natural	
92077	Floor rug, front pair		Natural	
92087	Floor rug, rear pair		Natural	
92098	Floor rug set		Beige	
92078	Floor rug, front pair		Beige	
92088	Floor rug, rear pair		Beige	
92099	Floor rug set		Charcoal	
92079	Floor rug, front pair		Charcoal	
92089	Floor rug, rear pair		Charcoal	
92100	Floor rug set		Green	
92080	Floor rug, front pair		Green	
92090	Floor rug, rear pair		Green	
92101	Floor rug set		Red	
92081	Floor rug, front pair		Red	
92091	Floor rug, rear pair		Red	
92102	Floor rug set		Gold	
92082	Floor rug, front pair		Gold	
92092	Floor rug, rear pair		Gold	
92103	Floor rug set		Black	
92083	Floor rug, front pair		Black	
92093	Floor rug, rear pair		Black	
92104	Floor rug set		Brown	
92084	Floor rug, front pair		Brown	
92094	Floor rug, rear pair		Brown	
92105	Floor rug set		Slate Blue	
92085	Floor rug, front pair		Slate Blue	
92095	Floor rug, rear pair		Slate Blue	
92106	Floor rug set		Navy	
92086	Floor rug, front pair		Navy	
92096	Floor rug, rear pair		Navy	
92068	Seat cover, front		Natural	
92069	Seat cover, front		Beige	
92070	Seat cover, front		Charcoal	
92071	Seat cover set, rear		Natural	
92072	Seat cover set, rear		Beige	
92073	Seat cover set, rear		Charcoal	
92074	Headrest cover		Natural	
92075	Headrest cover		Beige	
92076	Headrest cover		Charcoal	

Miscellaneous Optional Extras/Accessories



PART NO.	DESCRIPTION	ITEM	REMARKS	QTY.
RADIO				
213721	Radio receiver, medium/long wave	1	1
52121B	Screw, radio unit fixing.	2	1
51240B	Shakeproof washer, radio unit fixing	3	1
209132	Loudspeaker	4	2
53172S	Screw, loudspeaker fixing	5	8
16043	Insert, loudspeaker fixing	6	8
212991	Grille, loudspeaker.	7	Blue	2
212992	Grille, loudspeaker.		Tan	2
215998	Grille, loudspeaker.		Black	2
212717	Clip, loudspeaker grille, to door casing	8	8
209433	Lead, receiver to battery	9	1
16748	Fuse, 1.5 amp	10	1
206226	Choke, battery lead	11	1
209010	Lead, receiver to loudspeaker	12	2
17641	Grommet, loudspeaker leads	13	2
210915	Terminal block, loudspeaker leads	14	2
27697	Clip, puddle light, door illumination light and speaker leads to door hinge.	15	Use as required	2
27698	Clip, puddle light, door illumination light, electrically operated windows, and speaker leads to door hinge		Use as required	2

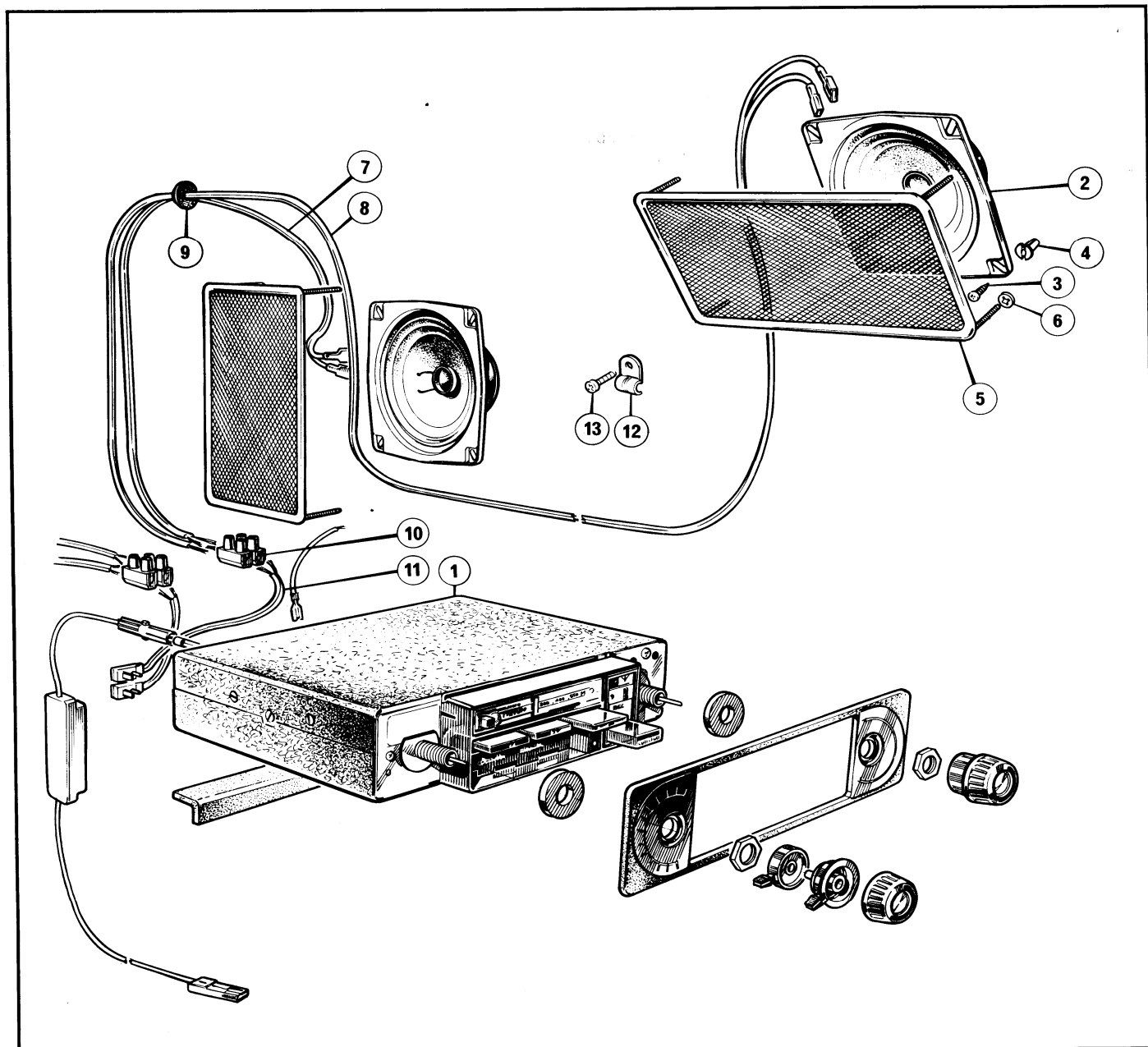


Miscellaneous Optional Extras/Accessories

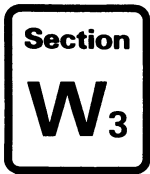


PART NO.	DESCRIPTION	ITEM	REMARKS	QTY.
RADIO (continued)				
27699	Clip, puddle light, door illumination light, electric door mirrors and speaker leads to door hinge		Use as required	2
27699	Clip, puddle light, door illumination light, electrically operated windows, electric door mirrors and speaker leads to door hinge		Use as required	2
53171B	Screw, clip	16	2

Miscellaneous Optional Extras/Accessories



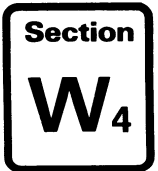
PART NO.	DESCRIPTION	ITEM	REMARKS	QTY.
OPTIONAL EXTRA—Radio/Cassette tape player				
216429	Stereo Radio/Stereo cassette tape player	1	1
216428	Mono Radio/Stereo cassette tape player	1	1
209132	Loudspeaker	2	4
531725	Screw, loudspeaker fixing	3	16
16043	Insert, loudspeaker fixing	4	16
212991	Grille, loudspeaker	5	Blue	4
212992	Grille, loudspeaker	5	Tan	4
215998	Grille, loudspeaker	5	Black	4
212717	Clip, loudspeaker grille fixing	6	16
217867	Lead, loudspeaker, front	7	2
217866	Lead, loudspeaker, rear	8	GTE	2
17641	Grommet, loudspeaker leads	9	2
210915	Terminal block, loudspeaker leads	10	4
212849	Lead, receiver to terminal block	11	2
27697	Clip, puddle light, door illumination light and speaker lead to door hinge.	12	2
27698	Clip, puddle light, door illumination light, electrically operated windows, and speaker leads to door hinge	2
27699	Clip, puddle light, door illumination light, electric door mirrors and speaker leads to door hinge	2



Miscellaneous Optional Extras/Accessories



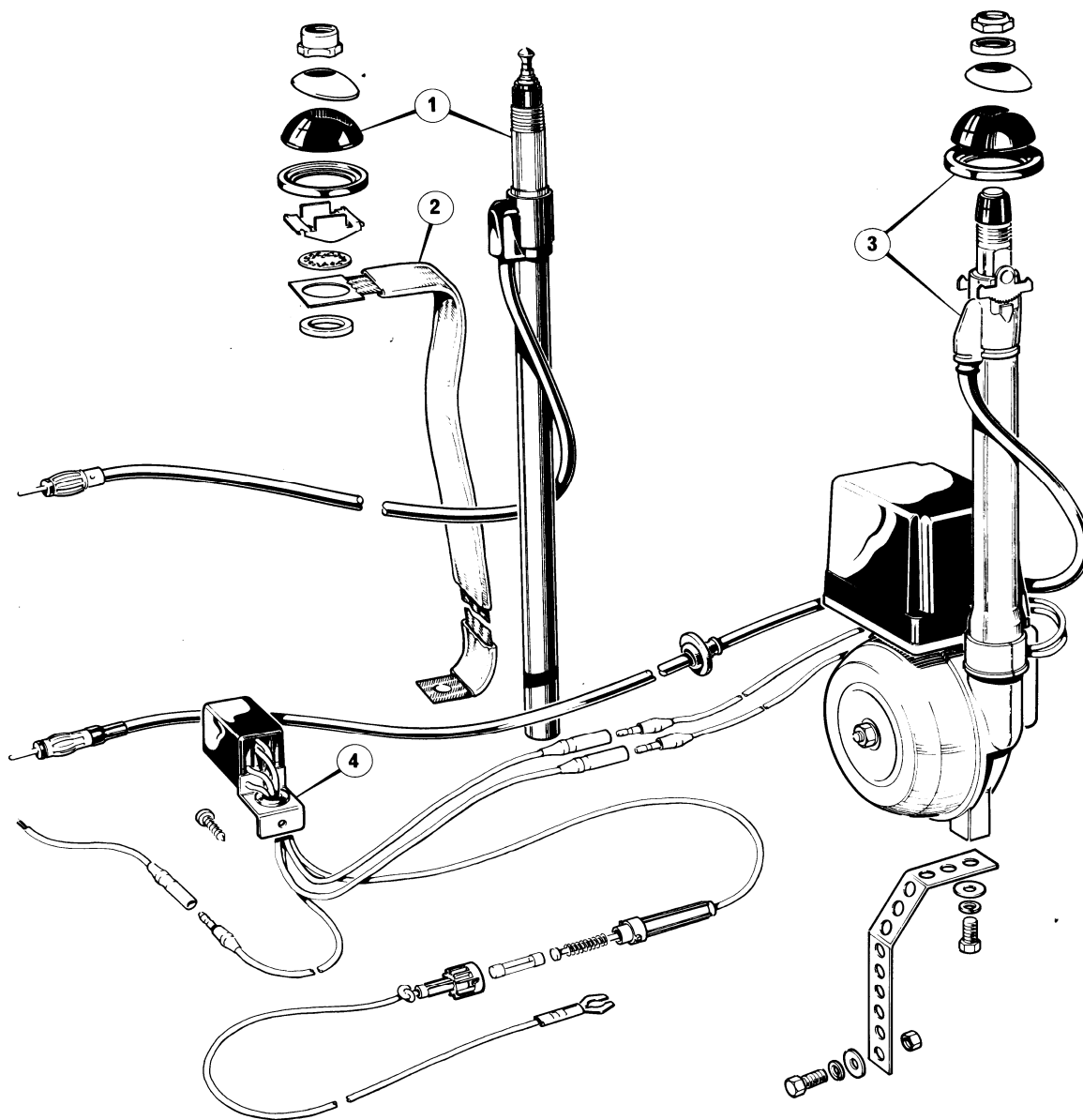
PART NO.	DESCRIPTION	ITEM	REMARKS	QTY.
OPTIONAL EXTRA—Radio/Cassette tape player (continued)				
27699	Clip, puddle light, door illumination light, electrically operated windows, electric door mirrors and speaker leads to door hinge	2
53171B	Screw, clip	13	2



Miscellaneous Optional Extras/Accessories

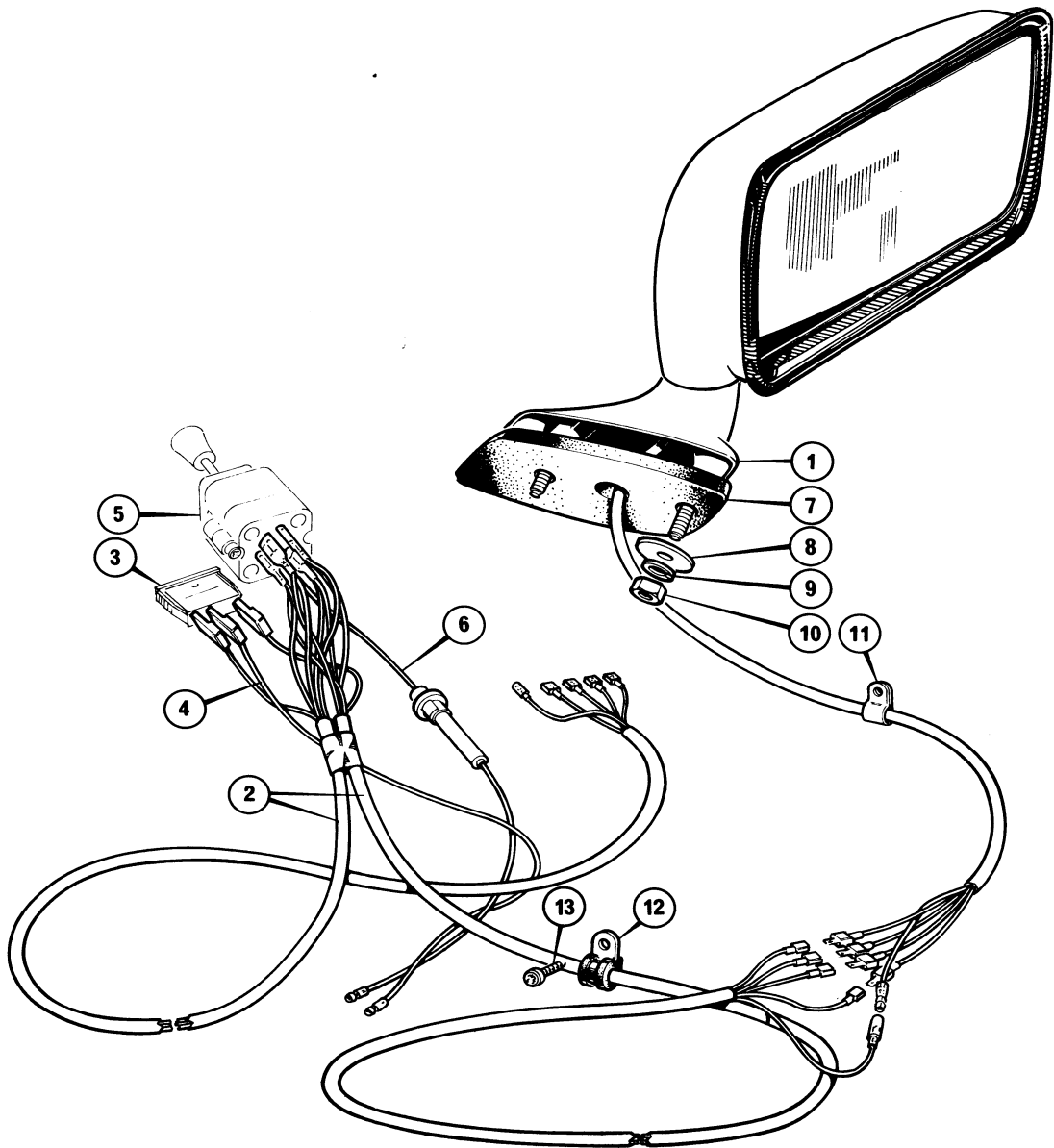
PART NO.	DESCRIPTION	ITEM	REMARKS	QTY.
SUPPRESSION				
207939	Choke instrument stabiliser	NOT ILLUSTRATED	1
213728	Capacitor, 10 volt stabiliser	1
217668	Capacitor, coil	1
207948	Capacitor, front windscreen wiper motor	2
206447	Capacitor, blower motor	4
206447	Capacitor, rear wiper motor		GTE.....	2
216201	Capacitor, alternator	1
216200	Screw, capacitor to alternator	1
58961B	Lockwasher, capacitor to alternator	1
213725	Bond, radio to heater and cross tube	1
213727	Bond, floor mounting to 'A' post.	1
210651	Bond, front suppression	2
217437	Bond, RH tower to electronic module.	1
217869	Bond, LH bonnet hinge to wiper motor fixing stud	1
217437	Bond, engine to coil and suppression shield	1
58635B	Set screw, bond to engine	1
58963B	Spring washer, bond to engine	1
58933B	Washer, bond to engine	1
217438	Bond, LH tower to wiper motor fixing stud and wiper motor	1
217439	Bond, RH bonnet hinge to brake servo and electronic module	1
217474	Bond, heat shield to body	2
54182K	Rivet, bond to heat shield and body	2
51130B	Washer, bond to heat shield and body	1
51481B	Set screw, bond to heat shield and body	1
51132B	Washer, bond to heat shield and body	1
51202B	Spring washer, bond to heat shield and body	1

Miscellaneous Optional Extras/Accessories



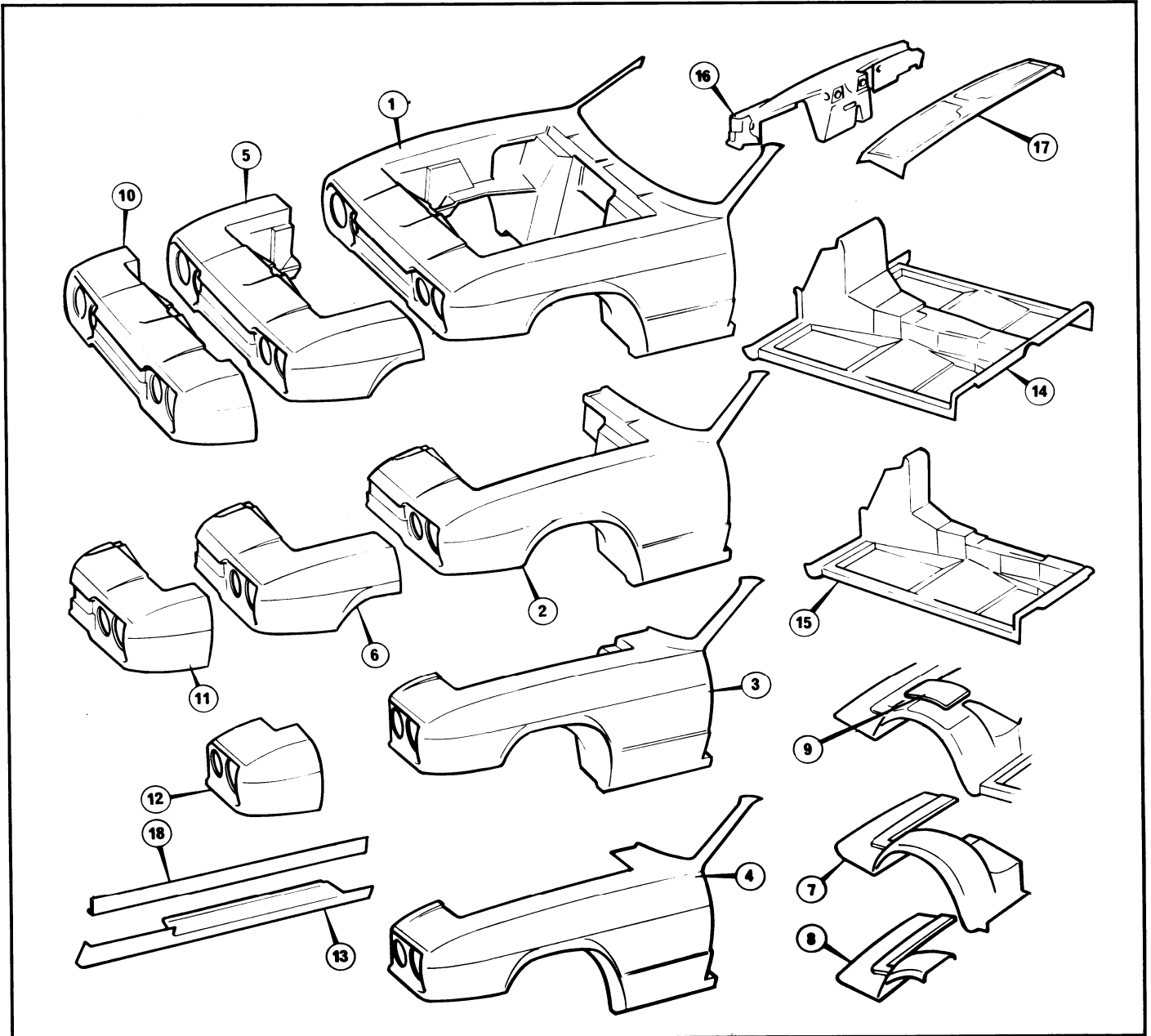
PART NO.	DESCRIPTION	ITEM	REMARKS	QTY.
AERIALS				
212742	Aerial, manually operated	1	1
212743	Bond, manual aerial	2	1
212522	Aerial, electrically operated 218517	3	Optional extra	1
212744	Relay, electric aerial	4	1

Miscellaneous Optional Extras/Accessories



PART NO.	DESCRIPTION	ITEM	REMARKS	QTY.
OPTIONAL EXTRA—Electrically operated exterior mirror				
215794	Kit, exterior mirror			1
215795	Mirror RH	1		1
215796	Mirror LH			1
215797	Harness, main control	2		1
211954	Change over switch	3		1
215798	Harnes lead, change over switch	4		1
215800	Control switch	5		1
215799	Harness lead c/w inline fuse, control switch	6		1
215309	Mounting pad RH, mirror to door	7		1
215308	Mounting pad LH, mirror to door			1
CW200	Coachwasher, mirror to door	8		2
58962B	Lockwasher, mirror to door	9		2
51201B	Nut, mirror to door	10		2
3874	'P' clip, main harness lead securing	11		1
27699	'P' clip, control switch harness lead securing	12		1
53171B	Screw, 'P' clip securing	13		1


Glass Fibre Repair Mouldings



PART NO.	DESCRIPTION	ITEM	REMARKS	QTY.
----------	-------------	------	---------	------

GLASS FIBRE REPAIR MOULDINGS—Front sections and metal inserts

217331	Main body complete—overdrive		GTE	1
217332	Main body complete—automatic		GTE	1
92662	Panel, front bumper mounting.		GTE	1
92663	Front body complete with pillars	1	GTE	1
92664	Half front body complete with pillars, RH.		GTE	1
92665	Half front body complete with pillars, LH.	2	GTE	1
92666	Front wing complete with pillars and engine well RH		GTE	1
92667	Front wing complete with pillars and engine well LH	3	GTE	1
92668	Front wing shell complete with pillar RH		GTE	1
92669	Front wing shell complete with pillar LH.	4	GTE	1
216625	Main body complete—overdrive		GTC	1
216626	Main body complete—automatic		GTC	1
216832	Panel, front bumper mounting.		GTC	1
92670	Front body complete with pillars		GTC	1
92671	Half front body complete with pillars RH		GTC	1
92672	Half front body complete with pillars LH		GTC	1
92673	Front wing complete with pillars and engine well RH		GTC	1
92674	Front wing complete with pillars and engine well LH		GTC	1

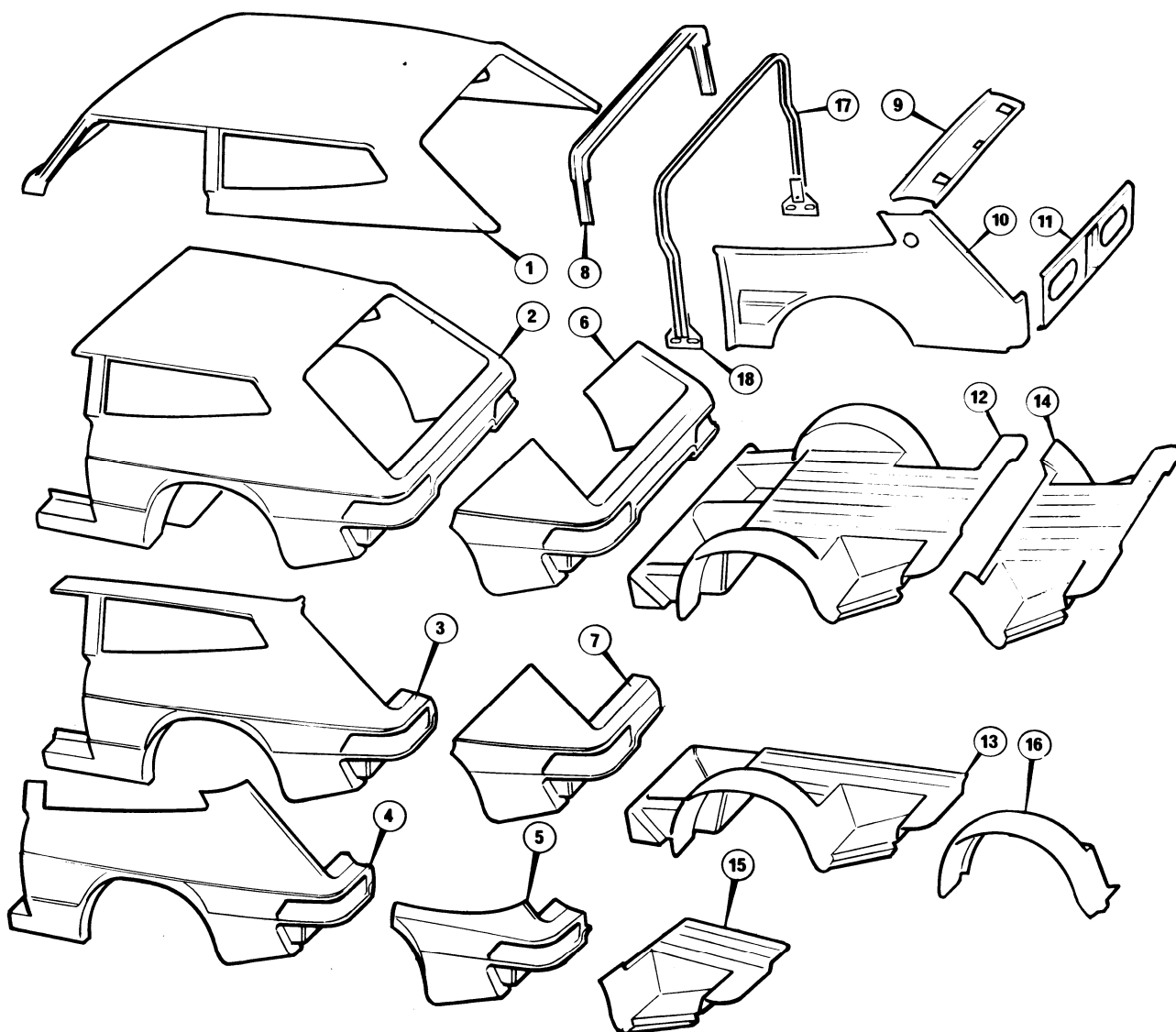


Glass Fibre Repair Mouldings




PART NO.	DESCRIPTION	ITEM	REMARKS	QTY.
GLASS FIBRE REPAIR MOULDINGS—Front sections and metal inserts (continued)				
92675	Front wing shell complete with pillar RH		GTC.	1
92676	Front wing shell complete with pillar LH		GTC.	1
92677	Short front body complete	5	GTE/GTC	1
92678	Half short front body complete RH		GTE/GTC	1
92679	Half short front body complete LH	6	GTE/GTC	1
92680	Front wheelarch and underbody RH		GTE/GTC	1
92681	Front wheelarch and underbody LH	7	GTE/GTC	1
92682	Half front wheelarch and underbody RH		GTE/GTC	1
92683	Half front wheelarch and underbody LH	8	GTE/GTC	1
92684	Closing panel, front wheelarch RH		GTE/GTC	1
92685	Closing panel, front wheelarch LH	9	GTE/GTC	1
92686	Nose section complete	10	GTE/GTC	1
92687	Half nose section, complete RH		GTE/GTC	1
92688	Half nose section, complete LH	11	GTE/GTC	1
92689	Front corner, complete RH		GTE/GTC	1
92690	Front corner, complete LH	12	GTE/GTC	1
92691	Door sill RH		GTE/GTC	1
92692	Door sill LH	13	GTE/GTC	1
	Doors		See Section Q5	1
	Bonnet lid		See Section Q3	1
	Front wheelarch blanking panels		See Section Q1	1
	Headlamp bezels		See Section Q1	1
92693	Floor pan, mid section—overdrive	14	GTE/GTC	1
92694	Floor pan, mid section—automatic		GTE/GTC	1
92695	Half floor pan, mid section RH—overdrive		GTE/GTC	1
92696	Half floor pan, mid section LH—overdrive	15	GTE/GTC	1
92697	Half floor pan, mid section RH—automatic		GTE/GTC	1
92698	Half floor pan, mid section LH—automatic		GTE/GTC	1
216627	Fascia bulkhead moulding	16	GTE/GTC	1
211496	Header rail, front	17	GTE	1
	Inserts			1
211397	Stiffener plate, RH sill			1
213493	Stiffener plate, LH sill	18		1

Glass Fibre Repair Mouldings—GTE



PART NO.	DESCRIPTION	ITEM	REMARKS	QTY.
GLASS FIBRE REPAIR MOULDINGS—GTE—Rear sections and metal inserts				
91621	Roof shell including pillars	1	1
92704	Rear body complete	2	1
92705	Rear side RH	3	1
92706	Rear side LH	3	1
92707	Rear quarter RH	4	1
92708	Rear quarter LH	4	1
92709	Rear corner RH	5	1
92710	Rear corner LH	5	1
92711	Short rear body complete	6	1
92712	Half short rear body, complete RH	7	1
92713	Half short rear body, complete LH	7	1
211924	Roll bar cover moulding	8	1
211925	Rear window hinge cover	9	1
213615	Rear quarter trim panel, RH	10	1
213616	Rear quarter trim panel, LH	10	1
FG1826	Rear trim panel.	11	1
92714	Floor pan, rear section	12	1
92715	Half floor pan, rear section RH	12	1

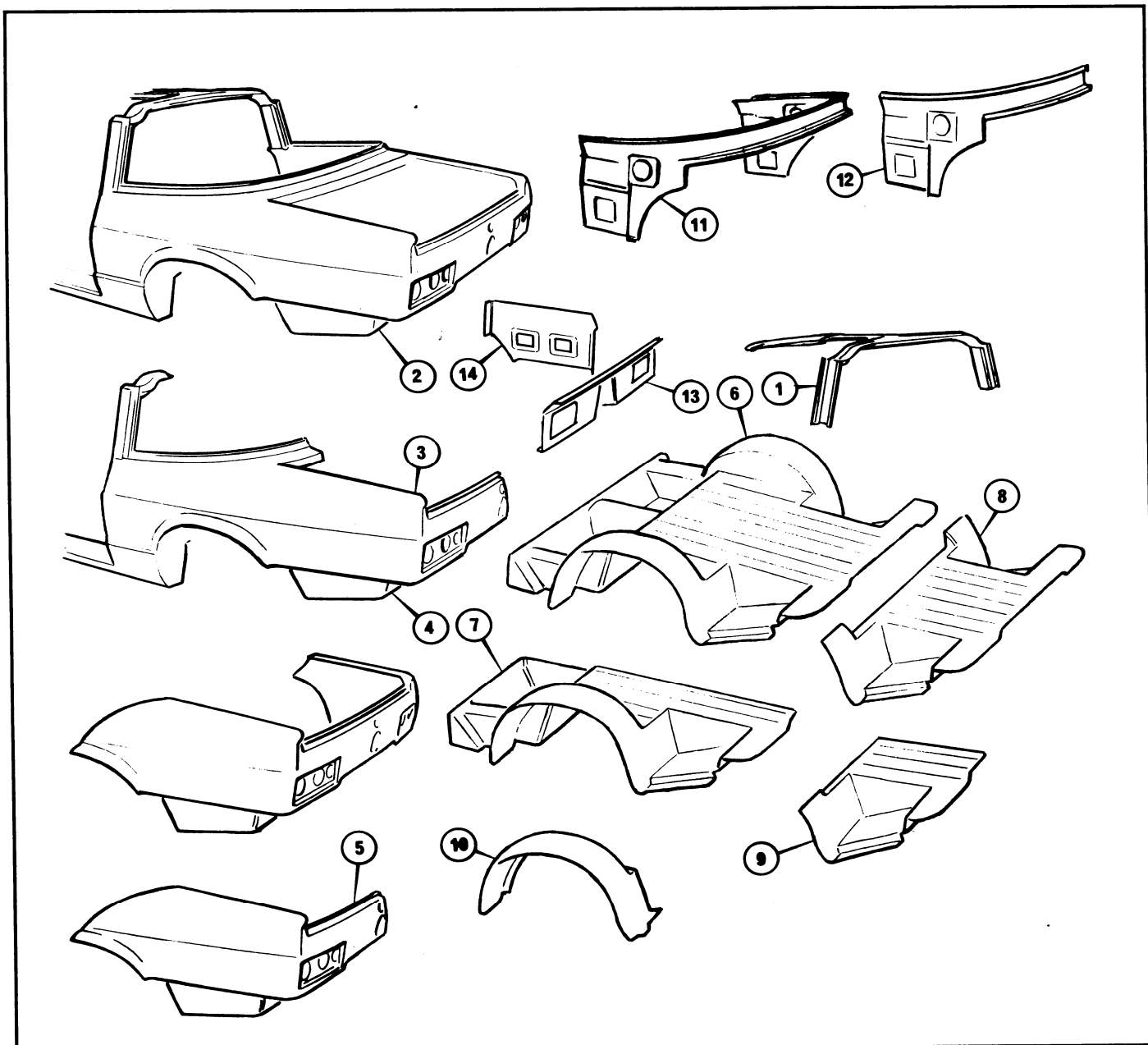


Glass Fibre Repair Mouldings—GTE



PART NO.	DESCRIPTION	ITEM	REMARKS	QTY.
GLASS FIBRE REPAIR MOULDINGS—GTE—Rear sections and metal inserts (continued)				
92716	Half floor pan, rear section LH	13	1
92717	Floor pan, short rear section	14	1
92718	Half floor pan, short rear section RH	1
92719	Half floor pan, short rear section LH	15	1
92720	Rear wheelarch RH	1
92721	Rear wheelarch LH	16	1
	Rear wheelarch blanking panels		See Section Q2	
	Rear bumper mounting panel		See Section Q2	
	Inserts			
211553	Roll over bar assembly	1
50083B	Screw, roll over bar to chassis	4
207703	Coachwasher, roll over bar to chassis	8
51209B	Lockwasher, roll over bar to chassis	4
50683B	Nut, roll over bar to chassis	4
207276	Plate, roll over bar to chassis	2


Glass Fibre Repair Mouldings—GTC



PART NO.	DESCRIPTION	ITEM	REMARKS	QTY.
----------	-------------	------	---------	------

GLASS FIBRE REPAIR MOULDINGS—GTC—Rear sections and metal inserts

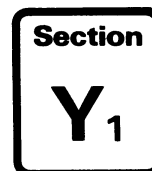
216628	Cover, roll over bar		Early vehicles	
218003	Cover, roll over bar	1	Later vehicles	
92722	Rear body complete	2		
92723	Half rear side RH			
92724	Half rear side LH	3		
92729	Short rear body complete	4		
92730	Half short rear body, complete RH			
92731	Half short rear body, complete LH	5		
92714	Floor pan rear section	6		
92715	Half floor pan rear section RH			
92716	Half floor pan rear section LH	7		
92717	Floor pan, short rear section	8		
92718	Half floor pan, short rear section RH			
92719	Half floor pan, short rear section LH	9		
92720	Rear wheelarch RH			
92721	Rear wheelarch LH	10		
	Rear wheelarch blanking panels		See Section Q8	
	Rear bumper mounting panel		See Section Q8	



Glass Fibre Repair Mouldings—GTC



PART NO.	DESCRIPTION	ITEM	REMARKS	QTY.
GLASS FIBRE REPAIR MOULDINGS—GTC—Rear sections and metal inserts (continued)				
216629	Inner panel, rear passenger compartment	11	
92732	Half inner panel, rear passenger compartment RH	
92733	Half inner panel, rear passenger compartment LH	12	
FG2025	Inner panel, boot rear	13	
FG2047	Half inner panel, boot side RH	14	
FG2048	Half inner panel, boot side LH	
	Inserts			
216436	Roll over bar assembly	1
50083B	Screw, roll over bar to chassis	4
207703	Coachwasher, roll over bar to chassis	8
51203B	Lockwasher, roll over bar to chassis	4
50683	Nut, roll over bar to chassis	4
207276	Plate, roll over bar to chassis	2



Paint

PART NO.	DESCRIPTION	ITEM	REMARKS	QTY.
PAINT				
99429	Aquamarine		1 litre	
99430	Aquamarine		250 ml	
99417	Buckskin		1 litre	
99418	Buckskin		250 ml	
99413	Carmen		1 litre	
99414	Carmen		250 ml	
99360	Celtic Brown		1 litre	
99361	Celtic Brown		250 ml	
99411	Champagne		1 litre	
99412	Champagne		250 ml	
99415	Mulberry		1 litre	
99416	Mulberry		250 ml	
99391	Olympic Blue		1 litre	
99392	Olympic Blue		250 ml	
99425	Panama		1 litre	
99426	Panama		250 ml	
99409	Trafalgar Blue		1 litre	
99410	Trafalgar Blue		250 ml	
99405	Silver Birch		1 litre	
99406	Silver Birch		250 ml	
99427	Stunning Red		1 litre	
99428	Stunning Red		250 ml	
99403	White Rose		1 litre	
99404	White Rose		250 ml	